

Social indicators

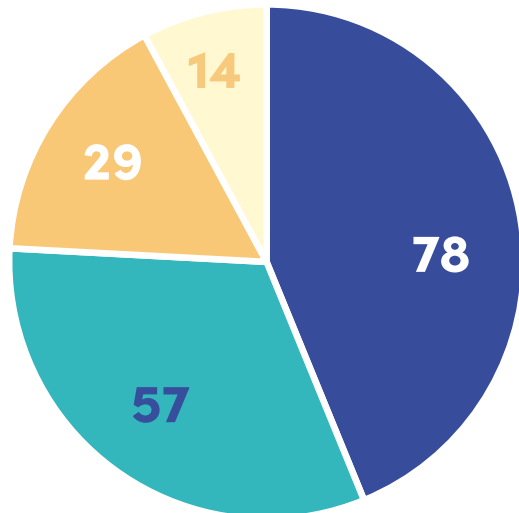
Total employees

178





In 2023: 177, 2022: 151, 2021: 129, 2020: 126, 2019: 109, 2018: 90, 2017: 80, 2016: 66, 2015: 66, 2014: 64

Age of the employees



Age:
 ■ ≤34 ■ 35-44 ■ 45-54 ■ ≥55

Staff turnover



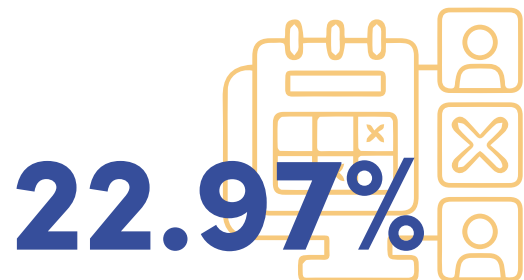
Sick leave

Of the total number of days to be performed
2,57% in 2024

Scholingsgraad



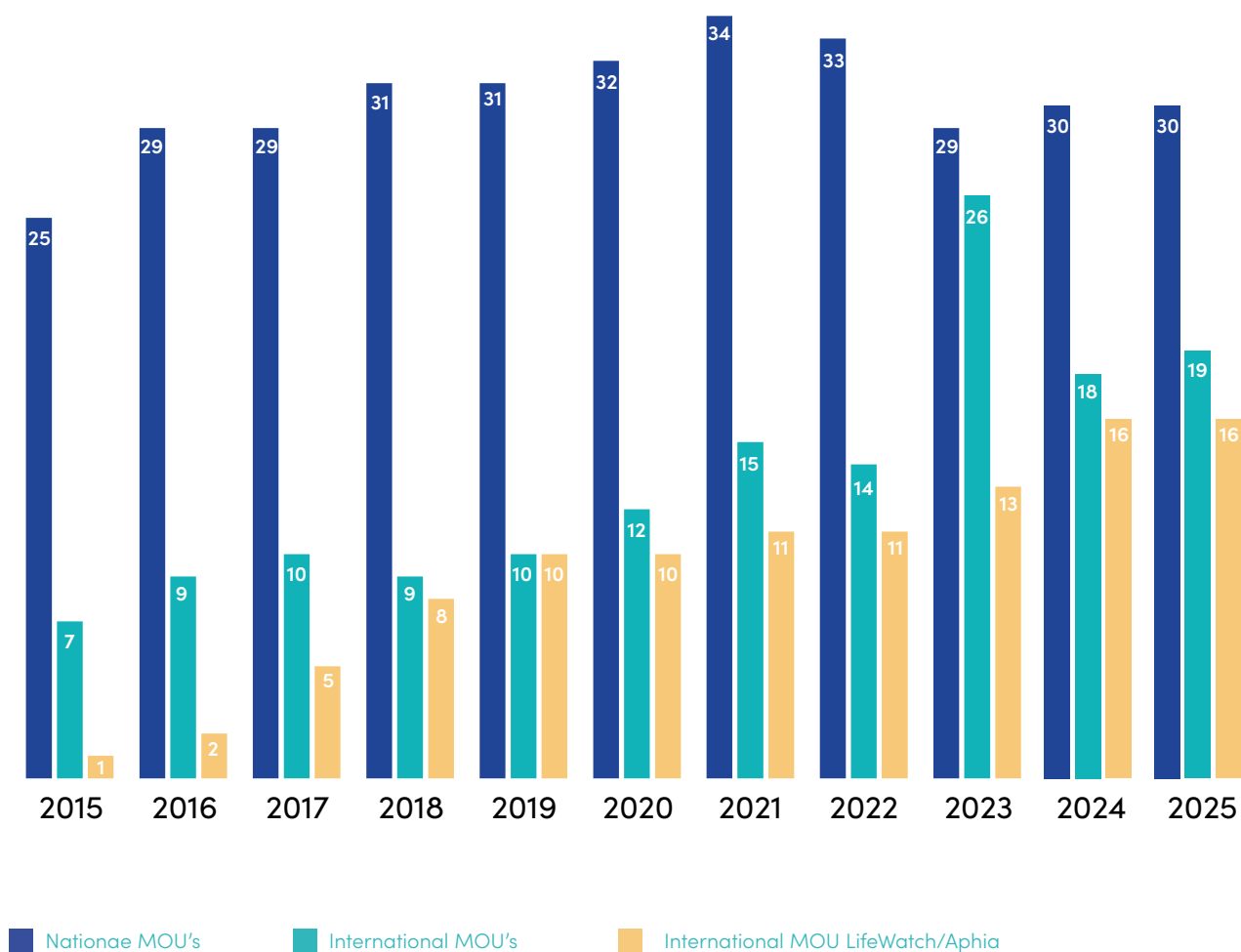
Of which 166 higher educated workers and 9 people who have completed at most secondary education (ESF definition).



Leave

The total number of days absent due to maternity leave, parental leave, time credit, leave of absence, illness, etc. relative to the total number of days to be performed.
In 2024: 22.99%

National and international cooperation agreements



The number of ongoing Memoranda of Understanding by year for the periode 2015-2025, broken down into national MOUs, international MOUs, and international MOUs under LifeWatch/Aphia.

A list of all agreements can be accessed at <https://vliz.be/en/memoranda-understanding>.

Research projects

27

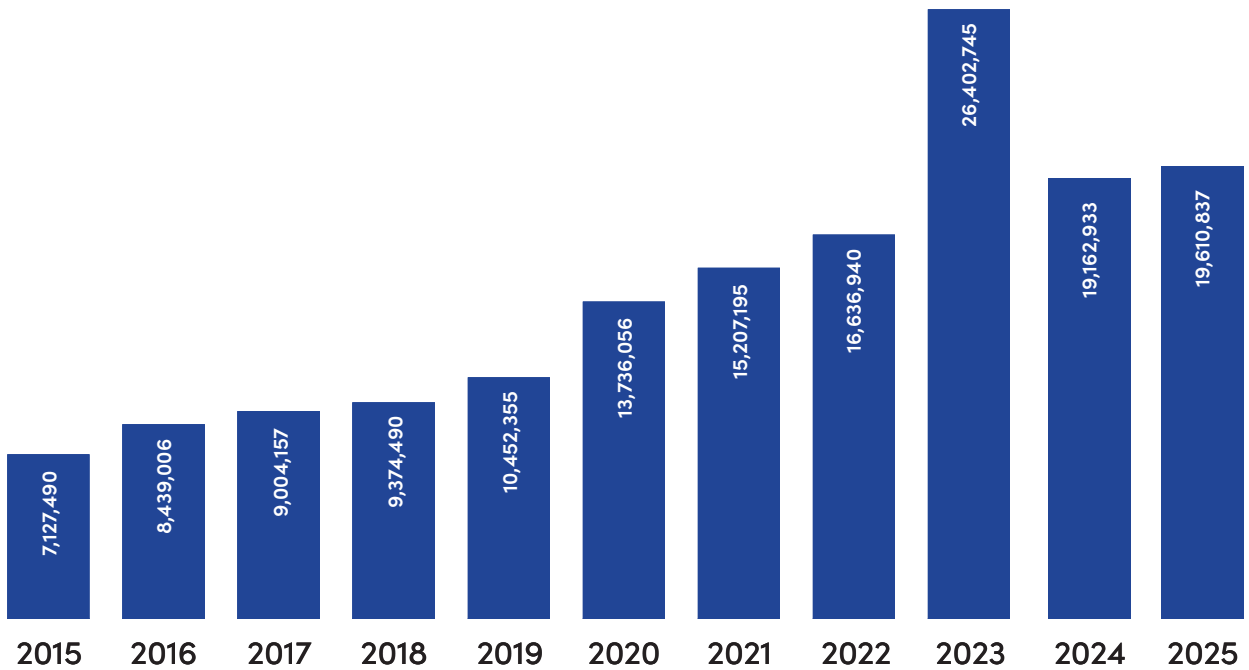
Initiated research projects
with external budget

Project	Start date	End date
GuardIAS	01/01/2025	31/12/2027
TRICUSO	01/01/2025	31/12/2028
ICOS 2025-2028	01/01/2025	31/12/2028
Lifewach Transition	01/01/2025	31/12/2026
eDNA Optima	01/01/2025	31/12/2026
Sage	01/03/2025	29/02/2028
SSPIRIT	01/01/2025	31/12/2027
Coastbusters FINESSE	01/03/2025	28/02/2029
EDITO INFRA 2	01/03/2025	31/08/2028
CS-MACH 1	01/06/2025	30/11/2027
EMBRC	01/01/2025	31/12/2026
Schmidt foundation year 2/5	01/01/2025	31/12/2025
TASC-RestoreMed	01/09/2025	31/08/2029
BlueActionBanos	01/09/2025	31/08/2029
Aquaspect	01/09/2025	31/01/2026
Emodnet Biology Phase 5.2	10/05/2025	09/05/2027
OMES 2	01/01/2025	31/12/2029
DISSCO 2	01/01/2025	31/12/2025
Emodnet Chemistry Phase 5.2	03/10/2025	30/06/2029
Scheldemonitor fase VII- vast gedeelte	01/01/2025	31/12/2028
Scheldemonitor fase VII- variabel gedeelte	01/01/2025	31/12/2028
ICOS/VLIZ OTC	01/01/2025	31/12/2025
RRF eDNA 2025	01/01/2025	15/06/2026
DKBUZA NBS Chili	05/12/2025	31/05/2027
DKBUZA Nordic	05/12/2025	31/05/2027
soundtoolbox (ecowende)	01/09/2025	31/08/2029
rococo	15/12/2025	30/04/2030

In 2024: 30 initiated research projects with external financing.

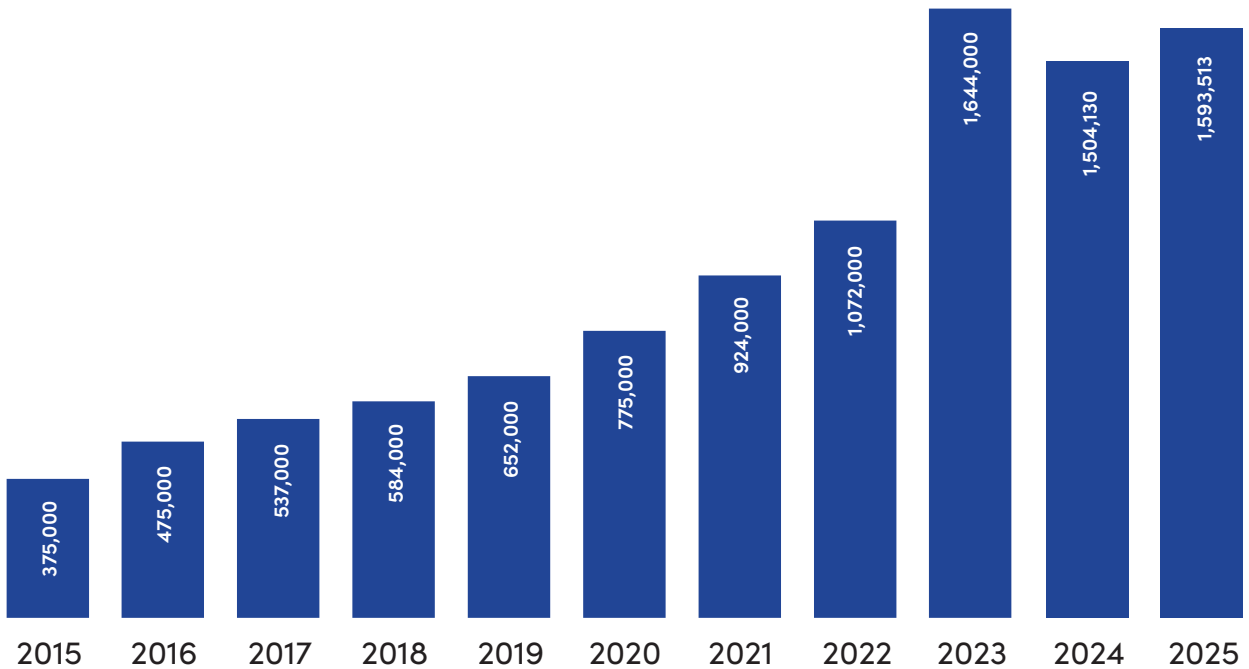
Turnover VLIZ (in euros)

19,610,837



Social liability (in euros)

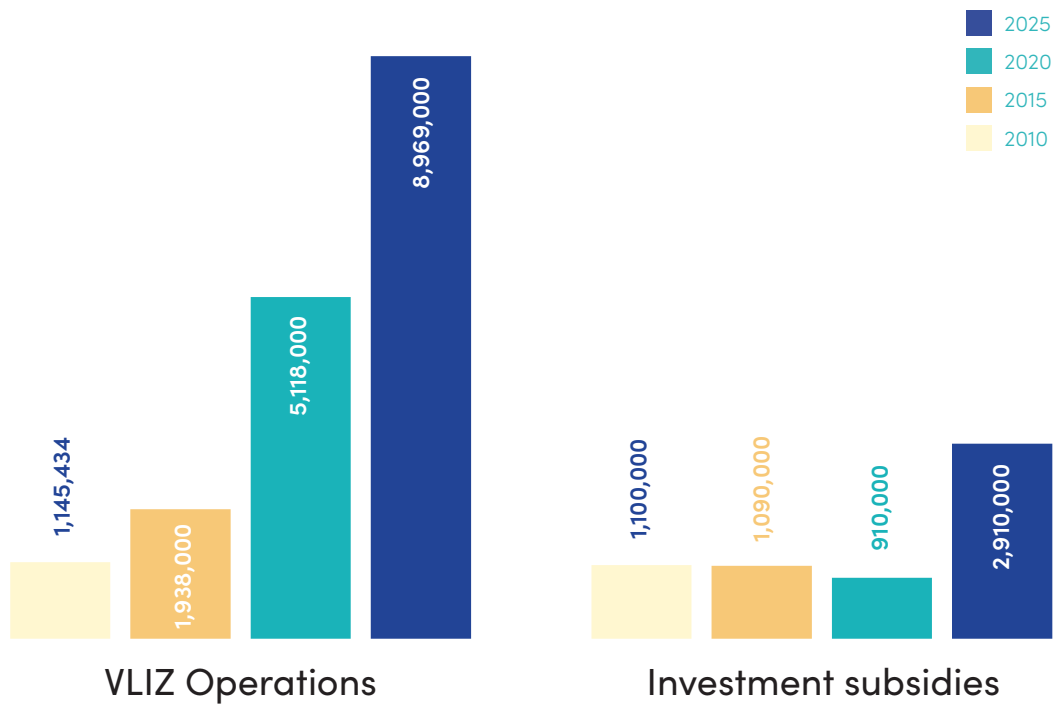
1,593,513



Overview of grants

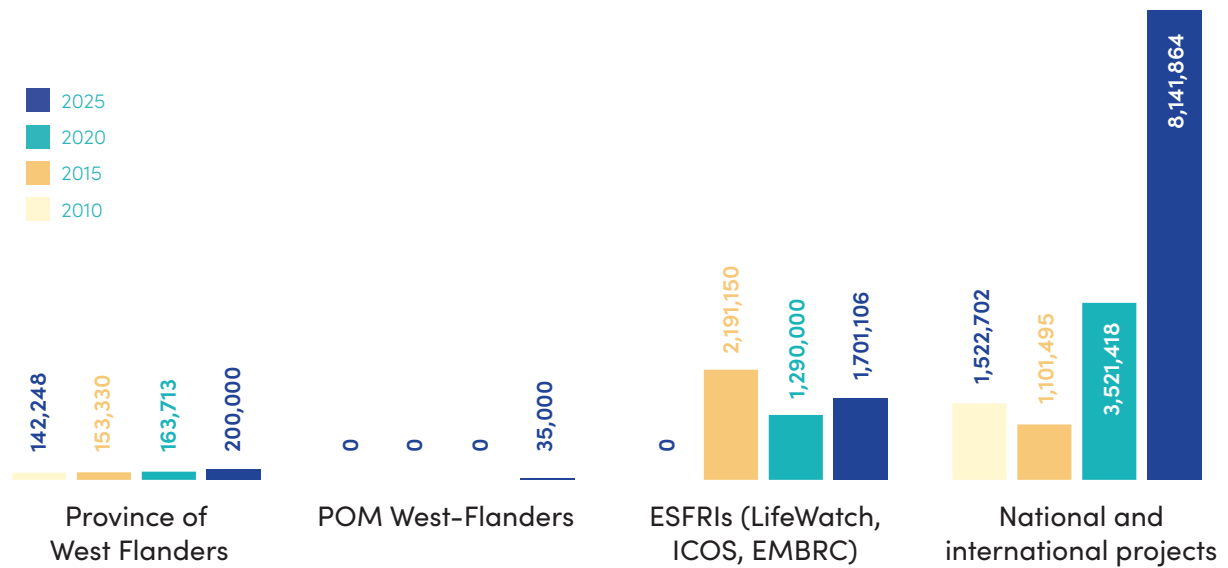
Flemish grants (in euros)

11,879,000



External financing (in euros)

10,077,970



The external financing constitutes 84.8% of the Flemish grants (in 2024: 93.3%)

Visits with an international character

48

Meetings and events with an international character held in Ostend, with a total of 1,386 participants. (in 2024: 49 visits with 1,391 participants)

Participants in organised events

5,366

Participation in events (co)organised by VLIZ
In 2024: 7,039 participants in events (with a.o. 2,000 on ZEEKERWETEN).

Information questions

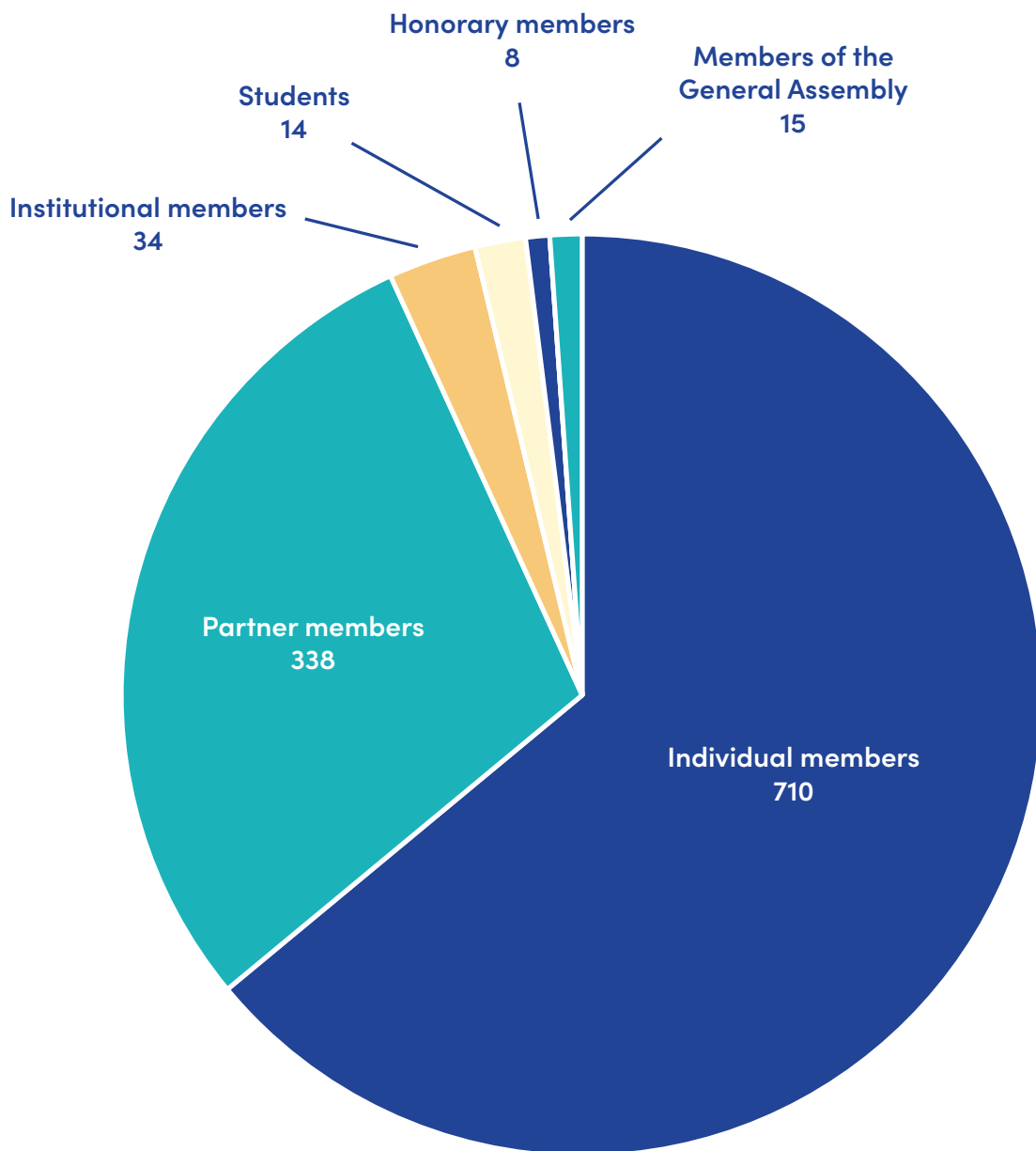
188

Questions

Total number of informational questions answered by all VLIZ departments.
(in 2024: 300)

VLIZ-members

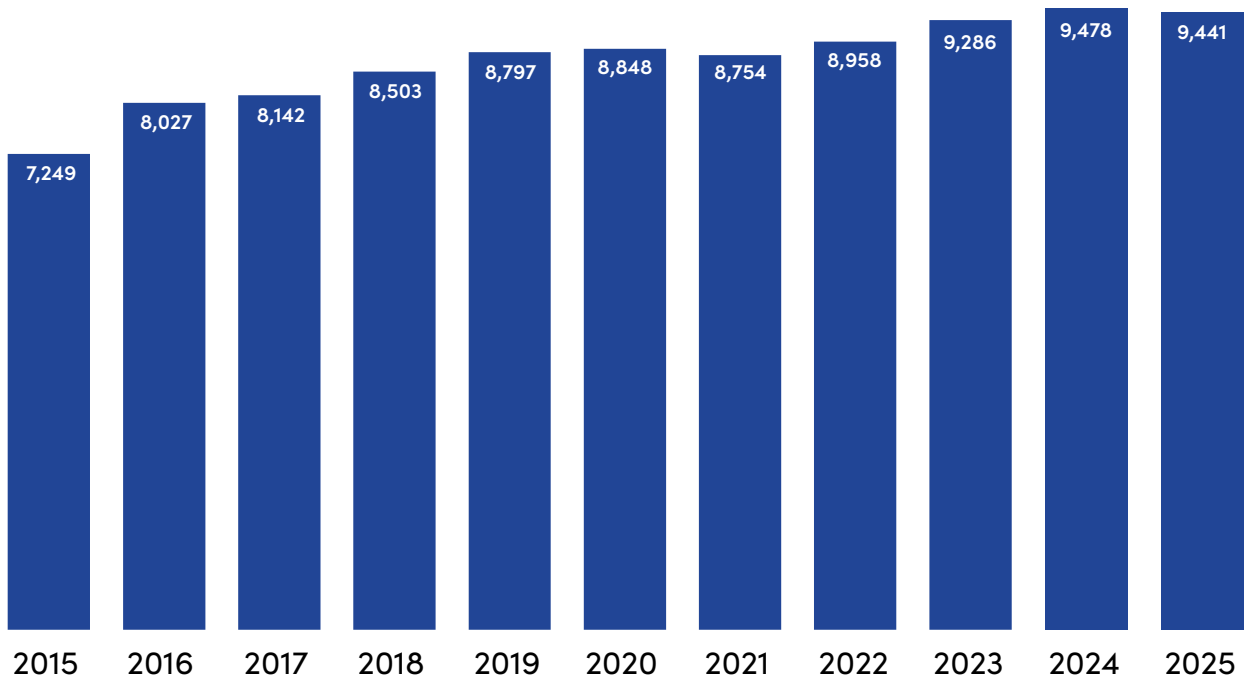
1,119



Subscribers De Grote Rede

9,441

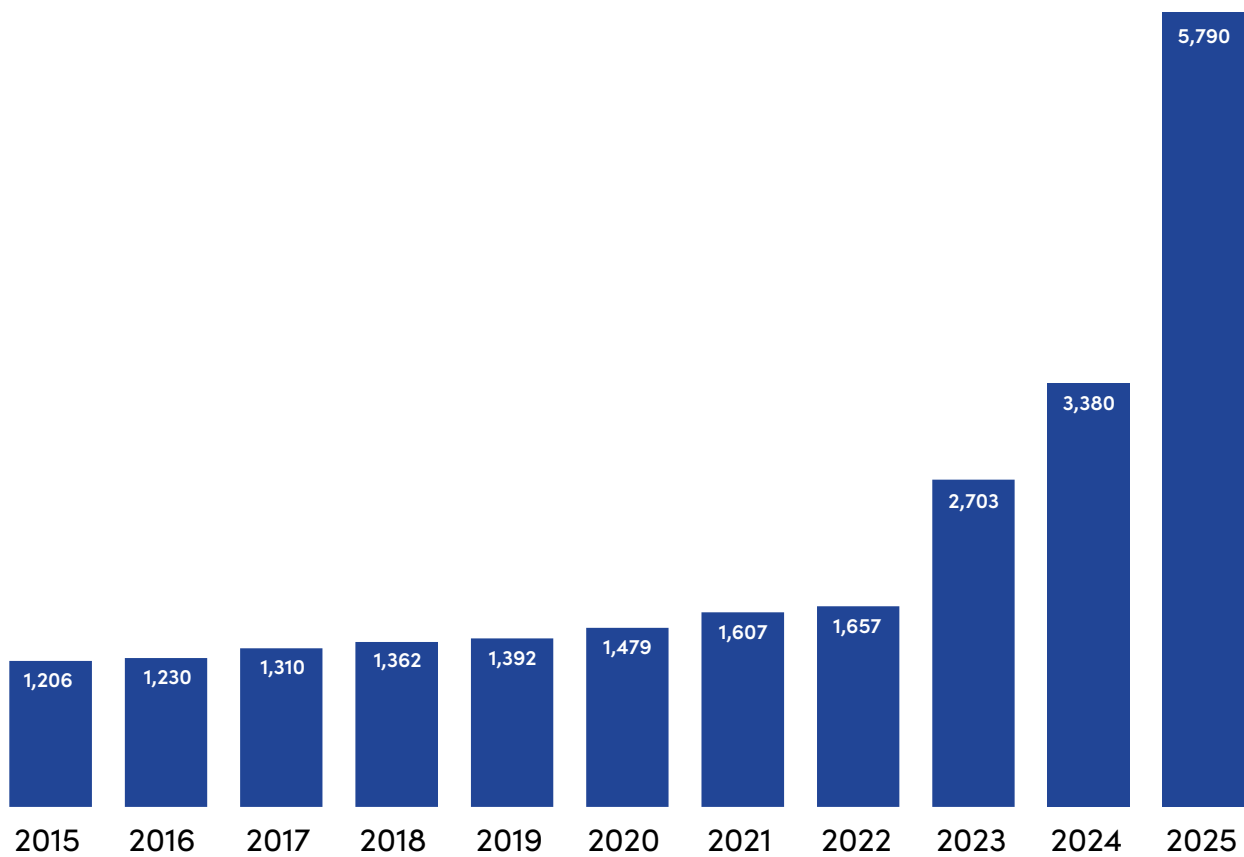
Number of subscribers since 1999 of which 8,488 subscribers receive the paper version and 953 subscribers receive the digital version.



Subscribers Testerep magazine


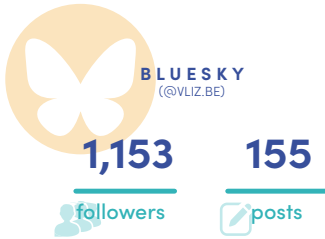
5,790

Number of monthly subscribers to Testerep magazine.*



* Since September 2020 'Testerep magazine' replaced the VLIZINE newsletter.

Sociale media reach



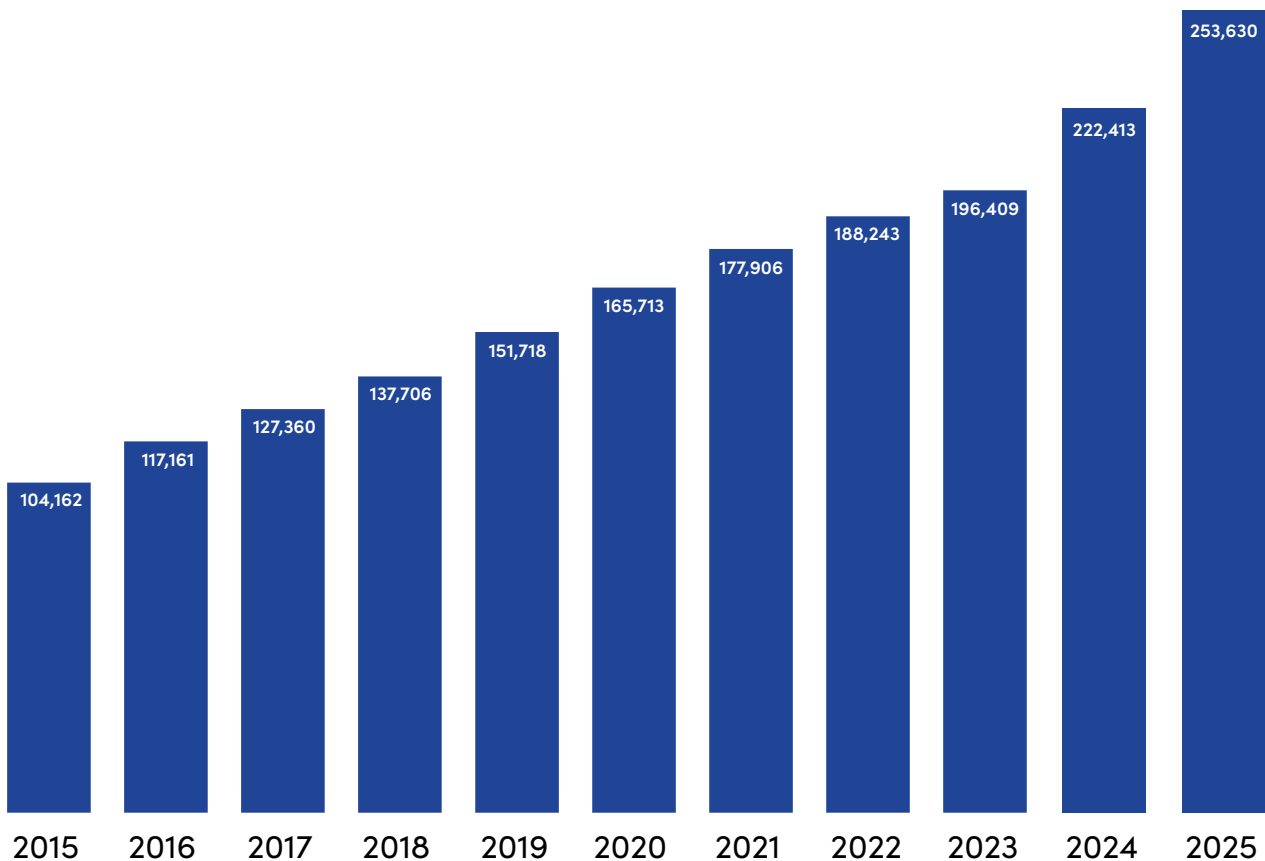
Library collection growth

253,630



Publications

Total number of publications in the library (paper or digital), i.e., the cumulative growth of the paper and digital collection. In 2025, the collection expanded by 31,217 new publications of which 99% were digital and 1% on paper.




VLIZ-publications

218 

Publications

with at least one author affiliated
with VLIZ or for which VLIZ is the
publisher.
In 2024: 219

Number of literature requests



1,368
literature requests

In 2024: 1,795

84% 
delivered within one
business day

In 2024: 85%

Use MSO



137

Calendar days per year

In which externals use the MSO for scientific or educational purposes.
In 2024: 136

Number of scientific projects using the Simon Stevin

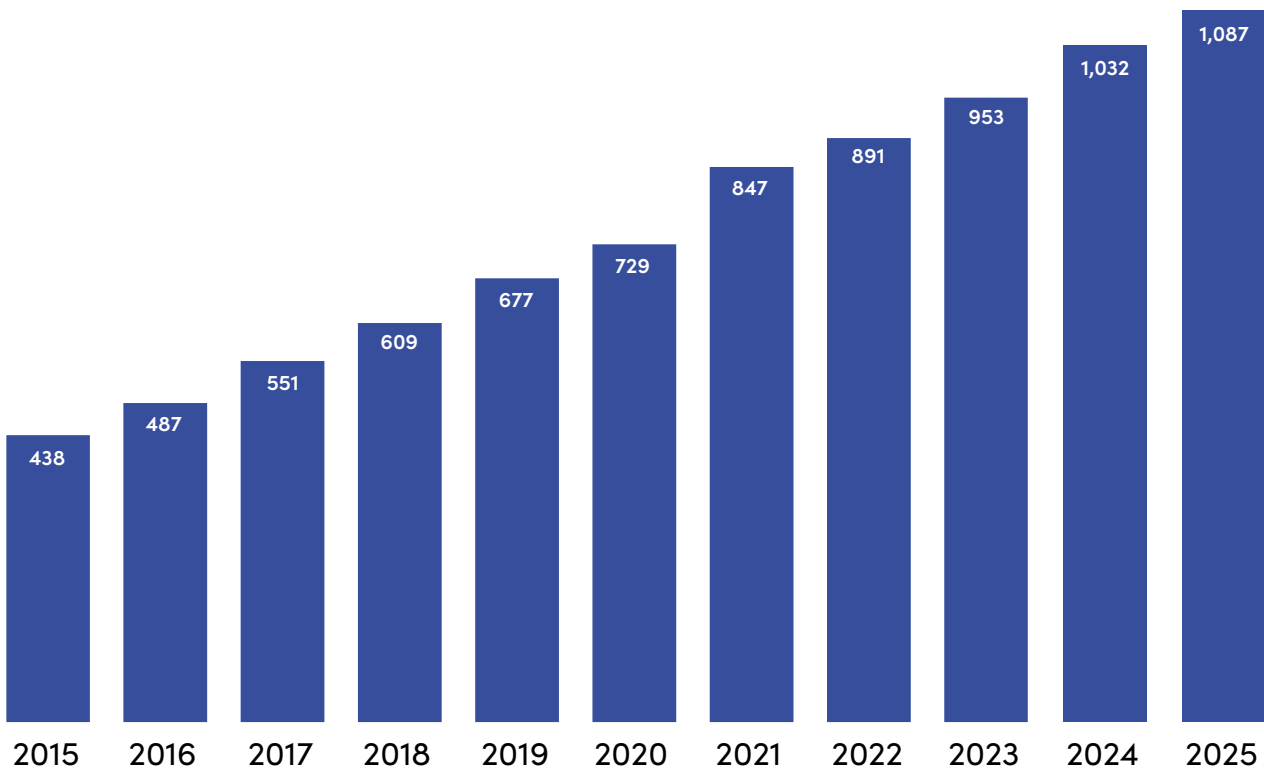


Publications about VLIZ research facilities

1,087

Publications in 2025

Publications referring to VLIZ equipment, such as the Simon Stevin, RV Zeeleeuw, or robotics.
These figures are cumulative.



Downloads

1,791,395

Total downloads

From the Open Marine Archive (OMA)

In 2024: 1,122,097; 2023: 853,308; 2022: 859,661; 2021: 1,329,655; 2020: 1,267,100; 2019: 884,540; 2018: 705,418; 2017: 794,376; 2016: 970,932; 2015: 510,018

3,763,742

Total number of Open Access titles

Downloaded from the library collection
In 2024: 1,897,693

47,970

Unique titles downloaded

From the Open Marine Archive in 2024
In 2024: 45,743

84,446

Unique Open Access titles

Downloaded from the library collection
In 2024: 79,280

51,559,658

Number of data downloads since 2006

In 2025 the number of data downloads was 10,409,032.

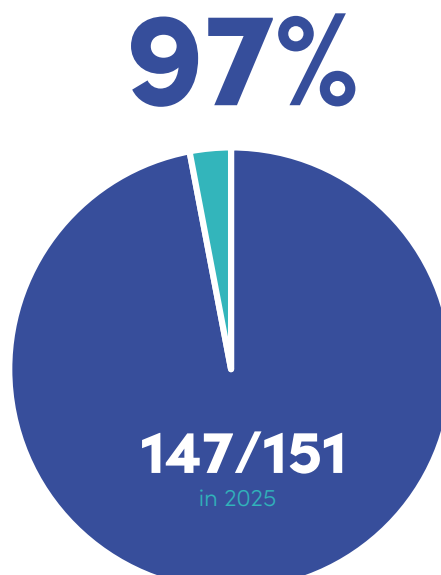
In 2024: 11,657,712; 2023: 12,239,335; 2022: 4,531,881; 2021: 12,703,168; 2020: 10,054,281; 2019: 7,618,172; 2018: 5,755,508; 2017: 4,494,966; 2016: 3,220,042; 2015: 2,056,651

	2015	2016	2017	2018	2019	2020	2021	2022	2023	2024	2025
Meetnet	262	230	220	73	43	40	24	n/a	n/a	n/a	n/a
Vlaamse Banken											
Spuikom	4,414	3,979	5,336	5,014	1,676	1,011	1,267	1,650	1,159	1,124	1,029
IOC Sealevel monitoring facility	1,052,948	1,145,428	1,248,812	1,237,284	1,839,158	2,222,396	2,642,936	4,467,244	12,159,042	11,578,106	10,266,910
Marine Regions	9,628	12,743	16,633	19,715	20,706	24,100	21,704	25,869	34,884	36,903	42,692
WoRMS	53	118	129	106	230	222	227	309	386	260	411
EMODnet	797	776	831	1,052	644	1,309	1,002	1,181	n/a	n/a	n/a
Schelde Monitor	140	159	87	174	165	603	208	226	196	n/a	n/a
MIDAS	n/a	n/a	54,533	39,580	10,709	81,606	8,519	35,375	43,668	32,958	97,990
Total	1,068,242	1,163,433	1,326,581	1,302,998	1,873,331	2,331,287	2,675,887	4,531,881	12,239,335	11,657,712	10,409,032

Registered users VLIZ databases




People with an ORCID ID



KPI FOSB: The proportion of persons with an ORCID ID in the following population:
The total in FRIS registered researchers ever involved in a research project (in whole or in part) and financed with Flemish public funds and affiliated with a Flemish research institution at certain reference date in the year of measurement.

New projects with a DMP



New projects with a DMP

KPI FOSB: The number of projects for which an initial Data Management Plan (DMP) is available from newly started research projects (fully or partially) financed with Flemish public funds. (Until 2022 the funding sources are limited to BOF/IOF, FWO and VLAIO, from 2023 the KPI applies to all Flemish research funders)

Data-analysis and training workshops organised



Data analysis and training workshops organised by the VLIZ Marine Data Center

In 2024, there were 21 data-analysis and training workshops organised.

Participation in consultation moments, consultation forums and organized events related to the Blue Economy and/ or marine policy



Participations

in consultation moments, consultation forums and organized
events related to the Blue Economy and/or marine policy.
(in 2024: 66)

Opinions that contribute to the scientific underpinnings of marine and/or Blue Economy policies



That contribute to the scientific underpinnings of marine and/or Blue Economy policies. (in 2024: 17)

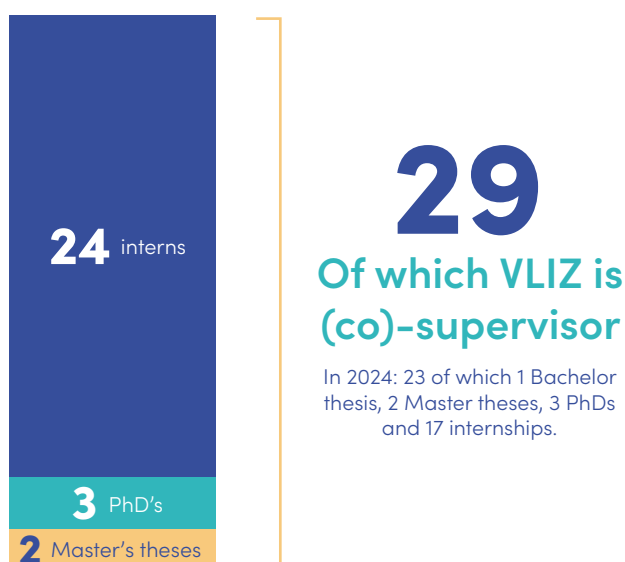
Data provided

646
(35 in 2025 alone)

Number of data requests

through data@vliz.be
since 1999 (in 2024: 45)

Bachelor and master theses, PhDs and internships



Sailing days with international participation

24

Vessel days conducted in foreign waters and/or with the participation of international research groups

in 2024: 23