

STATISTIQUE

DES

PÊCHES MARITIMES

ANNÉE 1923

RÉPUBLIQUE FRANÇAISE

MINISTÈRE DES TRAVAUX PUBLICS

SOUS-SECRETARIAT D'ÉTAT
DES PORTS, DE LA MARINE MARCHANDE ET DES PÊCHES

SERVICE DES PÊCHES MARITIMES. — BUREAU DES QUESTIONS ÉCONOMIQUES
CONCERNANT LES PÊCHES MARITIMES ET ENCOURAGEMENTS AUX PÊCHES

STATISTIQUE

DES

PÊCHES MARITIMES

ANNÉE 1923



PARIS

IMPRIMERIE NATIONALE

1925

STATISTIQUE
DES
PÊCHES MARITIMES

ANNÉE 1923.

I

RENSEIGNEMENTS GÉNÉRAUX.

RAPPORT
AU SOUS-SECRÉTAIRE D'ÉTAT
CHARGÉ DES PORTS, DE LA MARINE MARCHANDE
ET DES PÊCHES.

J'ai l'honneur de remettre au Sous-Secrétaire d'État les statistiques des pêches maritimes, de la mytiliculture et de l'ostréiculture pour l'année 1923.

Ces statistiques comportent les remarques suivantes :

1° *Matériel.*

En 1922 le nombre des navires de pêche armés était de 22,149 : il est en 1923 de 22,396.

Comme les années précédentes, l'augmentation porte principalement sur les bateaux à propulsion mécanique dont le nombre passe de 968 à 1162. Le nombre des bateaux à vapeur passe de 476 à 494.

Le tableau ci-dessous fait connaître l'état des bateaux de pêche armés de 1914 à 1923 :

ANNÉES.	NOMBRE DES BATEAUX.			TONNAGE DES BATEAUX.			VALEUR DES BATEAUX.		
	Vapeurs.	Bateaux à propulsion mécanique.	Voiliers.	Vapeurs.	Bateaux à propulsion mécanique.	Voiliers.	VAPEURS.	BATEAUX à propulsion mécanique.	VOILIERS.
1914	347	375	25,946	66,604	1,865	201,130	33,999,832	2,164,250	45,298,102
1915	148	267	pontés 2,493 non pontés 12,412	16,160	844	pontés 59,373 non pontés 36,366	10,656,400	841,350	pontés 16,795,530 non pontés 6,362,184
1916	84	260	pontés 2,462 non pontés 11,951	5,166	1,036	pontés 70,939 non pontés 36,023	4,837,000	946,466	pontés 19,991,051 non pontés 6,478,673
1917	85	331	pontés 2,240 non pontés 12,267	4,491	1,486	pontés 51,702 non pontés 37,656	4,722,000	1,166,400	pontés 26,937,290 non pontés 7,078,219
1918	94	423	pontés 2,496 non pontés 12,570	7,755	1,830	pontés 55,434 non pontés 38,289	7,073,000	2,207,450	pontés 29,183,851 non pontés 8,190,683
1919	334	570	pontés 3,032 non pontés 14,973	48,341	2,964	pontés 75,005 non pontés 45,917	61,084,000	4,639,850	pontés 47,336,350 non pontés 14,355,242
1920	379	689	pontés 3,102 non pontés 16,480	57,407	3,567	pontés 76,611 non pontés 50,961	82,098,000	5,691,675	pontés 55,775,455 non pontés 18,658,822
1921	436	819	pontés 3,150 non pontés 17,035	75,183	4,589	pontés 92,171 non pontés 50,092	116,334,500	8,466,480	pontés 88,720,680 non pontés 23,259,770
1922	476	968	pontés 3,346 non pontés 17,359	84,772	4,925	pontés 97,516 non pontés 52,204	125,313,000	9,926,400	pontés 78,065,346 non pontés 28,141,999
1923	494	1,162	pontés 3,521 non pontés 17,219	87,149	6,736	pontés 97,857 non pontés 49,545	138,888,500	12,874,730	pontés 77,783,564 non pontés 29,495,583

2° Personnel.

Le nombre total des pêcheurs s'élève en 1923 à 121,223. 84,523 se livrent à la pêche en bateau et 36,700 à la pêche à pied dont 14,416 femmes et 6,467 enfants.

En 1922, le nombre des personnes employées à la pêche était de 116,684. 83,414 pratiquaient la pêche en bateau et 33,270 dont 12,921 femmes et 5,172 enfants se livraient à la pêche à pied.

Ces chiffres font ressortir une augmentation de 4,539 unités (1,109 pour la pêche en bateau ; 3,430 pour la pêche à pied).

3° Production.

La valeur globale des produits de pêche s'élève en 1923 à 630,762,600 francs alors qu'elle était de 565,741,000 francs en 1922.

La production exprimée en kilogrammes est de 241,893,400 kilogrammes contre 213,058,400 kilogrammes en 1922.

La valeur et la production sont donc en 1923 en progression sur l'année précédente.

Dans les ports de la mer du Nord, le rendement économique est supérieur au rendement commercial. La situation est inverse dans les ports de l'Océan.

En Méditerranée, où les années précédentes, le rendement commercial et le rendement économique s'équilibraient, on constate cette année, la supériorité du rendement commercial; cela tient, en grande partie, aux importants débarquements de morues qui ont eu lieu à Port-de-Bouc.

Ostréiculture et Mytiliculture.

Alors que, pendant la saison 1921-1922, l'ostréiculture avait produit un total de près de 648 millions d'huîtres, elle n'a produit pendant la saison 1922-1923 que 563,555,700 unités. Cette diminution porte sur l'huître plate dont la production se raréfie. L'huître portugaise accuse, au contraire, une augmentation de 20 millions d'unités sur 1921-1922.

La mytiliculture a produit 121,902 hectolitres contre 221,627 hectolitret en 1922.

J'ai l'honneur de proposer au Sous-Secrétaire d'État de faire tirer à 350 exemplaires la présente statistique qui sera répartie entre les Admi-

nistrateurs de l'Inscription maritime et les personnalités et groupements qu'elle est susceptible d'intéresser.

La dépense d'impression serait imputée sur les fonds du chapitre 5 de l'exercice courant.

Le Directeur du Service des Pêches maritimes,

Signé : LECOURBE.

APPROUVÉ :

Paris, le 16 avril 1925.

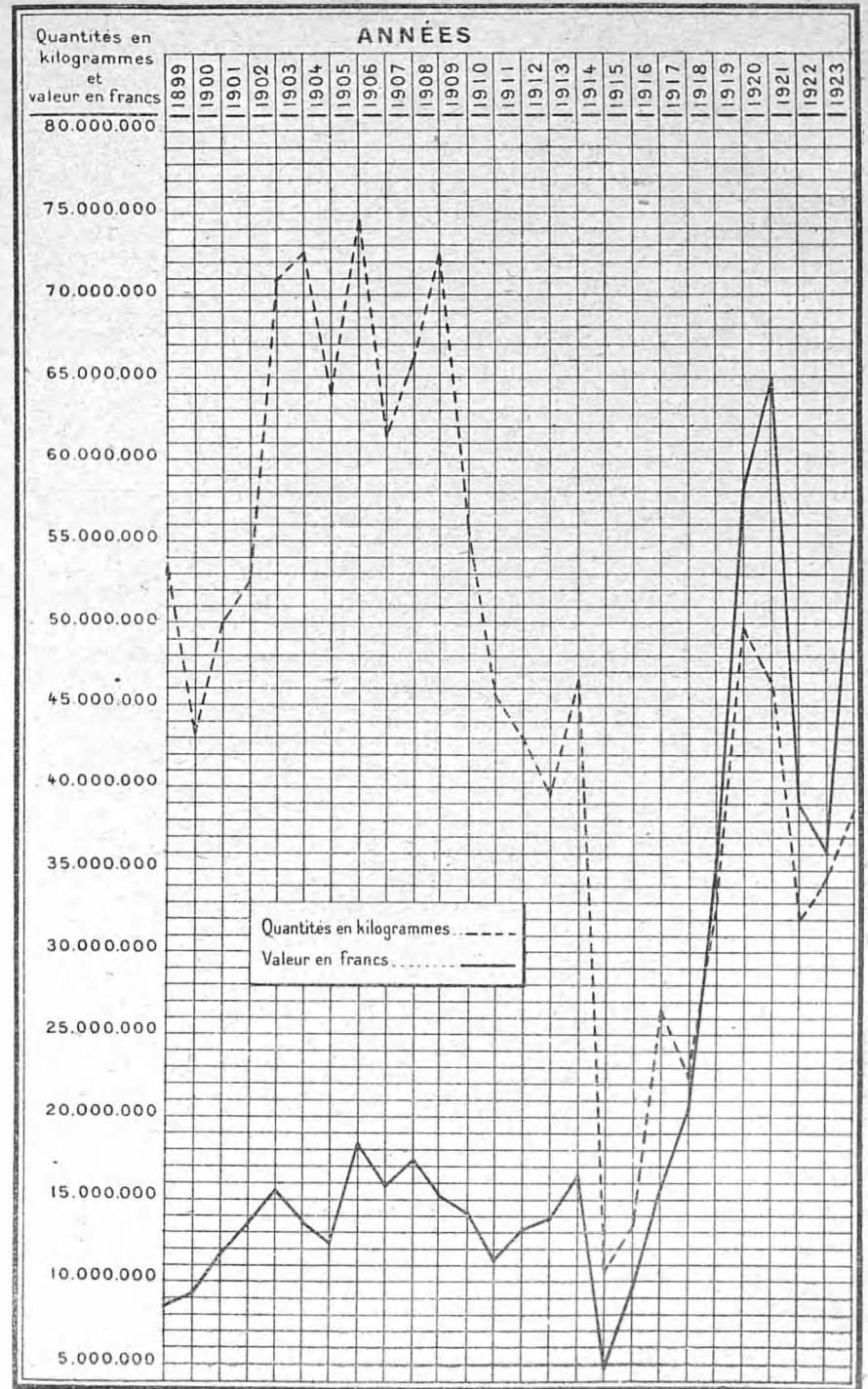
Le Sous-Secrétaire d'État,

Signé : Léon MEYER.

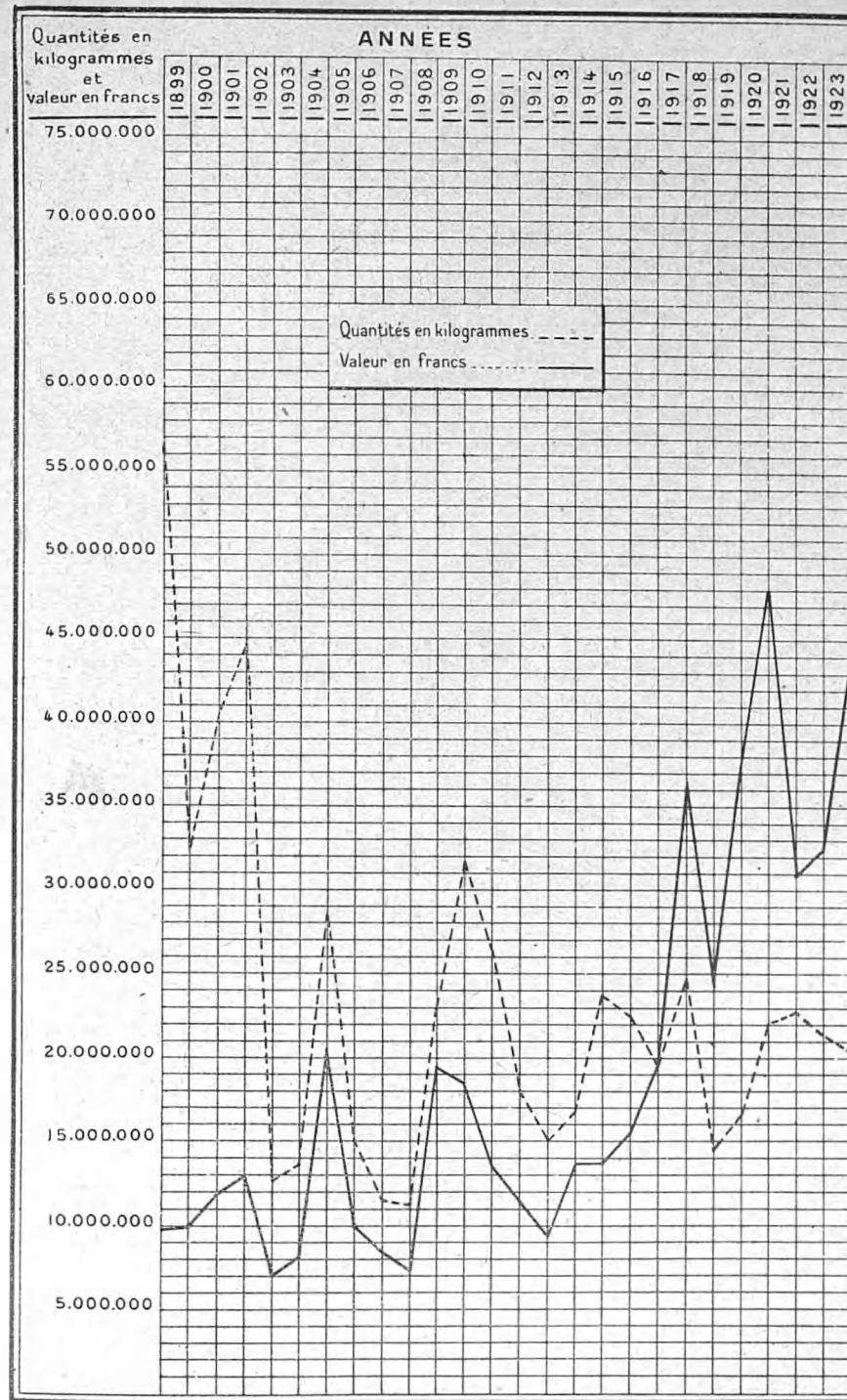
TABLEAUX ANNEXES.

- 1° — Graphique de la pêche de la *morue* de 1899 à 1923;
- 2° — Graphique de la pêche du *hareng* de 1899 à 1923;
- 3° — Graphique de la pêche de la *sardine* de 1899 à 1923;
- 4° — Graphique pour l'*Ostréiculture*. — Rendement en nombre et en valeur de 1899 à 1923.

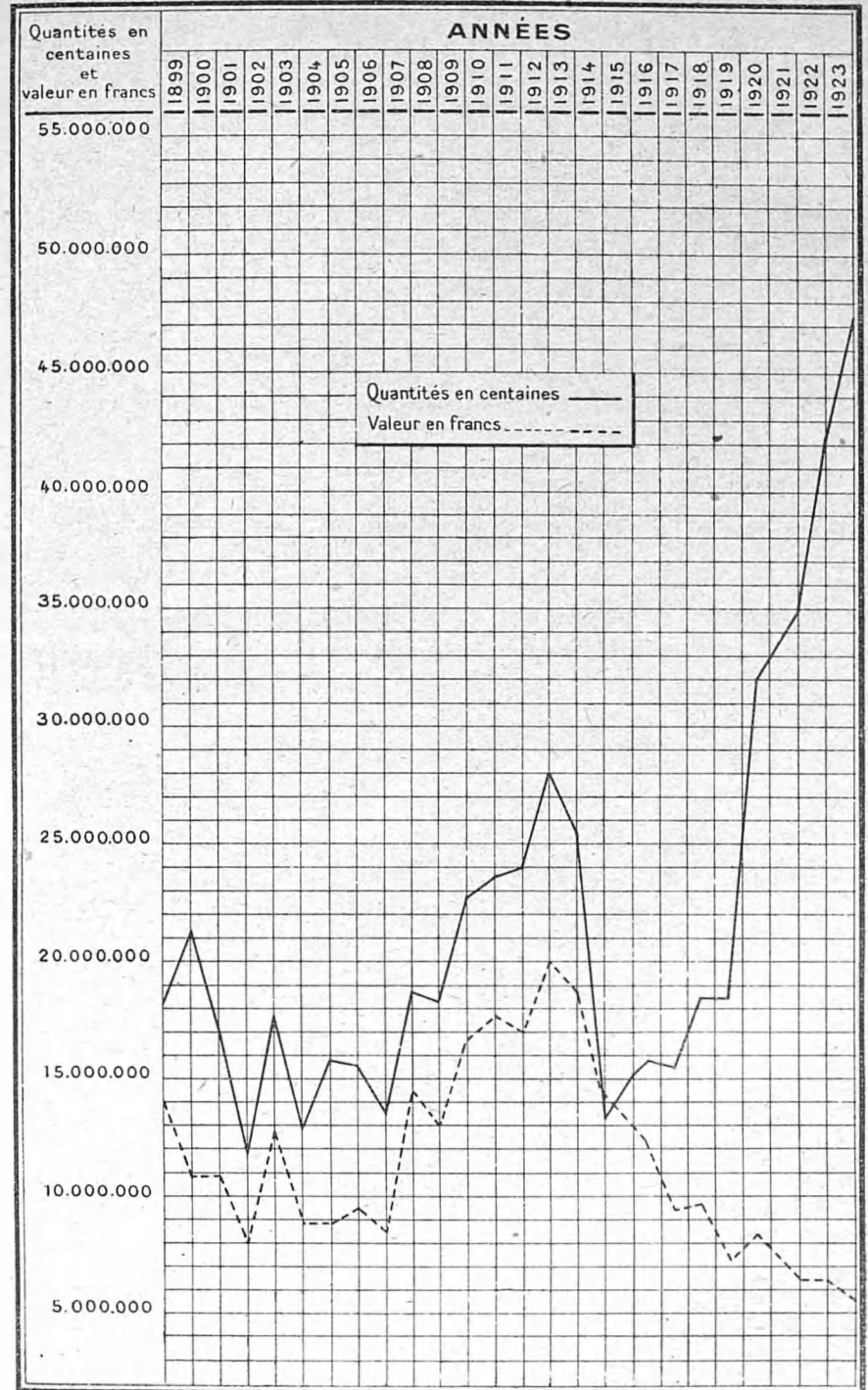
Pêche du HARENG de 1899 à 1923



Pêche de la SARDINE de 1899 à 1923



OSTRÉICULTURE — Rendement en nombre et en valeur de 1899 à 1923



II ET III

TABLEAUX COMPARATIFS

des résultats de la pêche (pêche en bateau et pêche à pied) et de l'ostréiculture (huîtres indigènes et huîtres portugaises) pour les années 1914 à 1923 et Rendement des différentes pêches en 1923.

TABLEAU comparatif des résultats de l'ostréiculture (huîtres indigènes et huîtres portugaises) pour les années 1914 à 1923.

ANNÉES.	HUÎTRES INDIGÈNES.		HUÎTRES PORTUGAISES.		TOTAL.	
	QUANTITÉS. (Nombre.)	VALEUR. (Francs.)	QUANTITÉS. (Nombre.)	VALEUR. (Francs.)	QUANTITÉS. (Nombre.)	VALEUR. (Francs.)
1914.....	739,655,769	8,803,756	602,607,200	3,441,656	1,342,272,969	13,305,412
1915.....	616,681,500	9,305,212	663,767,400	6,035,815	1,312,448,900	15,311,927
30 juin 1915-16.....	553,463,800	9,431,877	661,239,700	6,301,290	1,214,703,500	15,933,176
1916-1917.....	395,753,700	9,122,115	589,309,200	6,131,558	925,062,900	15,253,673
1917-1918.....	414,056,400	11,159,369	546,173,000	7,212,615	960,229,400	18,401,384
1918-1919.....	348,202,200	11,338,950	359,086,200	7,062,060	707,288,400	18,401,910
1919-1920.....	463,309,900	19,509,215	378,343,500	12,663,035	841,673,400	33,232,220
1920-1921.....	216,713,400	19,213,757	401,021,400	16,013,153	617,734,800	35,256,910
1921-1922.....	208,106,500	23,859,880	439,630,000	18,387,376	647,736,500	42,217,265
1922-1923.....	97,867,700	22,133,393	465,688,000	25,222,639	563,555,700	17,906,032

III. — RENDEMENT DES DIFFÉRENTES PÊCHES EN 1923.
(Quantités pêchées et produit brut des ventes.)

DÉSIGNATION DES PRODUITS.	UNITÉS de QUANTITÉ.	PÊCHE EN BATEAU.		PÊCHE À PIED.		
		QUANTITÉS.	VALEUR. francs.	QUANTITÉS.	VALEURS. francs.	
Islande... {	Morue.....	Kilogr.	2,807,311	5,238,492	"	"
	Rogue.....	Idem.	55,033	56,050	"	"
	Huile.....	Litre.	18,545	23,288	"	"
Pérol et Dugger Bank. {	Morue.....	Kilogr.	20,864	41,728	"	"
	Rogue.....	Idem.	2,500	2,500	"	"
	Huile.....	Litre.	"	"	"	"
Terre- Neuve. {	Morue.....	Kilogr.	52,598,160	96,989,946	"	"
	Rogue.....	Idem.	6,360	7,192	"	"
	Huile.....	Litre.	69,347	247,185	"	"
Poissons divers de la côte occidentale d'Afrique.....	Kilogr.	215,000	457,000	"	"	
Cabillands.....	Idem.	874,670	2,401,846	"	"	
Merlus ou Colins.....	Idem.	20,154,988	57,060,938	"	"	
Turbots.....	Idem.	757,870	6,006,938	"	"	
Barbons.....	Idem.	382,160	2,684,940	"	"	
Carrelets ou Plies.....	Idem.	3,220,759	10,394,079	"	"	
Soles.....	Idem.	2,181,412	23,726,208	"	"	
Congres.....	Idem.	1,260,290	3,668,608	"	"	
Roies.....	Idem.	13,059,736	25,214,657	"	"	
Mulets et Bars.....	Idem.	875,082	5,747,314	"	"	
Harengs... {	salés.....	Idem.	10,501,456	11,354,334	"	"
	frais.....	Idem.	28,137,092	43,851,025	92,350	143,135
	Maque- reaux {	salés.....	Idem.	697,305	1,410,476	"
Merlans.....	Idem.	14,476,985	33,079,586	198,045	343,110	
Sardines.....	Idem.	8,317,311	24,331,313	"	"	
Sprats.....	Idem.	20,291,320	43,736,734	30,000	30,000	
Anchois.....	Idem.	1,539,817	657,693	"	"	
Thons... {	blancs ou germons.....	Idem.	1,493,824	2,710,176	"	"
	francs ou thons rouges... {	Idem.	3,285,534	14,771,788	"	"
Poissons divers.....	Idem.	595,350	3,152,808	"	"	
Crevettes... {	Idem.	40,885,022	96,125,465	814,782	2,083,227	
Homards et langoustes.....	Idem.	1,030,612	3,599,022	240,001	1,148,348	
Homards.....	Idem.	171,707	1,839,238	53,157	428,414	
Langoustes.....	Idem.	"	"	20,754	186,257	
Langoustes de Mauritanie dites lan- goustes vertes.....	Idem.	1,023,493	8,090,265	"	"	
Crabes pouparts ou tourteaux.....	Idem.	1,358,648	16,317,977	"	"	
Crustacés divers.....	Idem.	327,932	2,452,554	"	"	
Huîtres portugaises.....	Idem.	2,057,740	1,915,710	231,297	437,674	
Moules.....	Mille.	2,258,147	3,460,198	1,137	166,275	
Coquilles de Saint-Jacques.....	Idem.	4,180	845,561	96,138	1,856,869	
Pétoncles.....	Hectolitre.	9,281	108,500	14,400	5,600	
Mollusques divers.....	Idem.	36,566	647,618	"	"	
Oursins.....	Idem.	13,904	577,182	"	"	
	Idem.	46,358	1,001,340	194,374	3,740,958	
	Idem.	3,045,847	1,711,494	"	"	
	Idem.	13,904	577,182	"	"	
	Idem.	46,358	1,001,340	194,374	3,740,958	
	Idem.	3,170,177	250,993	91,300	3,905	

III. — RENDEMENT DES DIFFÉRENTES PÊCHES EN 1923. (Suite.)
(Quantités pêchées et produit brut des ventes.)

DÉSIGNATION DES PRODUITS.	UNITÉS de QUANTITÉ.	PÊCHE EN BATEAU.		PÊCHE À PIED.	
		QUANTITÉS.	VALEUR.	QUANTITÉS.	VALEURS.
			francs.		francs.
Violets.....	Nombre.	3,757,964	464,689	"	"
Oiseaux de mer.....	Idem.	10,355	49,465	4,080	18,140
Vers pour appâts.....	Kilogr.	6,905	64,665	267,543	629,834
Corail.....	Idem.	2,663	166,230	"	"
Lichen.....	Idem.	80,640	41,322	118,650	161,800
Varech.....	M. cube.	138,724	1,065,137	"	"
Goémon de soude.....	Idem.	281,729	4,119,020	710,437	5,120,510
Pailleule.....	Idem.	10,693	95,090	"	"
Sables coquilliers et amendements marins.....	Idem.	105,808	1,147,686	216,167	1,267,044
VALEUR TOTALE des produits de la pêche en mer.....			565,181,353		24,576,360
Saumons.....	Kilogr.	70,148	1,385,265	6,277	114,337
Esturgeons.....	Idem.	30,955	164,840	"	"
Aloses.....	Idem.	282,918	1,019,643	"	"
Anguilles.....	Idem.	1,082,600	2,606,373	"	"
Mulets et bars.....	Idem.	724,917	4,499,174	"	"
Éperlans.....	Idem.	35,545	133,688	"	"
Poissons divers.....	Idem.	1,236,243	4,750,150	"	"
Huîtres... { plates.....	Mille.	181	30,960	"	"
{ portugaises.....	Idem.	78,198	882,880	"	"
Crustacés divers.....	Kilogr.	93,630	114,365	"	"
Mollusques divers.....	Hectolitre.	12,049	548,756	"	"
VALEUR TOTALE des produits de la pêche en étang et en rivière.....			16,736,064		114,337
VALEUR TOTALE des produits de la pêche en bateau.....			581,917,417		24,690,697

Rendement des réservoirs à poissons et à crustacés, dépôts de coquillages (Ostréiculture, Mytiliculture).

NATURE DES ÉTABLISSEMENTS.	UNITÉS de QUANTITÉ.	SORTIES.	
		QUANTITÉS.	VALEUR.
			francs.
Réservoirs... { à poissons.....	Kilogr.	139,247	1,012,762
{ à crustacés.....	Idem.	2,142,425	17,570,924
Dépôts..... { de coquillages.....	Hectolitre.	5,101	297,495
{ de moules (bouchots).....	Idem.	121,902	5,273,325
Parcs à huîtres... { Huîtres indigènes.....	Mille.	97,867,7	22,133,393
{ Huîtres portugaises.....	Idem.	465,688	25,232,639
TOTAUX.....			71,520,538

IV

TABLEAUX D'ENSEMBLE
DE L'ARMEMENT (MATÉRIEL ET PERSONNEL)
ET DU RENDEMENT DE LA PÊCHE.

- I. PÊCHE EN BATEAU. — Importance des entreprises de pêche (nombre de bateaux, tonnage et valeur). — Valeur des engins. — Rendement économique et commercial de la pêche en bateau.
- II. PÊCHE EN BATEAU. — Renseignements sur le tonnage des bateaux de pêche.
- III. PÊCHE EN BATEAU. — Renseignements sur le personnel (importance numérique, professions, âge des marins, industries exercées accessoirement).
- IV. PÊCHE À PIED. — Importance numérique et rendement.

I. PÊCHE EN BATEAU. — Importance des entreprises de pêche.
Rendement économique et rendement

(nombre de bateaux, tonnage et valeur). — Valeur des engins.
commercial de la pêche en bateau.

QUARTIERS.	SYNDICATS ou PORTS.	ENTREPRISES DE PÊCHE.			BATEAUX À VAPEUR.			BATEAUX à PROPULSION MÉCANIQUE.			VOILIERS						TOTAL DES BATEAUX.			VALEUR des ENGINS de pêche. francs.	RENDEMENT ÉCONOMIQUE. Valeur des produits pêchés par les bateaux armés dans le Syndicat. francs.	RENDEMENT COMMERCIAL. Valeur des produits de pêche française débarqués dans le Syndicat. francs.			
		Sociétés ou compagnies d'armement.	Armateurs.	Patrons propriétaires.	Nombre.	Tonnage.	Valeur.	Nombre.	Tonnage.	Valeur.	PONTÉS.			NON PONTÉS.			Nombre.	Tonnage.	Valeur.						
											Nombre.	Tonnage.	Valeur.	Nombre.	Tonnage.	Valeur.							tonn ³ .	francs.	tonn ³ .
I. — RÉGION DE LA MER DU NORD																									
1 ^{re} SECTION. — Du quartier de Dunkerque																									
Dunkerque.....	Dunkerque.....	1	30	"	"	"	5	57	142,500	1	174	300,000	"	"	"	6	22	21,725	127	1,151	2,071,889	135,000	1,869,795	1,869,795	
		"	"	"	"	"	12	85	230,000	27	244	410,788	41	98	145,300	"	"	"	"	"	"	"	"	"	
Gravelines.....	Gravelines.....	1	53	"	4	60	140,000	29	660	100,000	8	960	960,000	"	"	"	"	"	102	2,626	1,742,000	120,000	4,467,546	4,239,487	
		"	"	"	41	"	"	4	60	50,000	35	400	150,000	2	6	2,000	"	"	"	"	"	"	"	"	
Calais.....	Calais.....	"	11	"	5	227	350,000	5	24	70,000	10	60	60,000	"	"	"	"	"	94	614	902,000	300,000	2,117,065	2,406,281	
		"	"	"	74	"	"	17	51	170,000	27	162	162,000	30	90	90,000	"	"	"	"	"	"	"	"	
	Boulogne-sur-Mer.....	20	"	"	63	16,023	22,067,500	1	202	550,000	3	467	220,000	"	"	"	"	"	318	36,404	49,506,000	13,853,000	100,372,808	92,643,393	
		"	"	"	88	17,496	23,866,000	4	106	192,000	48	468	518,500	98	257	292,000	"	"	"	"	"	"	"	"	
		"	"	"	159	1,385	1,800,000	"	"	"	71	1,163	852,000	21	35	25,000	"	"	"	92	1,198	877,000	290,000	1,274,382	1,190,045
	Étaples.....	"	"	"	92	"	"	"	"	"	6	121	121,000	2	2	3,000	"	"	"	"	"	"	"	"	
		"	"	"	"	"	"	"	"	"	34	428	428,000	14	106	106,000	"	"	"	59	694	767,000	470,000	1,186,693	1,168,000
Boulogne-sur-Mer.	Berck-sur-Mer.....	"	5	"	"	"	"	2	31	100,000	6	90	105,000	2	5	6,000	"	"	"	"	"	"	"	"	
		"	"	"	"	"	"	1	6	9,000	34	428	428,000	14	106	106,000	"	"	"	50	489	537,500	150,000	816,137	605,760
	Le Crotoy.....	"	10	"	"	"	"	2	48	150,000	6	90	105,000	2	5	6,000	"	"	"	"	"	"	"	"	
		"	"	"	"	"	"	2	31	60,000	23	255	190,000	15	60	26,500	"	"	"	50	489	537,500	150,000	816,137	605,760
	Saint-Valéry-sur-Somme.	"	52	"	"	"	"	"	"	"	23	255	190,000	15	60	26,500	"	"	"	52	153	41,000	13,000	439,397	439,397
		"	"	"	"	"	"	"	"	"	3	53	20,000	"	"	"	"	"	"	34	400	230,000	110,000	809,355	539,470
	Cayeux-sur-Mer.....	"	31	"	"	"	"	1	10	21,000	21	311	174,000	9	26	15,000	"	"	"	"	"	"	"	"	
		"	"	"	"	"	"	"	"	"	9	128	91,000	1	4	1,000	"	"	"	45	947	756,900	105,000	2,123,719	2,501,330
Dieppe.....	Le Tréport.....	"	13	"	3	432	420,000	"	"	"	27	371	232,000	3	7	4,400	"	"	"	"	"	"	"	"	
		"	"	"	"	"	"	2	5	8,500	8	105	105,000	11	52	52,000	"	"	"	92	5,135	5,135,000	650,000	19,085,299	22,232,329
	Dieppe.....	"	54	"	43	4,616	4,616,000	3	97	97,000	13	184	184,000	14	81	81,000	"	"	"	"	"	"	"	"	
		"	"	"	"	"	"	"	"	"	3	22	24,000	17	19	20,000	"	"	"	23	76	133,000	170,000	316,793	240,640
	Saint-Valéry-en-Caux.....	"	1	"	"	"	"	1	18	30,000	"	"	"	"	"	"	"	"	"	"	"	"	"	"	
		"	"	"	"	"	"	2	17	59,000	"	"	"	"	"	"	"	"	"	11	16	3,850	3,000	36,860	36,860
	Saint-Pierre-en-Port.....	"	10	"	"	"	"	"	"	"	"	"	"	10	15	3,600	"	"	"	"	"	"	"	"	
		"	"	"	"	"	"	"	"	"	19	5,142	2,571,000	"	"	"	"	"	"	"	"	"	"	"	
Fécamp.....	Fécamp.....	13	"	20	3,194	12,000,000	1	106	150,000	8	1,149	574,500	25	160	144,000	"	"	"	131	10,503	17,750,700	6,403,300	38,360,079	23,845,431	
		"	18	"	3	297	1,800,000	2	170	300,000	1	106	53,000	50	168	151,200	"	"	"	"	"	"	"	"	
		"	"	"	"	"	"	2	71	7,000	"	"	"	2	6	2,400	"	"	"	"	"	"	"	"	
	Yport.....	"	5	"	"	"	"	3	24	65,000	"	"	"	12	36	14,400	"	"	"	26	140	218,800	652,000	1,004,575	1,004,575
		"	"	"	"	"	"	9	74	137,000	"	"	"	"	"	"	"	"	"	"	"	"	"	"	
	Étretat.....	"	7	"	"	"	"	2	18	30,000	"	"	"	5	16	3,500	"	"	"	33	109	104,200	120,000	429,343	429,343
		"	"	"	"	"	"	4	23	46,000	"	"	"	22	52	24,700	"	"	"	"	"	"	"	"	
	Le Havre.....	6	"	"	7	1,234	2,500,000	"	"	"	12	144	144,000	4	24	16,000	"	"	"	97	1,713	2,930,200	650,000	4,364,593	2,373,835
		"	41	"	"	"	"	25	73	73,000	13	130	130,000	30	90	49,200	"	"	"	"	"	"	"	"	
		"	"	"	"	"	"	6	15	18,000	"	"	"	32	32	12,800	"	"	"	32	32	12,800	48,000	278,460	278,460
	Duclair.....	"	"	"	"	"	"	"	"	"	"	"	"	52	52	20,800	"	"	"	52	52	20,800	80,000	297,410	297,410
	Rouen.....	"	52	"	"	"	"	"	"	"	"	"	"	"	"	"	"	"	"	"	"	"	"	"	
Totaux de la 1 ^{re} Section.....		41	313	952	249	44,964	69,559,500	147	1,965	2,865,000	491	13,848	9,941,364	583	1,075	1,374,775	1,470	62,452	83,740,639	24,322,300	179,650,609	158,341,841			
		1,306																							

ET DE LA MANCHE.

au quartier de Rouen.

I. PÊCHE EN BATEAU. — Importance des entreprises de pêche
Rendement économique et rendement

QUARTIERS.	SYNDICATS ou PORTS.	ENTREPRISES DE PÊCHE.			BATEAUX À VAPEUR.			BATEAUX à PROPULSION MÉCANIQUE.		
		Sociétés ou compagnies d'armement.	Armateurs.	Patrons propriétaires.	Nombre.	Tonnage.	Valeur.	Nombre.	Tonnage.	Valeur.
RÉGION DE LA MER DU NORD										
2 ^e SECTION. — Du quartier de Honfleur										
Honfleur.....	Quillebeuf.....	"	3	"	"	"	"	"	"	"
	Honfleur.....	"	11	"	"	"	1	7	19,000	"
	Trouville.....	"	31	"	"	"	13	80	207,000	"
Caen.....	"	"	"	"	"	"	3	18	17,000	"
	"	"	"	"	"	"	2	42	186,000	"
	Dives.....	"	5	"	"	"	"	"	"	"
	Caen.....	"	"	19	"	"	"	"	"	"
	Caen.....	"	3	"	"	"	"	"	"	"
	Caen.....	"	"	56	"	"	2	31	70,000	"
	Caen.....	"	2	"	"	"	"	"	"	"
Grandcamp.....	Courseulles.....	"	"	34	"	"	"	"	"	"
	Port-en-Bessin.....	"	1	"	"	"	3	180	450,000	"
	Grandcamp.....	"	15	"	"	"	5	255	750,000	"
	Grandcamp.....	"	"	62	"	"	3	36	180,000	"
Cherbourg.....	Grandcamp.....	"	"	98	"	"	9	167	700,000	"
	La Hougue.....	"	17	"	"	"	2	31	90,000	"
	Barleur.....	"	3	127	"	"	"	"	"	"
	Fermanville.....	"	"	60	"	"	"	"	"	"
	Cherbourg.....	"	"	44	"	"	"	"	"	"
Granville.....	Omonville-la-Rogue.....	"	5	"	5	817	1,450,060	"	"	"
	Granville.....	"	"	94	"	"	9	64	98,875	"
	Granville.....	"	"	96	"	"	6	28	65,000	"
Caucaie.....	Blainville.....	"	"	85	"	"	"	"	"	"
	Regnéville.....	"	"	16	"	"	1	4	15,000	"
	Granville.....	"	1	"	"	"	"	"	"	"
Caucaie.....	Granville.....	"	"	7	"	"	"	"	"	"
	Granville.....	"	"	183	"	"	"	"	"	"
Caucaie.....	Caucaie.....	"	1	"	"	"	"	"	"	"
	Le Vivier.....	"	"	323	"	"	"	"	"	"
Caucaie.....	Le Vivier.....	"	"	17	"	"	"	"	"	"
	Le Vivier.....	"	"	"	"	"	"	"	"	"
Totaux de la 2 ^e Section.....		2	114	1,410	5	817	1,350,000	59	946	2,847,875
			1,526							

(nombre de bateaux, tonnage et valeur). — Valeur des engins.
commercial de la pêche en bateau. (Suite.)

QUARTIERS.	SYNDICATS ou PORTS.	VOILIERS									TOTAL DES BATEAUX.			VALEUR des ENGINS de pêche. francs.	RENDEMENT ÉCONOMIQUE. — Valeur des produits pêchés par les bateaux armés dans le Syndicat. francs.	RENDEMENT COMMERCIAL. — Valeur des produits de pêche français débarqués dans le Syndicat. francs.
		PONTÉS.			NON PONTÉS.			Nombre.	Tonnage.	Valeur.	Nombre.	Tonnage.	Valeur.			
		Nombre.	Tonnage.	Valeur.	Nombre.	Tonnage.	Valeur.									
ET DE LA MANCHE. (Suite.)																
au quartier de Saint-Malo.																
Honfleur.....	"	"	"	"	8	31	9,300	"	"	"	32	96	29,300	15,400	239,453	239,453
	"	"	"	"	24	65	20,000	"	"	"	79	501	527,162	115,400	864,207	644,521
	"	"	"	"	4	18	12,000	"	"	"	53	822	915,000	180,000	1,398,323	1,201,310
Caen.....	"	"	"	"	20	80	45,042	"	"	"	"	"	"	"	"	"
	"	"	"	"	7	42	41,000	"	"	"	"	"	"	"	"	"
	"	"	"	"	11	30	26,000	"	"	"	"	"	"	"	"	"
	"	"	"	"	5	14	7,500	"	"	"	24	38	24,000	40,000	103,470	103,470
	"	"	"	"	19	24	16,500	"	"	"	2	3	2,300	250	5,683	5,683
	"	"	"	"	2	3	2,300	"	"	"	3	3	2,300	250	5,683	5,683
	"	"	"	"	3	45	45,000	"	"	"	59	267	250,000	48,500	672,760	649,058
Grandcamp.....	"	"	"	"	9	134	110,000	45	57	25,000	1	2	5,000	38,000	355,809	355,809
	"	"	"	"	1	5	9,000	1	2	5,000	36	85	79,000	38,000	355,809	355,809
	"	"	"	"	34	78	65,000	"	"	"	86	1,206	1,748,000	180,500	3,288,184	3,086,414
	"	"	"	"	3	180	450,000	5	191	140,000	109	1,007	2,202,000	750,000	2,301,821	2,060,280
Cherbourg.....	Port-en-Bessin.....	"	"	"	5	255	750,000	62	167	189,000	"	"	"	"	"	"
	Grandcamp.....	"	"	"	3	36	180,000	5	24	40,000	"	"	"	"	"	"
	Grandcamp.....	"	"	"	9	167	700,000	73	226	376,000	"	"	"	"	"	"
	La Hougue.....	"	"	"	15	123	112,000	"	"	"	144	456	317,770	220,000	2,847,205	2,847,205
	Barleur.....	"	"	"	1	12	9,000	2	9	7,000	72	302	146,000	70,000	651,087	508,566
Granville.....	Fermanville.....	"	"	"	7	90	68,000	62	191	67,000	44	128	40,500	128,000	278,515	278,515
	Cherbourg.....	"	"	"	"	"	"	44	128	40,500	99	1,105	1,592,675	150,000	2,718,326	3,038,843
	Omonville-la-Rogue.....	"	"	"	"	"	"	85	224	43,800	96	305	210,900	275,000	491,438	445,550
Granville.....	Omonville-la-Rogue.....	"	"	"	"	"	"	1	2	900	"	"	"	"	"	"
	Blainville.....	"	"	"	"	"	"	89	275	145,000	85	180	26,000	25,000	354,340	354,340
	Regnéville.....	"	"	"	"	"	"	15	33	23,200	16	37	38,200	15,000	130,990	130,990
Caucaie.....	Granville.....	"	"	"	7	2,120	1,700,000	"	"	"	193	3,123	2,683,000	1,910,000	5,682,915	3,217,705
	Granville.....	"	"	"	1	280	350,000	"	"	"	"	"	"	"	"	"
Caucaie.....	Granville.....	"	"	"	17	240	340,000	168	483	293,000	"	"	"	"	"	"
	Granville.....	"	"	"	"	"	"	"	"	"	"	"	"	"	"	"
Caucaie.....	Caucaie.....	"	"	"	1	210	300,000	"	"	"	324	1,520	964,000	345,250	2,480,567	1,862,764
	Le Vivier.....	"	"	"	85	715	409,000	238	595	255,000	17	23	7,700	10,000	78,705	78,705
Caucaie.....	Le Vivier.....	"	"	"	"	"	"	17	23	7,700	"	"	"	"	"	"
	Le Vivier.....	"	"	"	"	"	"	"	"	"	"	"	"	"	"	"
Totaux de la 2 ^e Section.....		253	6,135	5,601,120	1,253	3,306	1,904,512	1,570	11,204	11,803,507	4,516,300	24,943,698	21,109,181			

I. PÊCHE EN BATEAU. — Importance des entreprises de pêche
Rendement économique et rendement commercial

QUARTIERS.	SYNDICATS ou PORTS.	ENTREPRISES DE PÊCHE.			BATEAUX À VAPEUR.			BATEAUX à PROPULSION MÉCANIQUE.		
		Sociétés ou compagnies d'armement.	Armateurs.	Patrons propriétaires.	Nombre.	Tonnage.	Valeur.	Nombre.	Tonnage.	Valeur.
Saint-Malo	Saint-Malo.....	1	51	"	1	833	1,000,000	"	"	"
	"	"	"	18	"	"	"	"	"	"
	"	"	32	"	"	"	"	"	"	"
	Saint-Servan.....	"	"	40	"	"	"	"	"	"
	Saint-Suliac.....	"	"	109	"	"	"	"	"	"
Dinan	Pleuruit.....	"	"	47	"	"	"	"	"	"
	Dinard.....	"	"	32	"	"	"	1	3	10,000
	"	"	"	"	"	"	"	"	"	"
	Plendihen.....	"	"	35	"	"	"	"	"	"
	Plouër.....	"	"	19	"	"	"	"	"	"
Saint-Brieuc.....	Saint-Jacut-de-la-Mer...	"	"	36	"	"	"	"	"	"
	Dinan.....	"	"	7	"	"	"	"	"	"
	"	"	"	"	"	"	"	"	"	"
	Plévenon.....	"	"	51	"	"	"	"	"	"
	Dahouët (Pléneuf).....	"	"	5	"	"	"	"	"	"
Binic	"	"	"	49	"	"	"	"	"	"
	Saint-Brieuc.....	1	"	"	3	2,100	6,800,000	"	"	"
	"	"	"	24	"	"	"	"	"	"
	Le Légué.....	"	"	7	"	"	"	"	"	"
	"	"	"	27	"	"	"	"	"	"
Paimpol.....	Binic.....	"	"	15	"	"	"	1	5	25,000
	Portrieux.....	"	"	38	"	"	"	1	4	15,000
	"	"	"	"	"	"	"	"	"	"
	Plonha.....	"	"	15	"	"	"	"	"	"
	Plonézec.....	"	"	32	"	"	"	1	2	8,000
Tréguier.....	Paimpol.....	8	"	"	"	"	"	"	"	"
	"	"	16	"	"	"	"	"	"	"
	"	"	164	"	"	"	"	"	"	"
	Pontrieux.....	"	"	6	"	"	"	1	13	50,000
	"	"	"	22	"	"	"	"	"	"
Tréguier.....	Pleubian.....	"	"	88	"	"	"	"	"	"
	Tréguier.....	"	"	83	"	"	"	"	"	"
	Port-Blanc.....	"	"	43	"	"	"	"	"	"
	"	"	"	"	"	"	"	"	"	"
	"	"	"	"	"	"	"	"	"	"

I. — RÉGION DE LA MER DU NORD

3° SECTION. — Du quartier de Saint-Malo

(nombre de bateaux, tonnage et valeur). — Valeur des engins.
de la pêche en bateau. (Suite.)

QUARTIERS.	SYNDICATS ou PORTS.	ENTREPRISES DE PÊCHE.			BATEAUX À VAPEUR.			BATEAUX à PROPULSION MÉCANIQUE.			VOILIERS			TOTAL DES BATEAUX.			VALEUR des ENGINS de pêche. francs.	RENDEMENT ÉCONOMIQUE. — Valeur des produits pêchés par les bateaux armés dans le syndicat. francs.	RENDEMENT COMMERCIAL. — Valeur des produits de pêche française débarqués dans le Syndicat. francs.											
		Sociétés ou compagnies d'armement.	Armateurs.	Patrons propriétaires.	Nombre.	Tonnage.	Valeur.	Nombre.	Tonnage.	Valeur.	PONTÉS.		NON PONTÉS.		Nombre.	Tonnage.				Valeur.										
											tonn ²	francs.	tonn ²	francs.							tonn ²	francs.								
Saint-Malo	Saint-Malo.....	1	51	"	1	833	1,000,000	"	"	"	5	1,500	1,500,000	"	"	"	70	16,163	16,327,000	950,000	32,201,394	9,093,086								
	"	"	"	18	"	"	"	"	"	"	46	13,800	13,800,000	"	"	"	"	"	"	"	"	"								
	"	"	32	"	"	"	"	"	"	"	"	"	"	18	30	27,000	"	"	"	"	"	"								
	Saint-Servan.....	"	"	40	"	"	"	"	"	"	32	9,212	6,550,000	"	"	"	"	72	9,272	6,595,000	18,200	12,649,323	9,992,546							
	Saint-Suliac.....	"	"	109	"	"	"	"	"	"	"	"	"	40	60	45,000	"	"	"	"	"	"								
Dinan	Pleuruit.....	"	"	47	"	"	"	"	"	"	"	"	109	163	21,800	"	"	"	109	163	21,800	34,000	164,250	164,250						
	Dinard.....	"	"	32	"	"	"	"	"	"	"	"	47	90	18,000	"	"	"	47	90	18,000	5,000	180,920	180,920						
	"	"	"	"	"	"	"	"	"	"	"	"	31	65	58,000	"	"	"	32	68	68,000	10,000	100,195	100,195						
	"	"	"	"	"	"	"	"	"	"	"	"	"	35	70	14,800	"	"	"	35	70	14,800	4,780	110,447	110,447					
	Plouër.....	"	"	19	"	"	"	"	"	"	"	"	19	34	2,825	"	"	"	19	34	2,825	1,800	6,980	6,980						
Saint-Brieuc.....	Saint-Jacut-de-la-Mer...	"	"	36	"	"	"	"	"	"	"	"	36	80	47,000	"	"	"	36	80	47,000	25,000	231,860	231,860						
	Dinan.....	"	"	7	"	"	"	"	"	"	"	"	7	22	8,600	"	"	"	7	22	8,600	4,000	54,395	54,395						
	"	"	"	"	"	"	"	"	"	"	"	"	"	"	"	"	"	"	"	"	"	"	"							
	Plévenon.....	"	"	51	"	"	"	"	"	"	"	"	2	14	18,000	"	"	"	51	86	88,000	26,000	154,875	154,875						
	Dahouët (Pléneuf).....	"	"	5	"	"	"	"	"	"	"	"	1	203	300,000	"	"	"	1	7	1,800	"	"	"						
Binic	"	"	"	49	"	"	"	"	"	"	"	"	3	18	14,000	"	"	"	54	312	335,800	30,000	543,580	159,640						
	Saint-Brieuc.....	1	"	"	3	2,100	6,800,000	"	"	"	"	"	"	"	"	"	"	"	"	"	"	"	"							
	"	"	"	24	"	"	"	"	"	"	"	"	"	"	"	"	"	"	"	"	"	"	"							
	Le Légué.....	"	"	7	"	"	"	"	"	"	"	"	7	90	45,000	"	"	"	7	20	12,000	"	"	"						
	"	"	"	27	"	"	"	"	"	"	"	"	1	13	15,000	"	"	"	1	80	40,200	"	"	"						
Paimpol.....	Binic.....	"	"	15	"	"	"	"	"	"	"	"	"	"	"	"	"	"	"	"	"	"	"							
	Portrieux.....	"	"	38	"	"	"	"	"	"	"	"	2	9	9,000	"	"	"	2	9	9,000	35	98	50,000	38	111	74,000	30,000	224,317	224,317
	"	"	"	"	"	"	"	"	"	"	"	"	"	"	"	"	"	"	"	"	"	"	"	"						
	Plonha.....	"	"	15	"	"	"	"	"	"	"	"	"	"	"	"	"	"	"	"	"	"	"	"						
	Plonézec.....	"	"	32	"	"	"	"	"	"	"	"	2	6	3,500	"	"	"	2	77	23,500	32	85	35,000	6,500	157,700	208,700			
Tréguier.....	Paimpol.....	8	"	"	"	"	"	"	"	"	"	"	8	1,858	1,665,000	"	"	"	8	"	"	"	"	"						
	"	"	16	"	"	"	"	"	"	"	"	"	14	284	240,000	"	"	"	14	20	16,000	"	"	"						
	"	"	164	"	"	"	"	"	"	"	"	"	29	428	242,000	135	270	118,450	188	2,860	2,281,450	386,500	4,277,282	957,974						
	Pontrieux.....	"	"	6	"	"	"	"	"	"	"	"	3	32	32,000	"	"	"	3	4	1,000	"	"	"						
	"	"	"	22	"	"	"	"	"	"	"	"	3	25	24,000	"	"	"	3	30	12,000	"	"	"						
Tréguier.....	Pleubian.....	"	"	88	"	"	"	"	"	"	"	"	"	"	"	"	"	"	"	"	"	"	"							
	Tréguier.....	"	"	83	"	"	"	"	"	"	"	"	18	152	3,000	"	"	"	18	292	3,700	9,000	321,563	313,600						
	Port-Blanc.....	"	"	43	"	"	"	"	"	"	"	"	"	"	"	"	"	"	"	"	"	"	"							
	"	"	"	"	"	"	"	"	"	"	"	"	"	"	"	"	"	"	"	"	"	"	"							
	"	"	"	"	"	"	"	"	"	"	"	"	"	"	"	"	"	"	"	"	"	"	"							

ET DE LA MANCHE. (Suite.)

au quartier du Conquet. (Suite.)

I. PÊCHE EN BATEAU. — Importance des entreprises de pêche
Rendement économique et rendement commercial

QUARTIERS.	SYNDICATS ou PORTS.	ENTREPRISES DE PÊCHE.			BATEAUX à VAPEUR.			BATEAUX à PROPULSION MÉCANIQUE.		
		Sociétés ou compagnies d'armement.	Armateurs.	Patrons propriétaires.	Nombre.	Tonnage.	Valeur.	Nombre.	Tonnage.	Valeur.
I. — RÉGION DE LA MER DU NORD										
3 ^e SECTION. — Du quartier de Saint-Malo										
Lannion.....	Perros-Guirec.....	"	5	61	"	"	"	3	16	32,000
	Pleumeur-Bodou.....	"	"	82	"	"	"	"	"	"
	Lannion.....	"	3	77	"	"	"	"	"	"
Morlaix.....	Plougasnou.....	"	2	54	"	"	"	2	4	6,000
	Morlaix.....	"	"	68	"	"	"	"	"	"
	Roscoff.....	"	7	183	"	"	"	1	18	50,000
	Plouñecour-Trez.....	"	"	113	"	"	"	"	"	"
Le Conquet.....	Plouguerneau.....	"	"	265	"	"	"	"	"	"
	L'Aber-Wrac'h.....	"	1	240	"	"	"	"	"	"
	Porzopode.....	"	"	196	"	"	"	"	"	"
	Onessant.....	"	"	85	"	"	"	"	"	"
	Molène (Île).....	"	"	46	"	"	"	"	"	"
	Le Conquet.....	"	1	166	"	"	"	"	"	"
Totaux de la 3 ^e Section.....		10	129	2,630	4	2,933	7,800,000	11	65	196,000
		2,769								

RÉCAPITULATION DE LA RÉGION DE LA

1 ^{re} SECTION.....	41	313	952	249	44,964	69,559,500	147	1,965	2,865,000	
2 ^e SECTION.....	2	114	1,410	5	817	1,450,000	59	946	2,847,875	
3 ^e SECTION.....	10	129	2,630	4	2,933	7,800,000	11	65	196,000	
Totaux de la Région.....	53	556	4,992	258	48,714	78,809,500	217	2,976	5,908,875	
		5,601								

(nombre de bateaux, tonnage et valeur). — Valeur des engins.
de la pêche en bateau. (Suite.)

VOILIERS						TOTAL DES BATEAUX.			VALEUR des ENGINS de pêche. francs.	RENDEMENT ÉCONOMIQUE. — Valeur des produits pêchés par les bateaux armés dans le Syndicat. francs.	RENDEMENT COMMERCIAL. — Valeur des produits de pêche française débarqués dans le Syndicat. francs.
PONTÉS.			NON PONTÉS.			Nombre.	Tonnage.	Valeur.			
Nombre.	Tonnage.	Valeur.	Nombre.	Tonnage.	Valeur.						
tonn ^a .	francs.	tonn ^a .	francs.	tonn ^a .	francs.	francs.	francs.	francs.	francs.	francs.	
ET DE LA MANCHE. (Suite et fin.)											
au quartier du Conquet. (Suite et fin.)											
"	"	"	2	11	11,000	"	"	"	"	"	"
"	"	"	61	205	205,000	66	232	248,000	75,000	753,089	933,981
"	"	"	82	186	110,200	82	186	110,200	37,000	187,933	149,566
"	"	"	3	10	8,000	"	"	"	"	"	"
"	"	"	77	170	120,000	80	180	128,000	35,000	342,892	342,892
"	"	"	2	18	6,000	"	"	"	"	"	"
"	"	"	52	200	54,000	56	222	66,000	70,000	523,760	393,235
"	"	"	68	292	89,780	68	292	89,780	75,000	609,645	607,245
1	14	11,000	5	45	45,000	190	617	331,000	135,000	885,160	987,290
"	"	"	183	540	225,000	"	"	"	"	"	"
"	"	"	113	206	50,000	113	206	50,000	35,000	491,125	503,125
"	"	"	265	795	122,500	265	795	112,500	30,000	959,700	959,700
4	209	118,000	"	"	"	244	919	312,000	100,000	1,065,754	975,134
"	"	"	240	710	194,000	"	"	"	"	"	"
3	34	30,500	193	399	24,125	196	433	54,625	30,534	843,043	843,043
"	"	"	85	90	50,000	85	90	50,000	45,000	379,951	400,724
"	"	"	46	330	180,000	46	330	180,000	60,000	583,595	591,995
1	20	24,000	"	"	"	167	631	184,000	155,500	1,501,769	1,509,503
2	29	26,000	164	582	134,000	"	"	"	"	"	"
187	27,950	24,670,000	2,572	6,669	2,422,980	2,774	37,617	35,088,980	4,227,814	69,639,084	33,452,634

MER DU NORD ET DE LA MANCHE.

491	13,848	9,941,364	583	1,675	1,374,775	1,470	62,452	83,740,639	24,322,300	179,050,609	158,341,841
253	6,135	5,601,120	1,253	3,306	1,904,512	1,570	11,204	11,803,507	4,516,300	24,943,698	21,109,181
187	27,950	24,670,000	2,572	6,669	2,422,980	2,774	37,617	35,088,980	4,227,814	69,639,084	33,452,634
931	47,933	40,212,484	4,408	11,650	5,702,267	5,814	111,273	130,633,126	33,066,414	274,233,391	212,903,656

1923

I. PÊCHE EN BATEAU. — Importance des entreprises de pêche
Rendement économique et rendement

(nombre de bateaux, tonnage et valeur). — Valeur des engins.
commercial de la pêche en bateau. (Suite.)

QUARTIERS.	SYNDICATS ou PORTS.	ENTREPRISES DE PÊCHE.			BATEAUX À VAPEUR.			BATEAUX à PROPULSION MÉCANIQUE.			VOILIERS						TOTAL DES BATEAUX.			VALEUR des ENGINS de pêche. francs.	RENDEMENT ÉCONOMIQUE. — Valeur des produits péchés par les bateaux armés dans le Syndicat. francs.	RENDEMENT COMMERCIAL. — Valeur des produits de pêche français débarqués dans le Syndicat. francs.					
		Sociétés ou compagnies d'armement.	Armateurs.	Patrons propriétaires.	Nombre.	Tonnage.	Valeur.	Nombre.	Tonnage.	Valeur.	PONTÉS.			NON PONTÉS.			Nombre.	Tonnage.	Valeur.								
											Nombre.	Tonnage.	Valeur.	Nombre.	Tonnage.	Valeur.							tonn ^a .	francs.	tonn ^a .	francs.	tonn ^a .
II. — RÉGION DE L'Océan.																											
1 ^{re} SECTION. — Du quartier de Brest											au quartier de Noirmoutier.																
Brest.....	Brest.....	1	"	"	1	50	250,000	"	"	"	"	"	"	50	196	38,000	51	246	288,000	24,000	2,669,960	2,728,700					
Brest.....	Plougastel-Daoulas.....	"	1	50	"	"	"	"	"	"	"	"	"	11	15	1,650	82	600	65,600	41,000	1,010,773	868,253					
Brest.....	Le Faou.....	"	16	81	"	"	"	"	"	"	"	"	"	16	96	9,600	70	420	42,000	20,000	937,885	773,885					
Camaret.....	Camaret.....	"	15	"	"	"	"	"	"	"	"	"	15	375	400,000	220	3,488	3,370,000	925,000	5,309,791	5,072,399						
Camaret.....	Crozon.....	"	"	205	"	"	"	1	63	120,000	120	2,625	2,500,000	84	425	350,000	105	680	615,000	160,000	1,136,144	938,644					
Donarnenez.....	Port-Lauay.....	"	"	105	"	"	"	"	"	"	"	"	10	150	135,000	95	530	480,000	"	"	"	"	"				
Donarnenez.....	Donarnenez.....	"	"	"	"	"	"	"	"	"	"	"	"	15	21	3,000	15	21	3,000	1,500	32,720	32,720					
Donarnenez.....	Donarnenez.....	"	8	"	"	"	"	"	"	"	"	"	8	635	762,000	89	4,508	5,409,600	628	6,290	3,834,000	725	11,433	10,005,600	2,100,000	11,747,380	8,216,912
Audierne.....	Ile de Sein.....	"	"	82	"	"	"	"	"	"	"	"	5	65	80,000	77	575	120,000	82	640	200,000	95,000	1,980,978	1,965,569			
Audierne.....	Audierne.....	"	"	525	"	"	"	"	"	"	"	"	115	1,340	1,200,000	410	2,370	1,800,000	525	3,710	3,000,000	9,180,000	7,774,330	8,723,375			
Guilvinec.....	Penmarc'h.....	"	"	254	"	"	"	"	"	"	"	"	9	130	104,000	245	735	441,000	254	865	545,000	445,000	2,805,092	2,754,390			
Guilvinec.....	Guilvinec.....	"	"	496	"	"	"	"	"	"	"	"	35	525	315,000	461	2,000	1,200,000	496	2,525	1,515,000	1,300,000	7,546,970	4,824,425			
Guilvinec.....	Loctudy.....	"	4	"	"	"	"	"	"	"	"	"	3	41	34,000	214	535	428,000	221	584	468,400	322,460	2,352,948	2,344,591			
Guilvinec.....	Quimper.....	"	"	217	"	"	"	"	"	"	"	"	4	280	240,000	95	317	178,000	99	597	418,000	73,000	416,580	416,580			
Concarneau.....	Concarneau.....	"	72	"	"	"	"	"	"	"	"	"	56	2,613	2,613,000	16	133	133,000	516	7,224	7,224,000	851,000	8,299,976	13,432,086			
Concarneau.....	Doelan.....	"	1	444	"	"	"	"	"	"	"	"	63	2,100	2,100,000	381	2,378	2,378,000	256	876	878,000	200,000	1,205,496	1,425,434			
Lorient.....	Lorient.....	"	4	"	23	4,860	6,850,000	"	"	"	"	"	5	176	120,000	"	"	"	205	8,531	11,510,000	1,320,000	31,023,785	32,950,102			
Lorient.....	Lorient.....	"	11	"	12	2,200	3,360,000	"	"	"	"	"	11	670	650,000	14	210	190,000	140	415	340,000	"	"	"	"		
Lorient.....	Port-Louis.....	"	"	134	"	"	"	"	"	"	"	"	14	210	190,000	140	415	340,000	306	5,109	2,208,000	860,000	10,224,703	6,709,115			
Groix.....	Groix.....	"	22	"	"	"	"	"	"	"	"	"	28	802	340,000	10	60	28,000	375	10,350	6,036,000	470,000	5,278,712	1,140,331			
Groix.....	Groix.....	"	675	"	"	"	"	"	"	"	"	"	133	3,122	1,500,000	225	1,125	340,000	375	10,350	6,036,000	470,000	5,278,712	1,140,331			
Groix.....	Groix.....	"	"	225	"	"	"	"	"	"	"	"	225	10,125	6,000,000	"	"	"	375	10,350	6,036,000	470,000	5,278,712	1,140,331			
Groix.....	Étel.....	"	106	"	"	"	"	"	"	"	"	"	75	3,115	1,305,000	31	152	30,000	246	4,658	1,810,000	735,000	5,298,363	853,843			
Groix.....	Quiberon.....	"	"	140	"	"	"	"	"	"	"	"	26	930	365,000	114	461	110,000	114	370	285,000	50,000	2,372,610	8,986,158			
Auray.....	Quiberon.....	"	11	"	1	10	30,000	"	"	"	"	"	2	35	20,000	8	35	30,000	114	370	285,000	50,000	2,372,610	8,986,158			
Auray.....	La Trinité-sur-Mer.....	"	"	103	"	"	"	"	"	"	"	"	3	40	25,000	100	250	180,000	40	103	35,000	25,000	75,957	510,049			
Auray.....	Auray.....	"	4	"	"	"	"	"	"	"	"	"	"	"	"	4	18	5,000	40	103	35,000	25,000	75,957	510,049			
Auray.....	Auray.....	"	12	36	"	"	"	"	"	"	"	"	3	28	15,000	9	28	12,000	113	600	232,000	150,000	925,196	182,945			
Auray.....	Larmor-Baden.....	"	"	101	"	"	"	"	"	"	"	"	25	263	135,000	76	281	70,000	113	600	232,000	150,000	925,196	182,945			
Auray.....	Houat.....	"	"	28	"	"	"	"	"	"	"	"	1	12	15,000	29	98	62,000	30	110	77,000	35,000	228,617	122,167			
Auray.....	Hoëdic.....	"	"	30	"	"	"	"	"	"	"	"	1	7	8,000	37	76	40,300	38	83	48,300	40,000	246,935	115,085			
Auray.....	Hoëdic.....	"	"	38	"	"	"	"	"	"	"	"	1	7	8,000	37	76	40,300	38	83	48,300	40,000	246,935	115,085			
Vannes.....	L'Isle-aux-Moines.....	"	"	52	"	"	"	"	"	"	"	"	"	"	"	52	80	45,000	52	80	45,000	18,000	43,337	43,337			
Vannes.....	Séné.....	"	1	"	"	"	"	"	"	"	"	"	"	"	"	1	7	2,000	166	819	285,900	181,250	602,276	393,814			
Vannes.....	Séné.....	"	"	165	"	"	"	"	"	"	"	"	"	"	"	165	812	283,900	166	819	285,900	181,250	602,276	393,814			

I. PÊCHE EN BATEAU. — Importance des entreprises de Rendement économique et rendement

QUARTIERS.	SYNDICATS ou PORTS.	ENTREPRISES DE PÊCHE.			BATEAUX À VAPEUR.			BATEAUX à PROPULSION MÉCANIQUE.			
		Sociétés et compagnies d'armement.	Armateurs.	Patrons propriétaires.	Nombre.	Tonnage.	Valeur.	Nombre.	Tonnage.	Valeur.	
											tonn ³ .
Pauillac.....	Blaye.....	"	"	55	"	"	"	4	6	16,000	
		Pauillac.....	"	"	12	"	"	"	"	"	
		Le Verdon.....	"	"	72	"	"	"	"	"	
		Branne.....	"	"	120	"	"	"	"	"	
Bordeaux.....	Libourne.....	"	"	160	"	"	"	3	5	7,500	
		Podensac.....	"	"	52	"	"	"	"	"	
		Bordeaux.....	"	29	"	4	2,254	3,400,000	"	"	"
		Bordeaux.....	"	"	154	"	"	"	7	14	42,000
Arcachon.....	Arès.....	"	"	250	"	"	"	6	12	18,000	
		Gujan-Mestras.....	"	"	100	"	"	29	245	203,000	
		La Teste.....	"	18	"	"	"	"	18	84	195,000
		Arcachon.....	"	"	185	"	"	"	"	"	"
Bayonne.....	Capbreton.....	"	"	4	"	6,400	5,200,000	"	"	"	
		Port-de-Lanne.....	"	"	4	"	1,480	980,000	15	147	385,000
		Urt.....	"	"	37	"	"	"	16	72	200,000
		Bayonne.....	"	1	"	"	"	"	1	6	12,000
Saint-Jean-de-Luz.....	Saint-Jean-de-Luz.....	"	"	1	"	"	"	1	4	8,000	
		"	"	18	"	"	"	"	"	"	
		"	"	90	"	"	"	"	"	"	
		"	"	190	"	"	"	"	"	"	
TOTAUX de la 3 ^e Section.....	TOTAUX de la 3 ^e Section.....	"	"	1	117	180,000	"	"	"	"	
		"	"	176	"	"	10	42	67,000		
		"	"	2	252	250,000	2	32	80,000		
		"	"	13	292	970,000	6	30	170,000		
"	"	76	10	164	468,000	29	128	340,000			
		7	65	1,677	69	10,959	11,448,000	153	827	1,743,500	
		1,749									

RÉCAPITULATION DE LA

1 ^{re} SECTION.....	8	1,034	6,319	41	7,120	10,490,000	17	547	758,600	
2 ^e SECTION.....	15	227	1,402	54	17,248	33,000,000	42	330	772,000	
3 ^e SECTION.....	7	55	1,677	69	10,959	11,448,000	153	827	1,743,500	
TOTAUX de la Région.....	30	1,326	9,458	164	35,327	54,938,000	212	1,704	3,274,100	
		10,814								

pêche (nombre de bateaux, tonnage et valeur). — Valeur des engins. commercial de la pêche en bateau. (Suite.)

QUARTIERS.	SYNDICATS ou PORTS.	VOILIERS						TOTAL DES BATEAUX.			VALEUR des ENGINS de pêche. francs.	RENDEMENT ÉCONOMIQUE. Valeur des produits pêchés par les bateaux armés dans le Syndicat. francs.	RENDEMENT COMMERCIAL. Valeur des produits de pêche française débarqués dans le Syndicat. francs.		
		PONTÉS.			NON PONTÉS.			Nombre.	Tonnage.	Valeur.					
		Nombre.	Tonnage.	Valeur.	Nombre.	Tonnage.	Valeur.								
Pauillac.....	Blaye.....	"	20	463	117,000	31	56	52,000	55	525	185,000	70,000	208,500	208,500	
		Pauillac.....	"	3	23	9,500	9	13	11,000	12	36	20,500	20,500	112,800	112,800
		Le Verdon.....	"	8	24	12,000	04	04	32,000	72	88	44,000	40,000	1,129,010	1,304,110
		Branne.....	"	"	"	"	120	140	30,000	120	140	30,000	100,000	316,600	316,600
Bordeaux.....	Libourne.....	"	1	3	3,000	156	232	74,000	160	240	84,500	52,000	135,200	155,200	
		Podensac.....	"	"	"	"	52	104	30,000	52	104	30,000	88,000	396,160	396,160
		Bordeaux.....	"	"	"	"	25	50	50,000	"	"	"	"	"	"
		Bordeaux.....	"	3	6	7,500	144	288	288,000	183	2,612	3,787,500	750,000	3,899,192	55,065,294
Arcachon.....	Arès.....	"	"	"	"	244	244	244,000	250	256	262,000	300,000	212,300	212,300	
		Gujan-Mestras.....	"	"	"	"	71	103	60,000	100	348	263,000	65,000	1,439,476	1,439,476
		La Teste.....	"	"	"	"	"	"	"	"	"	"	"	"	"
		Arcachon.....	"	"	"	"	195	198	55,000	203	282	250,000	19,000	788,860	788,860
Bayonne.....	Capbreton.....	"	"	"	"	"	"	"	"	"	"	"	"	"	
		Port-de-Lanne.....	"	"	"	"	"	"	"	"	"	"	"	"	
		Urt.....	"	"	"	"	21	30	19,500	86	8,129	6,784,500	549,700	26,188,585	25,267,655
		Bayonne.....	"	"	"	"	"	"	"	"	"	"	"	"	
Saint-Jean-de-Luz.....	Saint-Jean-de-Luz.....	"	"	"	"	"	"	"	"	"	"	"	"		
		"	"	"	"	"	"	"	"	"	"	"	"		
		"	"	"	"	"	"	"	"	"	"	"	"		
		"	"	"	"	"	"	"	"	"	"	"	"		
TOTAUX de la 3 ^e Section.....	TOTAUX de la 3 ^e Section.....	"	"	"	"	"	"	"	"	"	"	"	"		
		"	"	"	"	"	"	"	"	"	"	"	"		
		"	"	"	"	"	"	"	"	"	"	"	"		
		"	"	"	"	"	"	"	"	"	"	"	"		
		35	519	149,000	1,559	2,049	1,125,500	1,816	14,354	14,466,000	3,638,800	46,542,546	96,706,738		

RÉGION DE L'OcéAN.

1 ^{re} SECTION.....	1,293	37,970	20,041,880	5,698	27,018	16,831,950	7,049	72,655	37,122,430	21,921,250	128,753,851	126,040,053
2 ^e SECTION.....	565	7,734	5,883,400	1,103	2,367	1,877,300	1,764	27,679	41,532,700	5,293,500	68,898,449	76,764,115
3 ^e SECTION.....	35	519	149,000	1,559	2,049	1,125,500	1,816	14,354	14,466,000	3,638,800	46,542,546	96,706,738
TOTAUX de la Région.....	1,893	46,223	33,074,280	8,360	31,434	19,834,750	10,629	114,688	113,121,130	30,853,550	243,694,846	299,510,906

I. PÊCHE EN BATEAU. — Importance des entreprises de pêche
Rendement économique et rendement

QUARTIERS.	SYNDICATS ou PORTS.	ENTREPRISES DE PÊCHE.			BATEAUX À VAPEUR.			BATEAUX à PROPULSION MÉCANIQUE.		
		Sociétés ou compagnies d'armement.	Armateurs.	Patrons propriétaires.	Nombre.	Tonnage.	Valeur.	Nombre.	Tonnage.	Valeur.
III. — RÉGION DE LA MÉDITER										
1 ^{re} SECTION. — Du quartier de Port-Vendres										
Port-Vendres.....	Banyuls-sur-Mer.....	"	"	77	"	"	"	"	"	"
	Port-Vendres.....	"	"	10	"	"	"	"	"	"
	Collioure.....	"	"	72	"	"	"	"	"	"
Narbonne.....	S ^t -Lauren.....	"	"	151	"	"	"	"	"	"
	Leucate.....	"	"	80	"	"	"	"	"	"
	La Nouvelle.....	"	1	"	"	"	2	12	8,000	"
	Valras-la-Plage.....	"	"	46	"	"	"	"	"	"
	Narbonne.....	"	"	103	"	"	2	11	27,000	"
Gruissan.....	Narbonne.....	"	"	50	"	"	"	"	"	"
	Gruissan.....	"	"	70	"	"	1	15	25,000	"
Cette.....	Agde.....	"	3	"	2	63	1	3	5,000	"
	Mèze.....	"	"	180	"	"	"	"	"	"
	Cette.....	"	"	268	"	"	"	"	"	"
	Palavas.....	"	"	292	"	"	14	139	260,000	"
	Aigues-Mortes.....	"	"	213	"	"	"	"	"	"
Martigues.....	Port Saint-Louis.....	"	"	176	"	"	9	70	90,000	"
	Arles.....	"	"	18	"	"	1	3	10,000	"
	Port-de-Bouc.....	1	"	32	"	"	"	"	"	"
	Berre.....	"	"	17	"	"	5	13	14,000	"
	Martigues.....	"	"	31	"	"	"	"	"	"
TOTAUX de la 1 ^{re} Section.....	Martigues.....	1	"	"	"	"	"	"	"	"
	Martigues.....	"	4	"	4	120	"	"	520,000	"
	"	"	"	385	"	"	50	175	88,755	"
		2,261			10	326	860,000	85	441	527,755

(nombre de bateaux, tonnage et valeur). — Valeur des engins.
commercial de la pêche en bateau. (Suite.)

VOILIERS						TOTAL DES BATEAUX.			VALEUR des ENGINS de pêche. francs.	RENDEMENT ÉCONOMIQUE. Valeur des produits pêchés par les bateaux armés dans le Syndicat. francs.	RENDEMENT COMMERCIAL. Valeur des produits de pêche française débarqués dans le Syndicat. francs.
PONTÉS.			NON PONTÉS.			Nombre.	Tonnage.	Valeur.			
Nombre.	Tonnage.	Valeur.	Nombre.	Tonnage.	Valeur.				tonn ² .	francs.	francs.
RANÉE (FRANCE ET CORSE).											
au quartier de Martigues.											
38	213	304,000	39	49	117,000	77	262	421,000	200,000	482,171	482,171
"	"	"	10	16	18,500	10	16	18,500	10,500	32,012	21,512
48	240	384,000	24	24	72,000	72	264	456,000	292,800	1,191,979	1,191,979
52	316	91,500	99	81	15,200	151	397	106,700	127,000	2,587,624	2,587,624
2	8	1,700	78	92	20,000	80	100	21,700	80,000	537,770	537,770
"	"	"	"	"	"	48	133	22,800	57,000	108,923	108,923
15	62	9,300	31	59	5,500	103	313	257,000	300,000	1,869,645	1,869,645
59	260	200,000	42	42	30,000	103	313	257,000	300,000	1,869,645	1,869,645
2	10	2,400	48	39	9,600	50	49	12,000	70,000	420,250	420,250
1	2	400	68	52	20,000	70	69	45,400	55,000	454,211	454,211
"	"	"	"	"	"	183	382	453,000	300,000	2,334,985	2,380,960
45	179	188,000	135	137	80,000	268	290	80,500	160,000	865,350	865,350
"	"	"	268	290	80,500	268	290	80,500	160,000	865,350	865,350
135	1,139	460,000	143	143	15,000	292	1,421	735,000	1,250,000	3,281,881	3,080,750
14	64	11,200	199	199	19,900	213	263	31,100	222,700	1,089,545	1,110,743
92	386	36,800	75	110	4,010	176	566	130,810	316,900	2,052,800	1,950,500
"	"	"	17	26	5,500	18	29	15,500	60,000	373,100	373,100
"	"	"	32	40	42,000	32	40	42,000	45,000	311,024	311,024
"	"	"	"	"	"	21	180	179,400	36,800	272,326	9,098,005
1	3	1,500	11	21	3,900	31	50	31,000	250,000	141,972	141,972
"	"	"	31	50	31,000	31	50	31,000	250,000	141,972	141,972
4	11	8,600	"	"	"	392	834	1,106,755	100,000	4,498,915	4,498,915
"	"	"	"	"	"	392	834	1,106,755	100,000	4,498,915	4,498,915
49	75	36,400	285	453	453,000	392	834	1,106,755	100,000	4,498,915	4,498,915
557	2,968	1,735,800	1,635	1,923	1,042,610	2,287	5,658	4,166,165	3,932,800	22,906,483	31,485,404

1. PÊCHE EN BATEAU. — Importance des entreprises de pêche
Rendement économique et rendement

QUARTIERS.	SYNDICATS ou PORTS.	ENTREPRISES DE PÊCHE.			BATEAUX À VAPEUR.			BATEAUX à PROPULSION MÉCANIQUE.		
		Sociétés ou compagnies d'armement.	Armateurs.	Patrons propriétaires.	Nombre.	Tonnage.	Valeur.	Nombre.	Tonnage.	Valeur.
Marseille.....	Carry-le-Rouet.....	"	"	48	"	"	"	18	45	79,000
	L'Estoque.....	"	"	92	"	"	"	47	94	188,000
	Marseille.....	4	"	"	4	280	450,000	"	"	"
	Marseille.....	"	35	"	"	"	"	69	190	160,000
La Ciotat.....	Mazargues.....	"	"	384	8	830	550,000	119	345	310,000
	Cassis.....	"	"	68	"	"	"	26	53	55,000
	La Ciotat.....	1	"	"	"	"	"	4	7	28,000
	La Ciotat.....	"	"	63	"	"	"	38	55	145,000
Toulon.....	Bandol.....	"	"	71	"	"	"	12	21	9,800
	La Seyne.....	"	"	232	"	"	"	31	57	186,000
	Toulon.....	"	8	"	"	"	"	"	"	"
	Toulon.....	"	"	234	"	"	"	52	106	184,000
Saint-Tropez.....	Vieux-Salins-Hyères.....	"	9	"	"	"	"	3	10	30,000
	Saint-Tropez.....	"	"	91	"	"	"	24	80	160,000
	Saint-Raphaël.....	"	"	155	"	"	"	26	40	105,000
	Saint-Raphaël.....	"	"	60	"	"	"	7	12	40,000
Antibes.....	Cannes.....	"	6	"	"	"	"	"	"	"
	Cannes.....	"	"	100	"	"	"	"	"	"
	Golfe-Juan.....	"	1	"	"	"	"	"	"	"
	Golfe-Juan.....	"	"	38	"	"	"	4	13	15,000
Nico.....	Antibes.....	"	8	"	"	"	"	"	"	"
	Antibes.....	"	"	45	"	"	"	1	2	1,500
	Cros-de-Cagnes.....	"	4	"	"	"	"	"	"	"
	Cros-de-Cagnes.....	"	"	35	"	"	"	"	"	"
Nico.....	Nice.....	"	1	"	"	"	"	"	"	"
	Nice.....	"	"	55	"	"	"	"	"	"
	Villefranche.....	"	"	136	"	"	"	4	7	4,500
Nico.....	Menton.....	"	"	26	"	"	"	"	"	"
	Menton.....	"	"	"	"	"	"	"	"	"
TOTALS de la 2 ^e Section.....		5	72	1,986	12	1,110	1,000,000	506	1,189	1,850,800
		2,063								

(nombre de bateaux, tonnage et valeur). — Valeur des engins.
commercial de la pêche en bateau. (Suite.)

VOILIERS						TOTAL DES BATEAUX.			VALEUR des ENGINS de pêche. francs.	RENDEMENT ÉCONOMIQUE. — Valeur des produits pêchés par les bateaux armés dans le Syndicat. francs.	RENDEMENT COMMERCIAL. — Valeur des produits de pêche française débarqués dans le Syndicat. francs.
PORTÉS.			NON PORTÉS.			Nombre.	Tonnage.	Valeur.			
Nombre.	Tonnage.	Valeur.	Nombre.	Tonnage.	Valeur.				tonn ² .	francs.	francs.
"	"	"	30	49	11,000	48	94	90,000	147,000	199,460	199,460
"	"	"	45	68	18,000	92	162	206,000	654,000	747,815	747,815
"	"	"	"	"	"	2	10	10,000	1,050,000	4,194,155	2,781,750
"	"	"	6	12	25,000	6	12	25,000	1,623,000	2,781,750	2,781,750
"	"	"	"	"	"	42	64	15,000	139,000	561,150	561,150
"	"	"	"	"	"	32	38	38,000	50,000	390,706	392,836
"	"	"	"	"	"	"	"	"	188,000	910,500	1,560,489
"	"	"	"	"	"	67	87	188,000	910,500	1,560,489	1,567,689
"	"	"	"	"	"	25	25	15,000	69,000	380,750	380,750
"	"	"	"	"	"	59	80	16,000	69,000	380,750	380,750
"	"	"	"	"	"	201	254	101,400	159,000	390,372	390,372
"	"	"	"	"	"	232	311	287,400	159,000	390,372	390,372
"	"	"	"	"	"	8	15	12,000	195,000	1,010,375	1,010,375
"	"	"	"	"	"	182	271	210,000	195,000	1,010,375	1,010,375
"	"	"	1	4	6,000	4	13	14,000	125,000	1,163,411	1,163,411
"	"	"	3	15	16,000	3	15	16,000	125,000	1,163,411	1,163,411
"	"	"	"	"	"	65	104	34,000	260,000	1,163,411	1,163,411
"	"	"	"	"	"	129	190	130,000	235,000	1,733,664	1,733,664
"	"	"	"	"	"	53	80	80,000	250,000	1,733,664	1,733,664
"	"	"	"	"	"	6	11	16,000	200,000	115,710	115,710
"	"	"	"	"	"	100	150	150,000	150,000	418,292	418,292
"	"	"	"	"	"	1	2	800	150,000	418,292	418,292
"	"	"	"	"	"	38	60	24,000	150,000	418,292	418,292
"	"	"	"	"	"	19	35	18,050	47,000	232,305	232,305
"	"	"	"	"	"	45	74	43,000	47,000	232,305	232,305
"	"	"	"	"	"	4	8	3,200	95,000	404,845	404,845
"	"	"	"	"	"	35	45	21,010	40,000	630,500	450,500
"	"	"	"	"	"	1	1	450	40,000	630,500	450,500
"	"	"	"	"	"	55	68	24,750	24,210	630,500	450,500
"	"	"	"	"	"	136	213	43,500	24,210	630,500	450,500
"	"	"	"	"	"	26	39	8,700	40,000	630,500	450,500
TOTALS de la 2 ^e Section.....						12	41	57,000	4,487,800	15,054,278	13,651,203
						1,505	2,302	1,165,860	4,487,800	15,054,278	13,651,203

I. PÊCHE EN BATEAU. — Importance des entreprises de pêche
Rendement économique et rendement

QUARTIERS.	SYNDICATS ou PORTS.	ENTREPRISES DE PÊCHE.			BATEAUX À VAPEUR.			BATEAUX PROPULSION MÉCANIQUE.		
		Sociétés ou compagnies d'armement.	Armateurs.	Patrons propriétaires.	Nombre.	Tonnage.	Valeur.	Nombre.	Tonnage.	Valeur.
III. — RÉGION DE LA MÉDITER										
3^e SECTION. — Quartiers										
Bastia	Bastia.....	"	"	99	"	"	"	3	6	21,000
	Macinaggio.....	"	"	29	"	"	"	4	8	15,000
	Casuri.....	"	"	15	"	"	"	"	"	"
	L'Île-Rousse.....	"	"	20	"	"	"	"	"	"
	Calvi.....	"	"	33	"	"	"	2	4	17,000
Ajaccio	Ajaccio.....	"	"	159	"	"	"	10	19	60,000
	Propriano.....	"	"	21	"	"	"	"	"	"
	Bonifacio.....	"	"	41	"	"	"	2	4	9,000
TOTAUX de la 3 ^e Section.....		"	"	417	"	"	"	21	41	122,000
		417								

RÉCAPITULATION DE LA RÉGION DE

1 ^{re} SECTION.....	2	8	2,271	10	326	860,000	85	441	527,755	
2 ^e SECTION.....	5	72	1,986	12	1,110	1,000,000	506	1,189	1,850,800	
3 ^e SECTION.....	"	"	417	"	"	"	21	41	122,000	
TOTAUX de la Région.....	7	80	4,674	22	1,436	1,860,000	612	1,671	2,500,555	
		4,761								

(nombre de bateaux, tonnage et valeur). — Valeur des engins.
commercial de la pêche en bateau. (Suite.)

VOILIERS						TOTAL DES BATEAUX.			VALEUR des ENGINS de pêche. francs.	RENDEMENT ÉCONOMIQUE. Valeur des produits pêchés par les bateaux armés dans le Syndicat. francs.	RENDEMENT COMMERCIAL. Valeur des produits de pêche française débarqués dans le Syndicat. francs.
PONTÉS.			NON PONTÉS.			Nombre.	Tonnage.	Valeur.			
Nombre.	Tonnage.	Valeur.	Nombre.	Tonnage.	Valeur.				tonn ² .	francs.	francs.
RANÉE (FRANCE ET CORSE). [Suite et fin.]											
<i>de Bastia et d'Ajaccio.</i>											
"	"	"	96	98	97,000	99	104	118,000	193,000	715,731	715,731
"	"	"	25	31	16,000	29	39	31,000	20,000	119,040	119,040
"	"	"	15	15	4,500	15	15	4,500	5,000	16,835	16,835
"	"	"	20	26	14,500	20	26	14,500	44,250	108,328	108,328
"	"	"	31	51	19,600	33	55	36,600	20,000	201,703	201,703
"	"	"	149	190	80,000	159	209	140,000	240,000	345,010	345,010
"	"	"	21	34	11,896	21	34	11,896	32,000	243,951	243,951
"	"	"	39	58	28,300	41	62	37,300	47,000	247,309	247,309
"	"	"	396	503	271,796	417	544	393,796	601,250	1,997,907	1,997,907

LA MÉDITERRANÉE (FRANCE ET CORSE).

557	2,968	1,735,800	1,635	1,923	1,042,610	2,287	5,658	4,166,165	3,932,800	22,906,483	31,485,404
12	41	57,000	1,565	2,302	1,165,860	2,095	4,642	4,073,660	4,487,800	15,054,278	13,651,203
"	"	"	396	503	271,796	417	544	393,796	601,250	1,997,907	1,997,907
569	3,009	1,792,800	3,596	4,728	2,480,266	4,799	10,844	8,633,621	9,021,850	39,958,668	47,134,514

I. PÊCHE EN BATEAU. — Importance des entreprises de Rendement économique et rendement

QUARTIERS.	SYNDICATS ou PORTS.	ENTREPRISES DE PÊCHE.			BATEAUX À VAPEUR.			BATEAUX à PROPULSION MÉCANIQUE.			
		Sociétés ou compagnies d'armement.	Armateurs.	Patrons propriétaires.	Nombre.	Tonnage.		Nombre.	Tonnage.		
						tonn ^a .	francs.		tonn ^a .	francs.	
Bône.....	La Calle.....	"	6	"	28	"	"	2	4	28,000	
	Bône.....	"	6	"	90	2	63	96,000	11	26	65,000
Philippeville.....	Philippeville.....	2	4	"	4	153	280,000	1	3	9,200	
	Collo.....	"	3	"	51	"	107	200,000	5	12	38,000
	Djidjelli.....	"	"	"	12	"	"	"	7	16	25,000
	Bongie.....	"	1	"	27	"	"	"	3	56	21,000
Alger.....	Dellys.....	"	1	"	45	"	"	"	"	"	
	Alger.....	"	28	"	23	16	532	1,600,000	9	20	75,000
	Castiglione.....	"	2	"	175	"	"	"	1	3	9,000
	Cherchell.....	"	"	"	103	"	"	"	19	48	190,000
	Ténès.....	"	1	"	28	2	41	350,000	5	10	65,000
	Nemours.....	"	1	"	20	2	43	200,000	1	1	7,000
Oran.....	Mostaganem.....	2	"	"	4	193	340,000	2	4	15,000	
	Arzew.....	2	15	"	29	"	"	4	7	30,000	
	Oran.....	4	"	"	4	86	30,000	"	"	"	
	Nemours.....	"	"	"	10	390	1,100,000	9	17	95,000	
	Totaux de la région de l'Algérie.....	11	150	892	50	1,672	4,281,000	121	385	1,191,200	

1,053

IV. — RÉGION DE

pêche (nombre de bateaux, tonnage et valeur). — Valeur des engins. commercial de la pêche en bateau. (Suite.)

VOILIERS						TOTAL DES BATEAUX.			VALEUR des ENGINS de pêche. francs.	RENDEMENT ÉCONOMIQUE. Valeur des produits péchés par les bateaux armés dans le Syndicat. francs.	RENDEMENT COMMERCIAL. Valeur des produits de pêche française débarqués dans le Syndicat. francs.
PONTÉS.			NON PONTÉS.			Nombre.	Tonnage.	Valeur.			
Nombre.	Tonnage.	Valeur.	Nombre.	Tonnage.	Valeur.				tonn ^a .	francs.	francs.
14	56	50,000	"	"	"	41	97	103,000	27,000	202,272	229,520
5	97	96,500	"	"	"	5	92	92,500	120,000	1,633,010	1,633,177
"	"	"	6	24	14,500	66	397	606,000	350,000	2,492,975	2,488,625
"	"	"	46	98	64,000	"	"	"	"	"	"
"	"	"	6	17	17,000	18	40	36,000	40,000	100,012	100,012
"	"	"	12	23	19,000	27	52	61,000	46,000	201,862	201,862
"	"	"	20	36	36,000	47	249	180,000	93,425	1,179,298	1,179,298
6	62	30,000	36	67	44,000	2	14	20,000	196,000	422,276	422,276
"	"	"	23	52	80,000	4	7	5,000	1,000,000	5,799,285	5,776,220
"	"	"	16	43	25,000	17	29	40,000	1,000,000	5,799,285	5,776,220
"	"	"	149	369	260,000	1	8	14,000	182,000	1,095,253	1,095,253
"	"	"	79	159	158,000	5	38	70,000	182,000	1,095,253	1,095,253
"	"	"	18	33	60,000	5	7	20,000	570,000	321,470	321,470
"	"	"	"	"	"	"	"	"	125,000	740,260	740,260
"	"	"	12	18	12,000	"	"	"	125,000	740,260	740,260
"	"	"	"	"	"	22	79	268,000	90,000	580,475	580,475
4	59	45,000	8	12	9,000	4	309	479,500	300,000	757,567	757,567
10	16	24,000	15	18	16,500	10	16	24,000	300,000	757,567	757,567
4	73	40,000	"	"	"	4	73	40,000	550,000	2,613,140	2,613,140
6	20	35,000	6	10	7,000	6	20	35,000	550,000	2,613,140	2,613,140
28	50	52,000	38	60	56,000	28	50	52,000	550,000	2,613,140	2,613,140
"	"	"	"	"	"	"	"	"	990,000	5,891,357	5,891,357
2	24	30,000	36	72	36,000	2	24	30,000	990,000	5,891,357	5,891,357
10	40	40,000	129	258	129,000	10	40	40,000	990,000	5,891,357	5,891,357
"	"	"	32	80	140,000	"	"	"	90,000	580,475	580,475
"	"	"	19	46	70,000	"	"	"	90,000	580,475	580,475
128	692	704,000	855	1,733	1,478,300	1,154	4,482	7,654,500	4,679,425	24,030,512	24,030,512

I. PÊCHE EN BATEAU. — Importance des entreprises de pêche
Rendement économique et rendement

(nombre de bateaux, tonnage et valeur). — Valeur des engins.
commercial de la pêche en bateau. (Fin.)

QUARTIERS.	SYNDICATS ou PORTS.	ENTREPRISES DE PÊCHE.			BATEAUX À VAPEUR.			BATEAUX à PROPULSION MÉCANIQUE.			VOILIERS						TOTAL DES BATEAUX.	VALEUR des ENGINS de pêche.	RENDEMENT ÉCONOMIQUE. — Valeur des produits péchés par les bateaux armés dans le Syndicat.	RENDEMENT COMMERCIAL. — Valeur des produits de pêche française débarqués dans le Syndicat.			
		Sociétés ou compagnies d'armement.	Armateurs.	Patrons propriétaires.	Nombre.	Tonnage.	Valeur.	Nombre.	Tonnage.	Valeur.	PONTÉS.			NON PONTÉS.									
											Nombre.	Tonnage.	Valeur.	Nombre.	Tonnage.	Valeur.							
Région de la mer du Nord et de la Manche.		53	556	4,992	258	46,714	78,809,500	217	2,976	5,908,875	931	47,933	40,212,484	4,408	11,650	5,702,267	5,814	111,273	130,633,126	33,066,414	274,233,391	212,903,656	
		5,601																					
Région de l'Océan.....		30	1,326	9,458	164	35,327	54,938,000	212	1,704	3,274,100	1,893	46,223	35,074,280	8,360	31,434	19,834,750	10,629	114,688	113,121,130	30,853,550	243,694,846	299,510,906	
		10,814																					
Région de la Méditerranée. (France et Corse.)		7	80	4,674	22	1,436	1,860,000	612	1,671	2,500,555	560	3,009	1,792,800	3,596	4,728	2,480,266	4,799	10,844	8,633,621	9,021,850	39,958,668	47,134,514	
		4,761																					
Région de l'Algérie.....		11	150	892	50	1,672	4,281,000	121	385	1,191,200	128	692	704,000	855	1,733	1,478,300	1,154	4,482	7,654,500	4,679,425	24,030,512	24,030,512	
		1,053																					
Saint-Pierre-et-Miquelon.....		"	"	"	"	"	"	"	"	"	"	"	"	"	"	"	"	"	"	"	1,749,433	87,262	
TOTAUX GÉNÉRAUX.....		101	2,112	20,016	494	87,149	139,888,500	1,162	6,736	12,874,730	3,521	97,857	77,783,564	17,219	49,545	29,495,583	22,396	241,287	260,042,377	77,621,239	583,666,850	583,666,850	
		22,220																					

RÉCAPITULATION.

II. PÊCHE EN BATEAU. — Renseignements

QUARTIERS.	PORTS OU SYNDICATS.	NOM- BRE D'EN- TRE- PRISES de pêche.	BATEAUX À VAPEUR.																	
			RÉPARTITION SUIVANT LE TONNAGE.																	
			NOMBRE.	0 à 5 t.	6 à 10 t.	11 à 25 t.	26 à 50 t.	51 à 75 t.	76 à 100 t.	Plus de 100 t.										
Dunkerque.....	Dunkerque.....	124	"	"	"	"	"	"	"	"	"	"	"	"	"	"	"	"	"	
Gravelines.....	Gravelines.....	95	4	"	2	2	"	"	"	"	"	"	"	"	"	"	"	"	"	"
Calais.....	Calais.....	85	5	"	"	"	3	2	"	"	"	"	"	"	"	"	"	"	"	"
Boulogne-sur-Mer.	Boulogne-sur-Mer.....	241	161	"	"	3	7	19	15	120	"	"	"	"	"	"	"	"	"	"
	Étaples.....	92	"	"	"	"	"	"	"	"	"	"	"	"	"	"	"	"	"	"
	Berck-sur-Mer.....	55	"	"	"	"	"	"	"	"	"	"	"	"	"	"	"	"	"	"
	Le Crotoy.....	50	"	"	"	"	"	"	"	"	"	"	"	"	"	"	"	"	"	"
	Saint-Valery-sur-Somme. Cayeux-sur-Mer.....	52 33	"	"	"	"	"	"	"	"	"	"	"	"	"	"	"	"	"	"
Dieppe.....	Le Tréport.....	45	3	"	"	"	"	"	"	"	"	"	"	"	"	"	"	"	"	3
	Dieppe.....	81	43	"	"	"	11	5	1	26	"	"	"	"	"	"	"	"	"	"
Fécamp.....	Saint-Valery-en-Caux.....	23	"	"	"	"	"	"	"	"	"	"	"	"	"	"	"	"	"	"
	Saint-Pierre-en-Port.....	11	"	"	"	"	"	"	"	"	"	"	"	"	"	"	"	"	"	"
	Fécamp.....	80	23	"	"	"	"	4	4	15	"	"	"	"	"	"	"	"	"	"
	Yport..... Étretat.....	26 33	"	"	"	"	"	"	"	"	"	"	"	"	"	"	"	"	"	"
Le Havre.....	Le Havre.....	96	7	"	"	"	2	"	3	2	"	"	"	"	"	"	"	"	"	"
Rouen.....	Duclair.....	32	"	"	"	"	"	"	"	"	"	"	"	"	"	"	"	"	"	"
	Rouen.....	52	"	"	"	"	"	"	"	"	"	"	"	"	"	"	"	"	"	"
TOTAUX de la 1 ^{re} Section.....		1,306	249	"	2	5	23	30	23	166	"	"	"	"	"	"	"	"	"	"

I. — RÉGION DE LA MER DU NORD

1^{re} SECTION. — Du quartier de Dunkerque

sur le tonnage des bateaux.

QUARTIERS.	PORTS OU SYNDICATS.	NOM- BRE D'EN- TRE- PRISES de pêche.	BATEAUX À PROPULSION MÉCANIQUE.							VOILIERS.							TOTAL des BATEAUX.	TON- NAGE GLOBAL. tonneaux.		
			RÉPARTITION SUIVANT LE TONNAGE.							RÉPARTITION SUIVANT LE TONNAGE.										
			NOMBRE.	0 à 5 t.	6 à 10 t.	11 à 25 t.	26 à 50 t.	51 à 75 t.	76 à 100 t.	Plus de 100 t.	NOMBRE.	0 à 5 t.	6 à 10 t.	11 à 25 t.	26 à 50 t.	51 à 75 t.			76 à 100 t.	Plus de 100 t.
			17	5	7	5	"	"	"	"	110	62	16	24	4	3	"	1	127	1,151
			33	1	1	23	8	"	"	"	65	2	15	24	10	3	"	11	102	2,626
			22	20	2	"	"	"	"	"	67	31	26	10	"	"	"	"	94	614
			5	"	1	2	"	"	1	1	149	98	27	21	"	"	1	2	318	36,404
			3	"	2	1	"	"	"	"	92	21	8	58	5	"	"	"	92	1,198
			4	"	"	4	"	"	"	"	56	12	14	28	2	"	"	"	59	694
			4	"	"	4	"	"	"	"	46	13	4	29	"	"	"	"	50	489
			"	"	"	"	"	"	"	"	52	49	3	"	"	"	"	"	52	153
			1	"	1	"	"	"	"	"	33	9	2	22	"	"	"	"	34	400
			2	2	"	"	"	"	"	"	40	4	1	35	"	"	"	"	45	947
			3	1	2	"	"	"	"	"	46	18	16	12	"	"	"	"	92	5,135
			3	"	2	1	"	"	"	"	20	17	3	"	"	"	"	"	23	70
			"	"	"	"	"	"	"	"	11	11	"	"	"	"	"	"	11	10
			5	"	2	"	"	"	2	1	103	54	14	7	"	"	"	28	131	10,503
			12	"	12	"	"	"	"	"	14	9	5	"	"	"	"	"	26	140
			6	2	4	"	"	"	"	"	27	26	1	"	"	"	"	"	33	109
			31	31	"	"	"	"	"	"	50	30	18	11	"	"	"	"	97	1,713
			"	"	"	"	"	"	"	"	32	32	"	"	"	"	"	"	32	32
			"	"	"	"	"	"	"	"	52	52	"	"	"	"	"	"	52	52
			147	62	36	36	8	"	3	2	1,074	550	173	281	21	6	1	42	1,470	62,452

ET DE LA MANCHE.

au quartier de Rouen.

II. PÊCHE EN BATEAU. — Renseignements

QUARTIERS.	PORTS OU SYNDICATS.	NOM- BRE D'EN- TRE- PRISES de pêche.	BATEAUX À VAPEUR.						
			RÉPARTITION SUIVANT LE TONNAGE.						
			NOMBRE.	0 à 5 t ^s .	6 à 10 t ^s .	11 à 25 t ^s .	26 à 50 t ^s .	51 à 75 t ^s .	76 à 100 t ^s .

RÉGION DE LA MER DU NORD

3^e SECTION. — Du quartier de

Tréguier	Pleubian	88	"	"	"	"	"	"	"	"
	Tréguier	83	"	"	"	"	"	"	"	"
	Port-Blanc	43	"	"	"	"	"	"	"	"
Lannion	Perros-Guirec	66	"	"	"	"	"	"	"	"
	Pleumeur-Bodou	82	"	"	"	"	"	"	"	"
	Lannion	80	"	"	"	"	"	"	"	"
Morlaix	Plougasnou	56	"	"	"	"	"	"	"	"
	Morlaix	68	"	"	"	"	"	"	"	"
	Roscoff	190	"	"	"	"	"	"	"	"
	Plouñéour-Trez	113	"	"	"	"	"	"	"	"
Le Conquet	Plouguerneau	265	"	"	"	"	"	"	"	"
	L'Aber-Wrach	241	"	"	"	"	"	"	"	"
	Porspoder	196	"	"	"	"	"	"	"	"
	Ou	85	"	"	"	"	"	"	"	"
	Molène (Ile)	46	"	"	"	"	"	"	"	"
Le Conquet	167	"	"	"	"	"	"	"	"	
TOTAUX de la 3 ^e Section		2,769	4	"	"	"	"	"	"	4

RÉCAPITULATION DE LA RÉGION

1 ^{re} Section	1,306	249	"	2	5	23	30	23	166
2 ^e Section	1,526	5	"	"	"	"	"	1	4
3 ^e Section	2,769	4	"	"	"	"	"	"	4
TOTAUX de la Région	5,601	258	"	2	5	23	30	24	174

sur le tonnage des bateaux. (Suite.)

QUARTIERS.	PORTS OU SYNDICATS.	NOM- BRE D'EN- TRE- PRISES de pêche.	BATEAUX À PROPULSION MÉCANIQUE.							VOILIERS.							TOTAL des BATEAUX.	TON- NAGE GLOBAL. tonneaux.
			RÉPARTITION SUIVANT LE TONNAGE.							RÉPARTITION SUIVANT LE TONNAGE.								
			NOMBRE.	0 à 5 t ^s .	6 à 10 t ^s .	11 à 25 t ^s .	26 à 50 t ^s .	51 à 75 t ^s .	76 à 100 t ^s .	Plus de 100 t ^s .	NOMBRE.	0 à 5 t ^s .	6 à 10 t ^s .	11 à 25 t ^s .	26 à 50 t ^s .	51 à 75 t ^s .		

ET DE LA MANCHE. (Suite et fin.)

Saint-Malo au quartier du Conquet. (Suite et fin.)

"	"	"	"	"	"	"	"	"	88	70	13	4	1	"	"	"	88	292
"	"	"	"	"	"	"	"	"	83	80	3	"	"	"	"	"	83	155
"	"	"	"	"	"	"	"	"	43	43	"	"	"	"	"	"	43	74
3	"	3	"	"	"	"	"	"	63	55	7	1	"	"	"	"	66	232
"	"	"	"	"	"	"	"	"	82	1	1	80	"	"	"	"	82	186
"	"	"	"	"	"	"	"	"	80	80	"	"	"	"	"	"	80	180
2	2	"	"	"	"	"	"	"	54	41	7	6	"	"	"	"	56	222
"	"	"	"	"	"	"	"	"	68	44	20	4	"	"	"	"	68	292
1	1	"	1	"	"	"	"	"	189	166	18	5	"	"	"	"	190	617
"	"	"	"	"	"	"	"	"	113	112	1	"	"	"	"	"	113	206
"	"	"	"	"	"	"	"	"	265	261	4	"	"	"	"	"	265	795
"	"	"	"	"	"	"	"	"	244	240	"	2	1	1	"	"	244	919
"	"	"	"	"	"	"	"	"	196	193	"	3	"	"	"	"	196	433
"	"	"	"	"	"	"	"	"	85	85	"	"	"	"	"	"	85	90
"	"	"	"	"	"	"	"	"	46	14	19	13	"	"	"	"	46	330
"	"	"	"	"	"	"	"	"	167	101	49	17	"	"	"	"	167	631
11	6	4	1	"	"	"	"	"	2,759	2,263	212	191	2	1	"	90	2,774	37,617

DE LA MER DU NORD ET DE LA MANCHE.

147	62	36	36	8	"	3	2	1,074	550	173	281	21	6	1	42	1,470	62,452
59	16	19	13	7	4	"	"	1,506	1,126	223	115	32	1	"	9	1,570	11,204
11	6	4	1	"	"	"	"	2,759	2,263	212	191	2	1	"	90	2,774	37,617
217	84	59	50	15	4	3	2	5,339	3,939	608	587	55	8	1	141	5,814	111,273

II. PÊCHE EN BATEAU. — Renseignements

QUARTIERS.	PORTS OU SYNDICATS.	NOM- BRE D'EN- TRE- PRISES de pêche.	BATEAUX À VAPEUR.							TOTAL des BATEAUX.	TON- NAGE GLOBAL.		
			RÉPARTITION SUIVANT LE TONNAGE.										
			NOMBRE.	0 à 5 t ⁵ .	6 à 10 t ⁵ .	11 à 25 t ⁵ .	26 à 50 t ⁵ .	51 à 75 t ⁵ .	76 à 100 t ⁵ .			Plus de 100 t ⁵ .	
RÉGION DE													
2 ^e SECTION. — Du quartier des Sables													
Les Sables-d'Olonne	Saint-Gilles-sur-Vie.....	212	"	"	"	"	"	"	"	"	"	212	1,022
	Les Sables-d'Olonne.....	373	"	"	"	"	"	"	"	"	"		
La Rochelle.....	L'Aiguillon.....	88	"	"	"	"	"	"	"	"	"	88	152
	Marans.....	180	"	"	"	"	"	"	"	"	"	180	285
	La Rochelle.....	341	51	"	"	"	1	"	"	50	"	341	18,298
	Saint-Martin-de-Ré.....	21	"	"	"	"	"	"	"	"	"	21	66
	La Flotte.....	60	"	"	"	"	"	"	"	"	"	60	368
Île d'Oléron.....	Le Château d'Oléron....	127	"	"	"	"	"	"	"	"	"	127	529
Rochefort.....	Fouras.....	48	"	"	"	"	"	"	"	"	"	48	318
	Port des Barques.....	11	3	"	"	"	"	"	"	3	"	11	2,794
Marennes.....	Marennes.....	65	"	"	"	"	"	"	"	"	"	65	212
	La Tremblade.....	130	"	"	"	"	"	"	"	"	"	130	373
	Royan.....	48	"	"	"	"	"	"	"	"	"	48	290
TOTALS de la 2 ^e Section.....		1,704	54	"	"	"	1	"	53				

sur le tonnage des bateaux. (Suite.)

QUARTIERS.	PORTS OU SYNDICATS.	NOM- BRE D'EN- TRE- PRISES de pêche.	BATEAUX À PROPULSION MÉCANIQUE.							VOILIERS.							TOTAL des BATEAUX.	TON- NAGE GLOBAL.									
			RÉPARTITION SUIVANT LE TONNAGE.							RÉPARTITION SUIVANT LE TONNAGE.																	
			NOMBRE.	0 à 5 t ⁵ .	6 à 10 t ⁵ .	11 à 25 t ⁵ .	26 à 50 t ⁵ .	51 à 75 t ⁵ .	76 à 100 t ⁵ .	Plus de 100 t ⁵ .	NOMBRE.	0 à 5 t ⁵ .	6 à 10 t ⁵ .	11 à 25 t ⁵ .	26 à 50 t ⁵ .	51 à 75 t ⁵ .			76 à 100 t ⁵ .	Plus de 100 t ⁵ .							
RÉGION DE																											
L'Océan. (Suite.)																											
d'Olonne au quartier de Marennes.																											
Les Sables-d'Olonne	Saint-Gilles-sur-Vie.....	212	"	"	"	"	"	"	"	"	"	"	"	"	"	"	"	212	1,022								
	Les Sables-d'Olonne.....	373	"	"	"	"	"	"	"	"	"	"	"	"	"	"	"	373	2,972								
La Rochelle.....	L'Aiguillon.....	88	"	"	"	"	"	"	"	"	"	"	"	"	"	"	"	88	152								
	Marans.....	180	"	"	"	"	"	"	"	"	"	"	"	"	"	"	"	180	285								
	La Rochelle.....	341	51	"	"	"	1	"	"	"	"	"	2	"	"	"	"	341	18,298								
	Saint-Martin-de-Ré.....	21	"	"	"	"	"	"	"	"	"	"	"	"	"	"	"	21	66								
	La Flotte.....	60	"	"	"	"	"	"	"	"	"	"	"	"	"	"	"	60	368								
Île d'Oléron.....	Le Château d'Oléron....	127	"	"	"	"	"	"	"	"	"	"	"	"	"	"	"	127	529								
Rochefort.....	Fouras.....	48	"	"	"	"	"	"	"	"	"	"	"	"	"	"	"	48	318								
	Port des Barques.....	11	3	"	"	"	"	"	"	"	"	"	"	"	"	"	"	11	2,794								
Marennes.....	Marennes.....	65	"	"	"	"	"	"	"	"	"	"	"	"	"	"	"	65	212								
	La Tremblade.....	130	"	"	"	"	"	"	"	"	"	"	"	"	"	"	"	130	373								
	Royan.....	48	"	"	"	"	"	"	"	"	"	"	"	"	"	"	"	48	290								
TOTALS de la 2 ^e Section.....		1,704	54	"	"	"	1	"	53																		
TOTALS de la 2 ^e Section.....		1,704	54	"	"	"	1	"	53	42	21	10	11	"	"	"	"	1,668	1,085	264	210	105	2	"	2	1,764	27,679

QUARTIERS.	PORTS. OU SYNDICATS.	NOM- BRE D'EN- TRE- PRISES de pêche.	BATEAUX À VAPEUR.							
			RÉPARTITION SUIVANT LE TONNAGE.							
			NOMBRE.	0	6	11	26	51	76	Plus
				à	à	à	à	à	à	de
			5 t ^s .	10 t ^s .	25 t ^s .	50 t ^s .	75 t ^s .	100 t ^s .	100 t ^s .	

RÉGION DE

3^e SECTION. — Du quartier de Pauillac

Pauillac.....	Blaye.....	55	"	"	"	"	"	"	"	"
	Pauillac.....	12	"	"	"	"	"	"	"	"
	Le Verdon.....	72	"	"	"	"	"	"	"	"
Bordeaux.....	Branne.....	120	"	"	"	"	"	"	"	"
	Libourne.....	160	"	"	"	"	"	"	"	"
	Podensac.....	52	"	"	"	"	"	"	"	"
	Bordeaux.....	183	4	"	"	"	"	"	"	4
Arcachon.....	Arès.....	250	"	"	"	"	"	"	"	"
	Gujan-Mestras.....	100	"	"	"	"	"	"	"	"
	La Teste.....	203	"	"	"	"	"	"	"	"
	Arcachon.....	45	34	"	"	"	"	"	2	32
Bayonne.....	Cap Breton.....	20	"	"	"	"	"	"	"	"
	Port-de-Laune.....	90	"	"	"	"	"	"	"	"
	Urt.....	120	"	"	"	"	"	"	"	"
	Bayonne.....	177	1	1	"	"	"	"	"	"
	Saint-Jean-de-Luz.....	90	30	3	23	2	"	"	"	2
TOTAUX de la 3 ^e Section.....		1,749	69	4	23	2	"	"	2	35

RÉCAPITULATION

1 ^{re} Section.....	7,361	41	"	"	1	2	4	4	30
2 ^e Section.....	1,704	54	"	"	"	"	1	"	53
3 ^e Section.....	1,749	69	4	23	2	"	"	2	38
TOTAUX.....	10,814	164	4	23	3	2	5	6	121

QUARTIERS.	PORTS. OU SYNDICATS.	NOM- BRE D'EN- TRE- PRISES de pêche.	BATEAUX À PROPULSION MÉCANIQUE.							VOILIERS.							TOTAL des BATEAUX.	TON- NAGE GLOBAL. tonneaux.		
			RÉPARTITION SUIVANT LE TONNAGE.							RÉPARTITION SUIVANT LE TONNAGE.										
			NOMBRE.	0	6	11	26	51	76	Plus	NOMBRE.	0	6	11	26	51			76	Plus
				à	à	à	à	à	à	de		à	à	à	à	à			à	de
			5 t ^s .	10 t ^s .	25 t ^s .	50 t ^s .	75 t ^s .	100 t ^s .	100 t ^s .											

L'OcéAN. (Suite et fin.)

au quartier de Bayonne.

Pauillac.....	Blaye.....	55	"	"	"	"	"	"	"	51	31	2	9	9	"	"	"	55	525
	Pauillac.....	12	"	"	"	"	"	"	"	12	10	2	"	"	"	"	"	12	36
	Le Verdon.....	72	"	"	"	"	"	"	"	72	72	"	"	"	"	"	"	72	88
Bordeaux.....	Branne.....	120	"	"	"	"	"	"	"	120	120	"	"	"	"	"	"	120	140
	Libourne.....	160	"	"	"	"	"	"	"	157	157	"	"	"	"	"	"	160	240
	Podensac.....	52	"	"	"	"	"	"	"	52	52	"	"	"	"	"	"	52	104
	Bordeaux.....	183	4	"	"	"	"	"	"	172	172	"	"	"	"	"	"	183	2,612
Arcachon.....	Arès.....	250	"	"	"	"	"	"	"	244	244	"	"	"	"	"	"	250	256
	Gujan-Mestras.....	100	"	"	"	"	"	"	"	71	71	"	"	"	"	"	"	100	348
	La Teste.....	203	"	"	"	"	"	"	"	185	185	"	"	"	"	"	"	203	282
	Arcachon.....	45	34	"	"	"	"	"	"	31	19	12	"	"	"	"	"	86	8,129
Bayonne.....	Cap Breton.....	20	"	"	"	"	"	"	"	2	1	1	"	"	"	"	"	20	50
	Port-de-Laune.....	90	"	"	"	"	"	"	"	"	"	"	"	"	"	"	"	90	90
	Urt.....	120	"	"	"	"	"	"	"	"	"	"	"	"	"	"	"	120	120
	Bayonne.....	177	1	1	"	"	"	"	"	16	16	"	"	"	"	"	"	176	338
	Saint-Jean-de-Luz.....	90	30	3	23	2	"	"	"	37	28	"	9	"	"	"	"	117	996
TOTAUX de la 3 ^e Section.....		1,749	69	4	23	2	"	"	"	153	115	27	11	"	"	"	"	1,816	14,354

DE LA RÉGION DE L'OcéAN.

17	9	2	5	"	1	"	"	6,991	3,582	1,619	1,110	513	143	17	7	7,049	72,655
42	21	10	11	"	"	"	"	1,668	1,085	266	208	105	2	"	2	1,764	27,679
153	115	27	11	"	"	"	"	1,594	1,572	4	9	9	"	"	"	1,816	14,354
212	145	39	27	"	1	"	"	10,253	6,239	1,889	1,327	627	145	17	9	10,629	114,688

II. PÊCHE EN BATEAU. — Renseignements

QUARTIERS.	PORTS OU SYNDICATS.	NOM- BRE D'EN- TRE- PRISES de pêche.	BATEAUX À VAPEUR.							TOTAL des BATEAUX.	TON- NAGE GLOBAL.
			RÉPARTITION SUIVANT LE TONNAGE.								
			NOMBRE.	0 à 5 t.	6 à 10 t.	11 à 25 t.	26 à 50 t.	51 à 75 t.	76 à 100 t.		
RÉGION DE LA MÉDITERRANÉE											
2 ^e SECTION. — Du quartier de Marseille											
Marseille.....	Carry-le-Rouet.....	48									
	L'Estaque.....	92									
	Marseille.....	423	12			10				2	
	Mazargues.....	68									
La Ciotat.....	Cassis.....	53									
	La Ciotat.....	64									
	Baudol.....	71									
Hyères.....	La Seyne.....	232									
	Toulon.....	242									
	Hyères.....	100									
Saint-Tropez.....	Saint-Tropez.....	155									
	Saint-Raphaël.....	60									
Antibes.....	Cannes.....	106									
	Le Golfe-Juan.....	39									
	Antibes.....	53									
	Cros-de-Cagnes.....	39									
Nice.....	Nice.....	56									
	Villefranche-sur-Mer.....	136									
	Menton.....	26									
TOTAUX de la 2 ^e Section.....		2,063	12			10				2	

sur le tonnage des bateaux. (Suite.)

QUARTIERS.	PORTS OU SYNDICATS.	NOM- BRE D'EN- TRE- PRISES de pêche.	BATEAUX À PROPULSION MÉCANIQUE.							VOILIERS.							TOTAL des BATEAUX.	TON- NAGE GLOBAL.			
			RÉPARTITION SUIVANT LE TONNAGE.							RÉPARTITION SUIVANT LE TONNAGE.											
			NOMBRE.	0 à 5 t.	6 à 10 t.	11 à 25 t.	26 à 50 t.	51 à 75 t.	76 à 100 t.	Plus de 100 t.	NOMBRE.	0 à 5 t.	6 à 10 t.	11 à 25 t.	26 à 50 t.	51 à 75 t.			76 à 100 t.	Plus de 100 t.	
(FRANCE ET CORSE). [Suite.]																					
au quartier de Nice.																					
Marseille.....			18	18	"	"	"	"	"	"	30	30	"	"	"	"	"	48	94		
			47	47	"	"	"	"	"	"	45	45	"	"	"	"	"	92	162		
			188	180	8	"	"	"	"	"	232	230	2	"	"	"	"	432	2,012		
			26	26	"	"	"	"	"	"	42	42	"	"	"	"	"	68	117		
La Ciotat.....			21	21	"	"	"	"	"	32	32	"	"	"	"	"	53	90			
			42	42	"	"	"	"	"	25	25	"	"	"	"	"	67	87			
			12	12	"	"	"	"	"	59	59	"	"	"	"	"	71	101			
Hyères.....			31	31	"	"	"	"	"	201	201	"	"	"	"	"	232	311			
			52	52	"	"	"	"	"	190	190	"	"	"	"	"	242	392			
			27	17	10	"	"	"	"	73	73	"	"	"	"	"	100	226			
Saint-Tropez.....			26	26	"	"	"	"	"	129	129	"	"	"	"	"	155	230			
			7	7	"	"	"	"	"	53	53	"	"	"	"	"	60	92			
Antibes.....			"	"	"	"	"	"	"	106	106	"	"	"	"	"	106	161			
			4	2	2	"	"	"	"	39	39	"	"	"	"	"	43	75			
			1	1	"	"	"	"	"	64	64	"	"	"	"	"	65	111			
			"	"	"	"	"	"	"	39	39	"	"	"	"	"	39	53			
Nice.....			"	"	"	"	"	"	"	56	56	"	"	"	"	"	56	69			
			4	4	"	"	"	"	"	136	136	"	"	"	"	"	140	220			
			"	"	"	"	"	"	"	26	26	"	"	"	"	"	26	39			
TOTAUX de la 2 ^e Section.....		2,063	12			10				506	486	20	"	"	"	"	1,577	1,575	2	2,095	4,642

II. PÊCHE EN BATEAU. — Renseignements

QUARTIERS.	PORTS OU SYNDICATS.	NOM- BRE D'EN- TRE- PRISES de pêche.	BATEAUX À VAPEUR.							TOTAL des BATEAUX.	TON- NAGE GLOBAL.
			RÉPARTITION SUIVANT LE TONNAGE.								
			NOMBRE.	0 à 5 t ³ .	6 à 10 t ³ .	11 à 25 t ³ .	26 à 50 t ³ .	51 à 75 t ³ .	76 à 100 t ³ .		
ALGÈRE											
Alger.....	Dellys.....	24	"	"	"	"	"	"	"	"	
	Alger.....	203	16	"	"	4	10	2	"	"	
	Castiglione.....	105	"	"	"	"	"	"	"	"	
	Cherchel.....	29	2	"	"	2	"	"	"	"	
	Ténès.....	22	2	"	"	2	"	"	"	"	
Oran.....	Mostaganem.....		4	"	"	"	4	"	"	"	
	Arzew.....	93	4	"	"	4	"	"	"	"	
	Oran.....	208	10	"	"	"	10	"	"	"	
	Nemours.....	59	"	"	"	"	"	"	"	"	
TOTAUX de l'Algérie.....		1,053	50	"	"	15	33	2	"	"	

RÉCAPITU

Région de la mer du Nord et de la Manche...	5,601	258	"	2	5	23	30	24	174
— de l'Océan.....	10,814	164	4	23	3	2	5	6	121
— de la Méditerranée (France et Corse)...	4,761	22	"	"	"	20	"	"	2
— de l'Algérie.....	1,053	50	"	"	15	33	2	"	"
TOTAUX GÉNÉRAUX.....	22,229	494	4	25	23	78	37	30	297

sur le tonnage des bateaux. (Suite et fin.)

	BATEAUX À PROPULSION MÉCANIQUE.							VOILIERS.							TOTAL des BATEAUX.	TON- NAGE GLOBAL.		
	RÉPARTITION SUIVANT LE TONNAGE.							RÉPARTITION SUIVANT LE TONNAGE.										
	NOMBRE.	0 à 5 t ³ .	6 à 10 t ³ .	11 à 25 t ³ .	26 à 50 t ³ .	51 à 75 t ³ .	76 à 100 t ³ .	Plus de 100 t ³ .	NOMBRE.	0 à 5 t ³ .	6 à 10 t ³ .	11 à 25 t ³ .	26 à 50 t ³ .	51 à 75 t ³ .			76 à 100 t ³ .	Plus de 100 t ³ .
RIE. (Suite et fin.)																		
"	"	"	"	"	"	"	"	25	23	2	"	"	"	"	"	"	25	66
9	9	"	"	"	"	"	"	186	186	"	"	"	"	"	"	"	211	1,000
20	20	"	"	"	"	"	"	85	79	6	"	"	"	"	"	"	105	256
5	5	"	"	"	"	"	"	23	23	"	"	"	"	"	"	"	30	91
8	8	"	"	"	"	"	"	12	12	"	"	"	"	"	"	"	22	79
6	6	"	"	"	"	"	"	37	33	"	4	"	"	"	"	"	47	309
9	9	"	"	"	"	"	"	82	76	2	4	"	"	"	"	"	95	316
27	27	"	"	"	"	"	"	177	"	"	12	"	"	"	"	"	214	859
8	6	"	2	"	"	"	"	51	51	"	"	"	"	"	"	"	59	192
121	119	"	2	"	"	"	"	983	933	16	34	"	"	"	"	"	1,154	4,482

LATION.

217	84	59	50	15	4	3	2	5,339	3,939	608	587	55	8	1	141	5,814	111,273
212	145	39	27	"	1	"	"	10,253	6,239	1,889	1,327	627	145	17	9	10,629	114,688
612	573	32	7	"	"	"	"	4,165	3,899	226	40	"	"	"	"	4,799	10,844
121	119	"	2	"	"	"	"	983	933	16	34	"	"	"	"	1,154	4,482
1,162	921	130	86	15	5	3	2	20,740	15,010	2,739	1,988	682	153	18	150	22,396	241,287

III. PÊCHE EN BATEAU. — Renseignements sur le personnel (importance

QUARTIERS.	PORTS OU SYNDICATS.	DÉCOMPOSITION DU PERSONNEL DES BATEAUX DE PÊCHE.									Total.
		Capitaines ou patrons.	Seconds.	Officiers	Matelots.	Novices.	Mousses.	Mécaniciens.	Chauffeurs.	Soutiers.	
Dunkerque.....	Dunkerque.....	127	1	2	283	32	18	"	"	"	463
Gravelines.....	Gravelines.....	102	11	22	610	40	30	6	"	"	821
Calais.....	Calais.....	94	5	"	240	25	20	5	5	"	394
Boulogne-sur-Mer.	Boulogne-sur-Mer.....	318	108	27	3,285	164	227	255	328	19	4,791
	Étaples.....	92	"	"	217	55	43	"	"	"	407
	Berck-sur-Mer.....	59	"	"	251	13	21	"	"	"	344
	Le Crétot.....	50	"	"	75	8	10	"	"	"	143
	Saint-Valéry-sur-Somme.....	52	"	"	1	3	4	"	"	"	60
Dieppe.....	Cayeux-sur-Mer.....	34	"	"	65	3	3	"	"	"	103
	Le Tréport.....	45	3	"	103	13	11	3	9	"	187
	Dieppe.....	81	32	"	501	45	40	32	70	30	831
Fécamp.....	Saint-Valéry-en-Caux.....	23	"	"	51	9	5	"	"	"	88
	Saint-Pierre-en-Port.....	11	"	"	11	"	"	"	"	"	22
	Fécamp.....	131	32	26	1,366	60	54	36	56	12	1,773
Le Havre.....	Yport.....	26	"	"	130	26	20	"	"	"	202
	Étretat.....	38	"	"	70	10	12	"	"	"	125
Rouen.....	Le Havre.....	95	5	10	255	48	17	5	5	5	445
Rouen.....	Duclair.....	32	"	"	5	2	4	"	"	"	43
	Rouen.....	52	"	"	6	2	"	"	"	"	60
TOTAUX de la 1 ^{re} Section.....		1,457	257	87	7,525	558	539	342	473	66	11,304

RÉGION DE LA MER DU NORD ET DE LA MANCHE.

1^{re} SECTION. — Du quartier de Dunkerque au quartier de Rouen.

numérique, qualités, âge, industries exercées accessoirement).

QUALITÉS DES COMMANDANTS.	ÂGE DES MARINS PÊCHEURS (ÉTAT-MAJOR ET ÉQUIPAGE).					NOMBRE de MARINS exerçant accessoirement une autre industrie.	INDUSTRIES EXERCÉES PAR LES MARINS en dehors de la pêche.			
	Capitaines au long cours.	Capitaines au cabotage.	Marins titulaires d'autres brevets ou diplômes.	Patrons non brevetés.	Moins de 16 ans.			16 à 18 ans.	18 à 25 ans.	25 à 40 ans.
"	"	10	117	18	32	75	98	240	415	Cafetiers, journaliers, colporteurs
"	1	13	88	30	60	200	381	150	50	Employés aux travaux du port et travaux agricoles.
"	"	5	89	20	25	60	130	159	60	Dockers, cafetiers, marcyers.
"	6	107	145	227	164	452	1,440	2,508	720	Déchargement des bateaux.
"	"	"	92	43	55	46	143	120	34	Journaliers.
"	"	"	59	21	13	35	97	178	"	"
"	"	"	50	10	8	28	45	52	"	"
"	"	2	50	4	3	6	17	30	"	"
"	"	"	34	3	3	12	24	63	"	"
"	"	5	40	11	13	23	73	67	"	"
"	4	31	46	40	45	150	385	211	78	Journaliers.
"	2	2	19	4	10	10	30	34	"	"
"	"	"	11	"	"	"	"	22	"	"
"	28	13	90	54	60	75	895	689	115	Grégers, tonneliers, charpentiers.
"	"	"	26	20	30	40	50	62	"	"
"	"	"	33	7	15	30	40	33	1	Charpentier de navire.
"	5	15	75	17	48	72	125	183	"	"
"	"	"	32	1	2	4	1	35	"	"
"	"	"	52	"	2	6	6	46	"	"
TOTAUX de la 1 ^{re} Section.....		46	263	1,148	530	588	1,324	3,980	4,882	1,473

III. PÊCHE EN BATEAU. — Renseignements sur le personnel (importance

QUARTIERS.	PORTS OU SYNDICATS.	DÉCOMPOSITION DU PERSONNEL DES BATEAUX DE PÊCHE.								Total.	
		Capitaines ou patrons.	Seconds.	Officiers.	Matelots.	Novices.	Mousses.	Mécaniciens.	Chanfleurs.		Soutiers.
RÉGION DE LA MER DU											
2° SECTION. — Du quartier de											
Houffleur.....	Quillebeuf.....	32	"	"	17	7	6	"	"	"	62
	Houffleur.....	79	"	"	159	30	18	"	"	"	288
	Trouville.....	53	"	"	101	2	4	"	"	"	160
Caen.....	Dives.....	24	"	"	25	5	3	"	"	"	51
	Caen.....	2	"	"	"	"	"	"	"	"	2
	Quistreham.....	59	"	"	49	5	6	"	"	"	119
	Courseulles.....	36	"	"	43	3	5	"	"	"	87
	Port-en-Bessin.....	86	"	"	106	12	14	8	"	"	226
Grandcamp-les-Bains.....	109	"	"	160	12	23	"	"	"	304	
Cherbourg.....	La Hougue.....	144	"	"	260	24	11	1	"	"	440
	Barfleur.....	72	"	"	98	18	35	"	"	"	223
	Fermanville.....	44	"	"	40	3	5	"	"	"	92
	Cherbourg.....	99	5	"	124	26	28	5	5	5	297
	Omonville-la-Rogue.....	96	"	"	140	15	4	"	"	"	255
Granville.....	Blainville.....	85	"	"	36	2	"	"	"	"	123
	Regnéville.....	16	"	"	18	4	1	"	"	"	39
	Granville.....	193	4	8	110	25	10	"	"	"	350
Cancalle.....	Cancalle.....	324	1	2	299	66	112	"	"	"	804
	Le Vivier.....	17	"	"	11	1	"	"	"	"	29
TOTAUX de la 2° Section.....		1,570	10	10	1,796	260	285	14	5	5	3,955

numérique, qualités, âge, industries exercées accessoirement). [Suite.]

QUALITÉS DES COMMANDANTS.				ÂGE DES MARINS PÊCHEURS. (ÉTAT-MAJOR ET ÉQUIPAGE.)					NOMBRE de MARINS exerçant accés- soirement une autre industrie.	INDUSTRIES EXERCÉES PAR LES MARINS en dehors de la pêche.
Capitaines au long cours.	Capitaines au cabotage.	Marins titulaires d'autres brevets ou diplômes.	Patrons non brevetés.	Moins de 16 ans.	16 à 18 ans.	18 à 25 ans.	25 à 40 ans.	Plus de 40 ans.		
NORD ET DE LA MANCHE. (Suite.)										
Houffleur au quartier de Cancalle.										
"	"	2	30	6	7	9	16	24	"	"
"	"	"	79	18	30	43	53	142	"	"
"	"	2	51	2	4	3	32	119	20	Manœuvres sur chantiers.
"	"	"	24	3	5	6	21	22	28	Maçons, manœuvres, journaliers.
1	"	"	1	"	"	"	"	2	"	"
"	"	"	59	4	10	20	40	45	"	"
"	"	"	36	5	3	8	29	42	"	"
"	"	1	85	14	12	35	62	103	"	"
"	"	1	108	23	12	52	110	107	20	Journaliers.
"	"	"	144	24	50	46	170	150	"	"
"	"	"	72	32	21	10	27	133	"	"
"	"	"	44	5	3	22	24	38	2	Réparation des engins de pêche.
"	"	5	94	28	26	32	65	146	"	"
"	"	"	96	4	15	24	60	152	25	Cultivateurs.
"	"	"	85	"	2	14	29	78	105	Cultivateurs.
1	3	2	10	1	4	9	10	15	2	Cultivateurs.
2	6	6	179	10	25	45	185	85	60	Gréeurs, calfats, voiliers.
"	1	3	320	134	85	116	214	255	92	Cultivateurs.
"	"	"	17	"	1	4	6	18	16	Cultivateurs.
4	10	22	1,534	313	315	498	1,153	1,676	370	

III. PÊCHE EN BATEAU. — Renseignements sur le personnel (importance

QUARTIERS.	PORTS OU SYNDICATS.	DÉCOMPOSITION DU PERSONNEL DES BATEAUX DE PÊCHE.									Total.
		Capitaines ou patrons.	Seconds.	Officiers.	Matelots.	Novices.	Mousses.	Mécaniciens.	Chauffeurs.	Soutiers.	
RÉGION DE LA MER DU											
3° SECTION. — Du quartier de											
Saint-Malo.....	Saint-Malo.....	70	52	"	1,178	156	104	3	3	2	1,568
	Saint-Servan.....	72	30	30	782	50	30	"	"	"	984
	Saint-Suliac.....	109	"	"	44	2	4	"	"	"	159
	Pleurtuit.....	47	"	"	6	7	10	"	"	"	70
	Dinard.....	32	"	"	10	2	1	"	"	"	45
Dinan.....	Pleudihen.....	35	"	"	12	2	1	"	"	"	50
	Plouër.....	19	"	"	6	3	"	"	"	"	26
	Saint-Jacut.....	36	"	"	67	10	12	"	"	"	125
	Dinan.....	7	"	"	5	2	"	"	"	"	14
Saint-Brieuc.....	Plévenon.....	51	"	"	62	12	23	"	"	"	148
	Pléneuf-Dahouet.....	54	1	1	50	8	11	"	"	"	125
	Saint-Brieuc.....	27	3	3	141	20	19	9	9	3	234
	Le Légué.....	27	"	"	165	18	21	"	"	"	231
Binic.....	Binic.....	15	"	"	12	5	7	"	"	"	39
	Portrieux.....	38	"	"	30	9	2	"	"	"	70
Paimpol.....	Plouha.....	15	"	"	23	3	1	"	"	"	42
	Plouézec.....	32	"	"	40	6	7	"	"	"	85
	Paimpol.....	188	8	24	736	54	96	"	"	"	1,106
	Pontrieux.....	28	"	"	25	"	4	"	1	"	58

numérique, qualités, âge, industries exercées accessoirement). [Suite.]

QUALITÉS DES COMMANDANTS.	ÂGE DES MARINS PÊCHEURS (ÉTAT-MAJOR ET ÉQUIPAGE).					NOMBRE de MARINS exerçant accessoirement une autre industrie.	INDUSTRIES EXERCÉES PAR LES MARINS en dehors de la pêche.			
	Capitaines au long cours.	Capitaines au cabotage.	Marins titulaires d'autres brevets ou diplômes.	Patrons non brevetés.	Moins de 16 ans.			16 à 18 ans.	18 à 25 ans.	25 à 40 ans.
NORD ET DE LA MANCHE. (Suite.)										
Saint-Malo au quartier du Conquet.										
"	52	"	18	104	156	300	800	208	"	"
"	30	2	40	30	50	265	380	269	"	"
3	14	3	89	4	3	28	51	73	"	"
"	1	4	42	10	7	"	8	45	25	Charpentiers, calfaçs.
"	"	"	32	1	2	1	9	32	25	Charpentiers, calfaçs.
"	1	"	34	1	2	3	11	33	"	"
"	"	"	19	"	3	2	16	7	"	"
"	"	"	36	12	10	9	64	30	1	Mareyeur.
"	"	"	7	2	"	1	4	7	"	"
"	"	"	51	23	12	3	52	58	"	"
3	2	2	47	11	8	15	37	54	90	Cultivateurs.
3	"	"	24	19	23	57	91	44	77	Cultivateurs.
"	"	"	27	27	16	13	35	140	"	"
"	"	"	15	7	5	"	14	13	"	"
2	1	1	34	2	9	14	19	35	"	"
"	"	"	15	1	3	3	15	20	4	Cultivateurs.
"	"	"	32	7	6	8	14	50	42	Cultivateurs.
"	14	9	165	96	54	115	460	381	510	Cultivateurs.
"	"	"	28	4	2	6	18	28	"	"

QUARTIERS.	PORTS OU SYNDICATS.	DÉCOMPOSITION DU PERSONNEL DES BATEAUX DE PÊCHE.								Total.
		Capitaines ou patrons.	Seconds.	Officiers.	Matelots.	Novices.	Mousses.	Mécaniciens.	Chauffeurs.	

RÉGION DE LA MER DU

3^e SECTION. — Du quartier de

Tréguier.....	Pleubian.....	88	"	"	30	18	20	"	"	"	156
	Tréguier.....	83	"	"	130	30	16	"	"	"	259
	Port-Blanc.....	43	"	"	44	19	8	"	"	"	114
Lannion.....	Ferros-Guirec.....	66	"	"	65	15	12	"	"	"	153
	Pleumeur-Bodou.....	82	"	"	75	22	25	"	"	"	204
	Lannion.....	80	"	"	70	30	20	"	"	"	200
Morlaix.....	Plougasnou.....	56	"	"	182	18	28	"	"	"	284
	Morlaix.....	68	"	"	82	17	40	"	"	"	207
	Roscoff.....	190	"	"	221	63	37	1	"	"	512
	Plounéour-Trez.....	113	"	"	90	21	10	"	"	"	234
Le Conquet.....	Plouguerneau.....	265	"	"	397	72	43	"	"	"	777
	L'Aberwrach.....	244	2	"	297	65	61	"	"	"	660
	Porspoder.....	196	"	"	172	30	12	"	"	"	410
	Ouessant.....	85	"	"	78	24	40	"	"	"	227
	Molène (He).....	46	"	"	96	9	14	"	"	"	165
	Le Conquet.....	167	"	"	200	30	27	"	"	"	424
TOTAUX de la 3 ^e Section.....		2,774	96	58	5,623	852	766	13	13	5	10,200

RÉCAPITULATION DE LA MER

1 ^{re} Section.....	1,457	257	87	7,525	558	539	342	473	66	11,304
2 ^e Section.....	1,570	10	10	1,796	260	285	14	5	5	3,955
3 ^e Section.....	2,774	96	58	5,623	852	766	13	13	5	10,200
TOTAUX de la région de la mer du Nord et de la Manche.....	5,801	363	155	14,944	1,670	1,590	369	401	76	25,459

QUALITÉS DES COMMANDANTS.	ÂGE DES MARINS PÊCHEURS. (ÉTAT-MAJOR ET ÉQUIPAGE.)					NOMBRE de MARINS exerçant accessoirement une autre industrie.	INDUSTRIES EXERCÉES PAR LES MARINS en dehors de la pêche.	
	Capitaines au long cours.	Capitaines au cabotage.	Marins titulaires d'autres brevets ou diplômes.	Patrons non brevetés.	Moins de 16 ans.			16 à 18 ans.

NORD ET DE LA MANCHE. (Suite et fin.)

Saint-Malo au quartier du Conquet. (Suite et fin.)

"	3	"	85	20	18	5	25	88	15	Cultivateurs.
"	"	"	83	16	30	46	89	78	9	Idem.
"	"	"	43	8	19	12	40	35	2	Idem.
1	6	3	56	12	15	19	22	90	2	Constructeurs de navires.
"	2	2	78	25	22	13	20	124	"	"
"	"	"	80	20	30	40	50	60	10	Cultivateurs.
"	"	"	56	28	18	8	50	180	"	"
"	"	7	61	40	17	28	52	70	"	"
"	"	1	189	37	63	128	200	84	47	Cultivateurs.
"	"	"	113	10	21	45	80	78	"	"
"	"	"	265	43	72	160	300	202	200	Cultivateurs.
"	"	3	241	61	65	168	253	122	150	Idem.
"	"	"	196	12	30	75	115	178	263	Idem.
"	"	"	85	40	24	10	38	115	227	Idem.
"	"	"	46	14	9	50	40	52	"	"
"	"	"	167	27	30	52	171	144	46	Cultivateurs.
12	126	37	2,599	774	854	1,702	3,643	3,227	1,965	

DU NORD ET DE LA MANCHE.

"	46	263	1,148	530	588	1,324	3,980	4,882	1,473
4	10	22	1,534	313	315	498	1,153	1,676	370
12	126	37	2,599	774	854	1,702	3,643	3,227	1,965
16	182	322	5,281	1,617	1,757	3,524	8,776	9,785	3,808

III. PÊCHE EN BATEAU. — Renseignements sur le personnel (importance

QUARTIERS.	PORTS OU SYNDICATS.	DÉCOMPOSITION DU PERSONNEL DES BATEAUX DE PÊCHE.									
		Capitaines ou patrons.	Seconds.	Officiers.	Matelots.	Novices.	Mousses.	Mécaniciens.	Chauffeurs.	Soutiers.	Total.
RÉGION DE											
L'OCÉAN.											
1 ^{re} SECTION. — Du quartier de Brest											
Brest.....	Brest.....	50	1	"	148	26	34	2	4	"	265
Brest.....	Plougastel-Daoulas.....	82	"	"	258	42	33	"	"	"	415
Brest.....	Le Faou.....	70	"	"	172	33	35	"	"	"	310
Camaret.....	Camaret.....	220	"	"	1,099	134	67	"	"	"	1,520
Camaret.....	Crozon.....	105	"	"	428	62	66	"	"	"	661
Douarnenez.....	Port-Launay.....	15	"	"	4	"	"	"	"	"	19
Douarnenez.....	Douarnenez.....	725	"	"	3,000	720	608	"	"	"	5,033
Audierne.....	Île de Sein.....	82	"	"	178	24	25	"	"	"	309
Audierne.....	Audierne.....	525	"	"	2,362	518	471	"	"	"	3,876
Guilvinec.....	Penmarch.....	254	"	"	745	140	135	"	"	"	1,274
Guilvinec.....	Guilvinec.....	496	"	"	1,350	130	150	"	"	"	2,126
Guilvinec.....	Loctudy.....	221	"	"	360	45	48	"	5	"	674
Guilvinec.....	Quimper.....	99	"	"	284	100	52	"	"	"	535
Concarneau.....	Concarneau.....	516	"	"	1,820	232	297	"	"	"	2,865
Concarneau.....	Doëlan.....	256	"	"	465	94	80	"	"	"	895
Lorient.....	Lorient.....	205	35	"	570	105	140	35	70	70	1,230
Lorient.....	Port-Louis.....	396	"	"	1,484	140	135	"	"	"	2,165
Groix.....	Groix.....	375	"	"	975	105	175	"	"	"	1,630
Groix.....	Étel.....	246	"	"	947	128	124	"	"	"	1,445
Groix.....	Quiberon.....	114	"	"	239	41	18	"	"	"	412
Groix.....	La Trinité-sur-Mer.....	30	"	"	20	4	6	"	"	"	70
Auray.....	Auray.....	113	"	"	145	46	51	"	"	"	355
Auray.....	Larmor-Baden.....	28	"	"	8	6	7	"	"	"	49
Auray.....	Houat.....	30	"	"	35	5	8	"	"	"	78
Auray.....	Hoëdic.....	38	"	"	75	11	9	"	"	"	133

numérique, qualités, âge, industries exercées accessoirement). [Suite.]

QUALITÉS DES COMMANDANTS.	ÂGE DES MARINS PÊCHEURS (ÉTAT-MAJOR ET ÉQUIPAGE).					NOMBRE de MARINS exerçant accessoirement une autre industrie.	INDUSTRIES EXERCÉES PAR LES MARINS en dehors de la pêche.			
	Capitaines au long cours.	Capitaines au cabotage.	Marins titulaires d'autres brevets ou diplômes.	Patrons non brevetés.	Moins de 16 ans.			16 à 18 ans.	18 à 25 ans.	25 à 40 ans.
"	1	2	47	34	26	45	100	60	"	"
"	"	60	22	33	42	93	200	47	300	Agriculteurs.
"	"	"	70	35	33	80	105	57	60	Idem.
1	"	8	211	67	134	225	624	470	155	Cultivateurs; employés à la construction de navires.
"	"	"	105	66	62	100	300	133	661	Cultivateurs et charpentiers.
"	"	"	15	"	"	"	11	8	8	Agriculteurs.
"	"	41	684	608	720	900	1,563	1,262	46	Soutiers, terrassiers.
"	"	"	82	25	24	31	105	124	9	Expéditeurs de poisson, charpentiers.
"	"	4	521	482	519	702	1,021	1,152	1,925	Cultivateurs.
"	"	"	254	135	140	150	415	425	142	Journaliers.
"	"	"	496	150	130	600	620	626	"	"
"	"	12	209	48	45	99	178	304	70	Cultivateurs.
"	"	5	87	52	102	43	153	185	88	Idem.
"	"	4	512	297	232	227	1,342	767	593	Idem.
"	"	3	253	80	94	153	270	298	600	Idem.
"	25	10	170	140	105	200	600	185	75	Idem.
"	"	4	392	135	140	230	750	900	12	Idem.
"	"	62	313	175	105	150	720	480	"	"
"	"	"	246	117	124	134	228	842	107	Ostréiculteurs.
"	"	"	114	18	41	40	85	228	"	"
"	"	"	40	6	4	"	"	60	"	"
"	"	4	109	51	46	22	67	169	48	Idem.
"	1	"	27	7	6	"	10	26	20	Idem.
"	"	"	30	8	5	6	31	28	"	"
"	"	"	38	9	11	29	34	50	"	"

III. PÊCHE EN BATEAU. — Renseignements sur le personnel (importance

QUARTIERS.	PORTS OU SYNDICATS.	DÉCOMPOSITION DU PERSONNEL DES BATEAUX DE PÊCHES.								Total.	
		Capitaines ou patrons.	Seconds.	Officiers.	Matelots.	Novices.	Mousses.	Mécaniciens.	Chauffeurs.		Soutiers.
RÉGION DE											
1 ^{re} SECTION. — Du quartier de Brest											
Vannes	L'Île-aux-Moines	52	"	"	9	1	2	"	"	"	64
	Séné.	166	"	"	91	26	33	"	"	"	316
	Port-Navalo	30	"	"	14	4	15	"	"	"	63
	Dangan	16	"	"	17	1	2	"	"	"	36
	La Roche-Bernard	46	"	"	22	6	5	"	"	"	79
	Redon	8	"	"	1	"	"	"	"	"	9
Vannes	8	"	"	19	1	1	"	"	"	29	
Belle-Île	Sauzon	62	"	"	78	6	4	"	"	"	150
	Le Palais	75	"	"	290	30	20	"	"	"	415
Le Croisic	Piriac-sur-Mer	46	"	"	68	7	6	"	"	"	127
	La Turballe	78	"	"	210	17	27	3	9	4	348
	Le Croisic	68	"	"	150	14	18	"	"	"	250
	Le Pouliguen	20	"	"	13	"	"	"	"	"	33
Saint-Nazaire	Saint-Nazaire	51	"	"	140	10	2	8	12	8	231
	Donges	10	"	"	9	"	"	"	"	"	19
	Paimbœuf	33	"	"	16	"	"	"	"	"	49
Nantes	Basse-Indre	120	"	"	90	10	6	"	"	"	226
	Nantes	243	"	"	48	7	1	"	"	"	299
	Pornic	74	"	"	23	7	21	"	"	"	125
Noirmoutier	Noirmoutier	99	"	"	156	55	44	"	"	"	354
	Barbâtre	48	"	"	30	12	14	"	"	"	104
	Beauvoir-sur-Mer	92	"	"	62	12	9	"	"	"	175
	Île d'Yeu	273	"	"	352	55	70	"	"	"	750
TOTAUX de la 1 ^{re} Section		7,019	36	"	19,079	3,172	3,074	48	95	82	32,605

numérique, qualités, âge, industries exercées accessoirement). [Suite.]

QUALITÉS DES COMMANDANTS.	ÂGE DES MARINS PÊCHEURS. (ÉTAT-MAJOR ET ÉQUIPAGE.)					NOMBRE de MARINS exerçant accessoirement une autre industrie.	INDUSTRIES EXERCÉES PAR LES MARINS en dehors de la pêche.				
	Capitaines au long cours.	Capitaines au cabotage.	Marins titulaires d'autres brevets ou diplômes.	Patrons non brevetés.	Moins			16	18	25	Plus
					de			à	à	à	de
				16	18	25	40	40	ans.		
				ans.	ans.	ans.	ans.	ans.			
L'Océan. (Suite et fin.)											
au quartier de Noirmoutier. (Suite.)											
	1	2	1	48	2	1	2	11	48	35	Ostréiculteurs, cultivateurs.
	"	4	"	162	33	26	31	84	142	5	Ostréiculteurs.
	"	1	1	28	15	4	"	9	35	28	Cultivateurs.
	"	"	"	16	2	1	7	10	16	30	Commerce de coquillages.
	"	"	"	46	5	7	11	21	35	2	Hôteliers, débitants.
	"	"	"	8	"	"	1	3	5	"	"
	1	"	"	7	1	1	2	20	5	"	"
	"	"	"	62	4	6	15	20	105	"	"
	"	"	"	75	20	30	80	110	175	8	Épiciers, débitants.
	5	3	"	38	6	7	12	23	79	"	"
	"	"	11	67	27	17	24	122	158	"	"
	1	"	12	55	18	14	60	92	66	"	"
	"	"	5	15	"	"	"	19	14	"	"
	"	1	3	47	2	10	30	75	105	50	Manœuvres.
	"	"	"	10	"	"	5	11	3	5	Idem.
	"	"	"	33	"	"	"	5	44	"	"
	"	"	"	120	6	10	12	50	148	"	"
	"	"	"	243	1	7	26	42	223	"	"
	"	"	"	74	25	6	7	59	28	2	Marchands de poisson.
	"	"	3	96	44	55	68	89	98	"	"
	"	"	"	48	14	12	11	28	39	70	Agriculteurs.
	"	"	"	92	9	12	29	58	67	"	"
	"	"	4	269	70	55	118	288	219	"	"
	9	43	261	6,706	3,082	3,171	4,828	10,781	10,743	5,104	

III. PÊCHE EN BATEAU. — Renseignements sur le personnel (importance

QUARTIERS.	PORTS OU SYNDICATS.	DÉCOMPOSITION DU PERSONNEL DES BATEAUX DE PÊCHE.								Total.	
		Capitaines ou patrons.	Seconds.	Officiers.	Matelots.	Novices.	Mousses.	Mécaniciens.	Chauffeurs.		Sottiers.
RÉGION DE											
2° SECTION. — Du quartier des Sables-											
Les Sables-d'Olonne	Saint-Gilles-sur-Vie.....	212	"	"	453	45	32	"	"	"	762
	Les Sables-d'Olonne.....	373	"	"	868	41	38	"	"	"	1,320
La Rochelle.....	L'Aiguillon-sur-Mer.....	88	"	"	25	4	6	"	"	"	123
	Marans.....	180	"	"	54	10	12	"	"	"	256
	La Rochelle.....	399	53	4	614	156	160	51	153	"	1,500
	Saint-Martin-de-Ré.....	21	"	"	20	3	2	"	"	"	46
	La Flotte.....	60	"	"	84	9	9	"	"	"	162
Île d'Oléron.....	Le Château d'Oléron.....	127	"	"	123	28	30	"	"	"	308
Rochefort.....	Fouras.....	48	"	"	50	"	2	"	"	"	100
	Rochefort.....	13	3	6	197	19	1	9	12	"	260
Marennes.....	Marennes.....	65	"	"	40	15	10	"	"	"	130
	La Tremblade.....	130	"	"	80	16	14	"	"	"	240
	Royan.....	48	"	"	58	8	4	"	"	"	118
TOTAUX de la 2° Section.....		1,764	50	10	2,660	354	340	60	165	"	5,415

numérique, qualités, âge, industries exercées accessoirement). [Suite.]

QUALITÉS DES COMMANDANTS.	ÂGE DES MARINS PÊCHEURS. (ÉTAT-MAJOR ET ÉQUIPAGE.)					NOMBRE de MARINS exerçant accessoirement une autre industrie.	INDUSTRIES EXERCÉES PAR LES MARINS en dehors de la pêche.				
	Capitaines au long cours.	Capitaines au cabotage.	Marins titulaires d'autres brevets ou diplômes.	Patrons non brevetés.	Moins de 16 ans.			16 à 18 ans.	18 à 25 ans.	Plus de 25 ans.	
L'Océan. (Suite.)											
d'Olonne au quartier de Marennes.											
"	"	"	"	212	52	45	60	280	325	15	Cultivateurs.
"	"	"	"	373	38	41	85	380	776	15	Charpentiers; manoeuvres.
"	"	"	"	88	6	4	15	28*	70	90	Mytiliculteurs.
"	"	"	"	180	12	10	40	65	129	143	Cultivateurs.
"	7	48	344	160	156	103	641	530	200	200	Mytiliculteurs, ostréiculteurs, agriculteurs.
"	1	2	18	2	3	6	20	15	20	20	Idem.
"	"	"	60	9	9	24	30	90	30	30	Idem.
"	"	"	6	121	30	28	45	115	90	200	Idem.
"	"	"	48	2	"	12	30	56	"	"	"
3	"	"	10	1	26	57	108	68	20	20	Cultivateurs.
"	"	2	63	10	15	20	30	55	120	120	Ostréiculteurs et mytiliculteurs.
"	"	6	124	14	16	30	60	120	200	200	Idem.
"	"	2	46	4	8	8	66	32	"	"	"
TOTAUX		3	8	66	1,687	340	361	505	1,853	2,356	1,053

III. PÊCHE EN BATEAU. — Renseignements sur le personnel (importance

QUARTIERS.	PORTS OU SYNDICATS.	DÉCOMPOSITION DU PERSONNEL DES BATEAUX DE PÊCHE.									
		Capitaines ou patrons.	Seconds.	Officiers.	Matelots.	Novices.	Mousses.	Mécaniciens.	Chauffeurs.	Soutiers.	Total.
RÉGION DE L'Océan.											
3° SECTION. — Du quartier de											
Pauillac.....	Blaye.....	55	"	"	18	5	2	"	"	"	80
	Pauillac.....	12	"	"	6	2	"	"	"	"	20
	Le Verdon.....	72	"	"	32	8	"	"	"	"	112
Bordeaux.....	Branne.....	120	"	"	15	4	"	"	"	"	139
	Libourne.....	160	"	"	14	2	4	"	"	"	180
	Podensac.....	52	"	"	51	1	2	"	"	"	106
	Bordeaux.....	183	4	"	118	4	4	4	32	16	365
Arcachon.....	Arès.....	250	"	"	84	4	3	"	"	"	341
	Gujan-Mestras.....	100	"	"	613	12	9	"	"	"	734
	La Teste.....	203	"	"	72	9	6	"	"	"	290
	Arcachon.....	86	34	6	514	29	35	34	109	"	847
Bayonne.....	Capbreton.....	20	"	"	56	10	6	2	"	"	94
	Port-de-Lanne.....	90	"	"	175	2	1	"	"	"	268
	Urt.....	120	"	"	114	37	12	"	"	"	283
	Bayonne.....	176	"	"	160	55	30	17	"	"	438
	Saint-Jean-de-Luz.....	117	2	"	314	19	11	30	20	"	513
TOTAUX de la 3° Section.....		1,816	40	6	2,356	203	125	87	161	16	4,810

RÉCAPITULATION DE

1 ^{re} Section.....	7,019	36	"	19,079	3,172	3,074	48	95	82	32,615
2 ^e Section.....	1,764	56	10	2,666	354	340	60	165	"	5,415
3 ^e Section.....	1,816	40	6	2,356	203	125	87	161	16	4,810
TOTAUX de la Région de l'Océan.....	10,599	132	16	24,101	3,729	3,539	195	421	98	42,830

numérique, qualités, âge, industries exercées accessoirement). [Suite.]

QUALITÉS DES COMMANDANTS.	ÂGE DES MARINS-PÊCHEURS. (ÉTAT-MAJOR ET ÉQUIPAGE.)					NOMBRE de MARINS exerçant accés- soirement une autre industrie.	INDUSTRIES EXERCÉES PAR LES MARINS en dehors de la pêche.			
	Capitaines au long cours.	Capitaines au cabotage.	Marins titulaires d'autres brevets ou diplômes.	Patrons non brevetés.	Moins de 16 ans.			16 à 18 ans.	18 à 25 ans.	25 à 40 ans.
L'Océan. (Suite et fin.)										
Pauillac au quartier de Bayonne.										
"	"	2	53	2	5	12	23	38	"	"
"	"	"	12	"	2	4	6	8	"	"
"	"	"	72	"	8	17	39	48	"	"
"	"	"	120	1	4	6	35	93	80	Viticulteurs, cultivateurs.
"	"	"	160	4	2	10	48	116	35	Cultivateurs, charpentiers.
"	"	"	52	2	1	6	20	77	30	Vignerons.
1	1	48	133	15	14	40	136	160	170	Manœuvres.
"	"	"	250	3	4	14	99	221	100	Employés dans les pins.
"	"	1	99	9	12	60	397	256	37	Ostréiculteurs.
"	"	12	191	4	9	28	69	180	55	Idem.
3	2	43	38	35	29	118	142	523	112	Idem.
"	"	"	20	6	10	20	36	22	24	Bouhonnières, résiniers.
"	"	"	90	1	2	13	85	167	248	Cultivateurs, charpentiers, manœuvres.
"	"	"	120	12	37	54	88	92	283	Idem.
"	"	"	176	30	55	35	62	256	325	Idem.
"	"	30	87	11	19	90	184	209	"	"
4	3	136	1,673	135	213	527	1,469	2,466	1,499	

LA RÉGION DE L'Océan.

9	43	261	6,706	3,082	3,171	4,828	10,781	10,743	5,104
3	8	66	1,687	340	361	505	1,853	2,356	1,053
4	3	136	1,673	135	213	527	1,469	2,466	1,499
16	54	463	10,066	3,557	3,745	5,860	14,103	15,565	7,656

III. PÊCHE EN BATEAU. — Renseignements sur le personnel (importance

QUARTIERS.	PORTS OU SYNDICATS.	DÉCOMPOSITION DU PERSONNEL DES BATEAUX DE PÊCHE.								Total.	
		Capitaines ou patrons.	Seconds.	Officiers.	Matelots.	Novices.	Monasses.	Mécaniciens.	Chaudriers.		Soutiers.
RÉGION DE LA MÉDITERRANÉE.											
1 ^{re} SECTION. — Du quartier de Port-Vendres											
Port-Vendres....	Banyuls-sur-Mer.....	77	"	"	175	6	10	"	"	"	268
	Port-Vendres.....	10	"	"	18	3	1	"	"	"	32
	Collioure.....	72	"	"	296	10	16	"	"	"	394
Narbonne.....	Saint-Laurent-de-la-Salanque.	151	"	"	231	49	23	"	"	"	451
	Leucate.....	80	"	"	43	2	1	"	"	"	126
	La Nouvelle.....	48	"	"	12	4	1	"	"	"	65
	Valras-la-Plage.....	103	"	"	50	7	13	"	"	"	173
	Narbonne.....	50	"	"	4	1	2	"	"	"	57
	Gruissan.....	70	"	"	37	9	5	"	"	"	121
Cette.....	Agde.....	183	"	"	195	8	11	2	2	"	401
	Mèze.....	268	"	"	12	10	12	"	"	"	302
	Cette.....	292	"	"	568	38	26	"	"	"	924
	Palavas.....	213	"	"	14	6	4	"	"	"	237
Martigues.....	Aigues-Mortes.....	176	"	"	73	11	17	"	"	"	277
	Port-Louis.....	18	"	"	14	4	2	"	"	"	38
	Arles.....	32	"	"	5	3	1	"	"	"	41
	Port-de-Bouc.....	21	"	"	35	1	3	4	4	"	68
	Berre.....	31	"	"	16	3	"	"	"	"	50
Martigues.....	Martigues.....	392	"	"	580	28	25	8	8	"	1,041
	TOTAUX de la 1 ^{re} Section.....	2,287	"	"	2,378	203	173	14	14	"	5,069

numérique, qualités, âge, industries exercées accessoirement). [Suite.]

QUALITÉS DES COMMANDANTS.	ÂGE DES MARINS PÊCHEURS (ÉTAT-MAJOR ET ÉQUIPAGES).					NOMBRE de MARINS exerçant accés- soirement une autre industrie.	INDUSTRIES EXERCÉES PAR LES MARINS en dehors de la pêche.				
	Capitaines au long cours.	Capitaines au cabotage.	Marins titulaires d'autres brevets ou diplômes.	Patrons non brevetés.	Moins de 16 ans.			16 à 18 ans.	18 à 25 ans.	25 à 40 ans.	Plus de 40 ans.
(FRANCE ET CORSE.)											
au quartier de Martigues.											
"	"	"	"	77	10	6	42	130	80	25	Torrassiers, vignerons.
"	"	"	"	10	1	3	7	15	6	22	Dockers.
"	"	"	"	72	16	10	45	128	195	45	Vignerons, employés dans ateliers de salaisons.
"	"	"	"	151	23	49	47	132	203	200	Agriculteurs.
"	"	"	"	80	1	2	4	50	69	38	Viticulteurs.
"	"	"	"	48	"	4	7	18	36	"	"
"	"	"	"	103	13	7	20	73	60	1	Vigierons.
"	"	"	"	50	2	1	"	30	24	"	"
"	"	"	"	70	5	9	22	34	51	47	Idem.
"	"	"	"	9	174	11	8	41	100	80	Idem.
"	"	"	"	268	12	10	82	113	85	50	Agriculteurs, dockers.
"	"	"	"	292	26	38	396	316	148	105	Idem.
"	"	"	"	213	4	6	25	69	133	"	"
"	"	"	"	176	17	11	81	49	119	18	Cultivateurs.
"	"	"	"	18	2	4	3	13	16	4	Dockers.
"	"	"	"	32	1	3	6	16	15	"	"
"	1	3	17	3	"	2	12	51	"	"	"
"	1	"	30	"	3	4	15	28	4	4	Agriculteurs, journaliers.
"	8	6	378	30	45	244	380	342	3	3	Chantiers de réparations.
"	10	18	2,259	177	219	1,078	1,693	1,902	642		

III. PÊCHE EN BATEAU. — Renseignements sur le personnel (importance

QUARTIERS.	PORTS OU SYNDICATS.	DÉCOMPOSITION DU PERSONNEL DES BATEAUX DE PÊCHE.								Total.	
		Capitaines ou patrons.	Secunds.	Officiers.	Matelots.	Novices.	Monsses.	Mécaniciens.	Chauffeurs.		Soutiers.
RÉGION DE LA MÉDITERRANÉE.											
2 ^e SECTION. — Du quartier de Marseille											
Marseille	Carry-le-Rouet	48			13	3	1				65
	L'Estaque	92			70	11	5				178
	Marseille	432			443	28	15	14	16	4	952
	Mazargues	68			15	12	10				105
La Ciotat	Cassis	53			20	7	10				90
	La Ciotat	67			99	12	10				188
	Bandol	71			10	2	1				84
Toulon	La Seyne	232			184	22	14				452
	Toulon	242			160	30	40				472
	Vieux-Salins-Hyères	100			188	21	17				326
Saint-Tropez	Saint-Tropez	155			140	25	25				345
	Saint-Raphaël	60			40	6	5				111
Antibes	Cannes	106			110	2					218
	Le Golfe-Juan	40			5	1	1				47
	Antibes	65			34	2	2				103
	Cros-de-Cagne	39			61	12	10				122
Nice	Nice	56			133	1	4				194
	Villefranche-sur-Mer	140			68	6	4				218
	Menton	26			27	2	1				56
TOTAUX de la 2 ^e Section		2,092			1,820	205	175	14	16	4	4,326

numérique, qualités, âge, industries exercées accessoirement). [Suite.]

QUALITÉS DES COMMANDANTS.	ÂGE DES MARINS PÊCHEURS. (ÉTAT-MAJOR ET ÉQUIPAGE.)					NOMBRE de MARINS exerçant accessoirement une autre industrie.	INDUSTRIES EXERCÉES PAR LES MARINS en dehors de la pêche.			
	Capitaines au long cours.	Capitaines au cabotage.	Marins titulaires d'autres brevets ou diplômes.	Patrons non brevetés.	Moins de 16 ans.			16 à 18 ans.	18 à 25 ans.	25 à 40 ans.
(FRANCE ET CORSE.) [Suite.]										
au quartier de Nice.										
"	"	"	48	1	3	4	16	41	"	"
"	"	"	92	5	11	14	65	83	22	Manœuvres.
"	"	12	420	15	48	185	264	440.	"	"
"	"	"	68	10	12	48	20	15	"	"
"	"	"	2	51	10	7	25	22	17	Dockers.
"	"	"	67	10	12	20	30	66	"	"
"	"	"	71	1	2	8	12	61	16	Fleuristes.
"	"	"	232	18	30	79	93	232	"	"
"	"	"	242	40	30	62	95	245	"	"
"	"	3	97	17	21	29	78	181	25	Cultivateurs, journaliers.
"	"	"	155	25	25	22	160	113	52	Ouvriers d'usines.
"	"	2	58	5	6	12	34	54	15	Dockers.
"	"	4	102	"	2	40	60	116	"	"
"	"	"	40	1	1	10	15	20	"	"
"	"	"	65	2	2	10	41	48	"	"
"	"	"	39	10	12	14	26	60	8	Cultivateurs.
"	"	"	56	4	1	31	68	90	110	Employés dans les casinos et théâtres.
"	"	"	140	4	6	28	57	123	72	Promenades en mer.
"	"	"	26	1	2	7	13	33	12	Employés dans les casinos.
"	"	23	2,069	179	233	648	1,219	2,047	349	

III. PÊCHE EN BATEAU. — Renseignements sur le personnel (importance

QUARTIERS.	PORTS OU SYNDICATS.	DÉCOMPOSITION DU PERSONNEL DES BATEAUX DE PÊCHE.								Total.
		Capitaines ou patrons.	Second.	Officiers.	Matelots.	Novices.	Mousses.	Mécaniciens.	Chauffeurs.	

RÉGION DE LA MÉDITERRANÉE.

3^e SECTION. — Du quartier de Bastia

Bastia	Bastia	99	"	"	134	60	33	"	"	"	326
	Macinaggio	29	"	"	29	11	22	"	"	"	91
	Canari	15	"	"	9	6	5	"	"	"	35
	Île-Rousse	20	"	"	23	7	14	"	"	"	64
	Calvi	33	"	"	55	14	18	"	"	"	120
Ajaccio	Ajaccio	159	"	"	168	93	52	"	"	"	472
	Propriano	22	"	"	14	5	4	"	"	"	45
	Bonifacio	41	"	"	65	14	20	"	"	"	140
TOTAUX de la 3 ^e Section		418	"	"	497	210	168	"	"	"	1,293

RÉCAPITULATION DE LA

1 ^{re} Section	2,287	"	"	2,378	203	173	14	14	"	5,069
2 ^e Section	2,092	"	"	1,820	205	175	14	16	4	4,396
3 ^e Section	418	"	"	497	210	168	"	"	"	1,293
TOTAUX de la Région	4,797	"	"	4,695	618	516	28	30	4	10,668

numérique, qualités, âges, industries exercées accessoirement). [Suite.]

QUALITÉS DES COMMANDANTS.	ÂGE DES MARINS PÊCHEURS. (ÉTAT-MAJOR ET ÉQUIPAGE.)					NOMBRE de MARINS exerçant accés- soirement une autre industrie.	INDUSTRIES EXERCÉES PAR LES MARINS en dehors de la pêche.	
	Capitaines au long cours.	Capitaines au cabotage.	Marins titulaires d'autres brevets ou diplômes.	Patrons non brevetés.	Moins de 16 ans.			16 à 18 ans.

(FRANCE ET CORSE.) [Suite et fin.]

au quartier d'Ajaccio.

"	"	"	"	99	33	60	57	81	95	"	"
"	"	"	"	29	22	11	7	33	18	"	"
"	"	"	"	15	5	6	7	8	9	"	"
"	"	"	"	20	14	7	14	16	13	"	"
"	"	1	"	32	18	14	20	45	23	"	"
"	"	"	"	159	52	93	71	113	143	"	"
"	"	"	"	22	4	5	7	14	15	"	"
"	"	"	"	41	20	14	25	38	43	"	"
"	"	1	"	417	168	210	208	348	359	"	"

RÉGION DE LA MÉDITERRANÉE.

"	10	18	2,259	177	219	1,078	1,693	1,902	642
"	"	23	2,069	179	233	648	1,219	2,047	349
"	"	1	417	168	210	208	348	359	"
"	10	42	4,745	524	662	1,934	3,260	4,308	991

III. PÊCHE EN BATEAU. — Renseignements sur le personnel (importance

QUARTIERS.	PORTS OU SYNDICATS.	DÉCOMPOSITION DU PERSONNEL DES BÂTIMENTS DE PÊCHE.									
		Capitaines ou patrons.	Seconds.	Officiers.	Matelots.	Novices.	Mousses.	Mécaniciens.	Chauffeurs.	Soutiers.	Total.
RÉGION DE											
Bône.....	La Calle.....	41	"	"	93	12	11	"	"	"	157
	Bône.....	147	"	"	183	14	10	2	4	"	360
	Philippeville.....	66	"	"	412	13	13	8	16	"	528
Philippeville.....	Collo.....	18	"	"	68	3	2	"	"	"	91
	Djidjelli.....	27	"	"	84	1	1	"	"	"	113
	Bougie.....	47	"	"	158	3	4	2	4	"	218
	Dellys.....	25	"	"	55	7	2	"	"	"	89
Alger.....	Alger.....	211	"	"	428	30	70	16	32	"	787
	Castiglione.....	105	"	"	240	20	31	"	"	"	396
	Cherchell.....	30	"	"	95	2	"	2	6	"	135
	Ténès.....	22	"	"	65	3	5	2	4	"	101
	Mostaganem.....	47	"	"	120	10	9	4	4	"	194
Oran.....	Arzew.....	93	"	"	279	40	47	4	8	"	471
	Oran.....	214	"	"	717	353	193	20	40	"	1,537
	Nemours.....	50	"	"	294	10	6	"	"	"	369
TOTAUX de l'Algérie.....		1,152	"	"	3,291	521	404	60	118	"	5,546

RÉCAPITU

Région de la mer du Nord et de la Manche.....	5,801	363	155	14,944	1,670	1,590	369	491	76	25,459
Région de l'Océan.....	10,599	132	16	24,101	3,720	3,539	195	421	98	42,830
Région de la Méditerranée (France et Corse)....	4,797	"	"	4,695	618	516	28	30	4	10,688
Région de l'Algérie.....	1,152	"	"	3,291	521	404	60	118	"	5,546
TOTAUX GÉNÉRAUX.....	22,349	495	171	47,031	6,538	6,049	652	1,060	178	84,523

numérique, qualités, âges, industries exercées accessoirement). [Suite et fin.]

QUALITÉS DES COMMANDANTS.	ÂGE DES MARINS PÊCHEURS. (ÉTAT-MAJOR ET ÉQUIPAGE.)					NOMBRE de MARINS exerçant accessoirement une autre industrie.	INDUSTRIES EXERCÉES PAR LES MARINS en dehors de la pêche.			
	Capitaines au long cours.	Capitaines au cabotage.	Marins titulaires d'autres brevets ou diplômes.	Patrons non brevetés.	Moins de 16 ans.			16 à 18 ans.	18 à 25 ans.	25 à 40 ans.
L'ALGÉRIE.										
"	"	"	41	11	12	27	48	59	18	Liégeurs, charretiers.
"	"	5	142	10	14	35	136	165	50	Dockers et charretiers.
"	"	4	62	13	13	72	221	209	8	Salaisons.
"	"	"	18	2	3	25	50	11	50	Journeliers, manœuvres.
"	"	"	27	1	1	5	64	42	3	Liégeurs.
"	"	2	45	7	10	40	101	60	"	"
"	"	"	25	2	7	21	39	20	"	"
"	"	9	202	70	30	96	230	361	78	Dockers.
"	"	"	105	31	20	136	119	90	"	"
"	"	1	29	"	2	11	37	85	"	"
"	"	2	20	5	3	10	40	43	"	"
"	"	4	43	9	10	30	80	65	"	"
"	"	4	89	40	47	52	106	226	"	"
"	"	18	196	193	353	357	284	350	"	"
"	"	2	57	6	10	60	180	113	"	"
"	"	51	1,101	400	535	977	1,735	1,899	207	"

LATION.

16	182	322	5,281	1,617	1,757	3,524	8,776	9,785	3,808
16	54	463	10,066	3,557	3,745	5,860	14,103	15,565	7,656
"	10	42	4,745	524	662	1,934	3,260	4,308	901
"	"	51	1,101	400	535	977	1,735	1,899	207
32	246	878	21,193	6,098	6,699	12,295	27,874	31,557	12,662

IV. PÊCHE À PIED. — Importance numérique des pêcheurs. — Rendement.

QUARTIERS.	PORTS OU SYNDICATS.	VALEUR des PRODUITS péchés. francs.	PÊCHEURS À PIED.			TOTAL des PÊCHEURS.
			HOMMES.	FEMMES.	ENFANTS.	
RÉGION DE LA MER DU NORD ET DE LA MANCHE.						
Dunkerque.....	Dunkerque.....	160,255	80	115	20	215
Gravelines.....	Gravelines.....	235,760	20	170	"	190
Calais.....	Calais.....	311,300	110	90	40	240
Boulogne-sur-Mer.....	Boulogne-sur-Mer.....	202,939	48	123	32	203
	Étaples.....	59,710	23	40	12	75
	Berck-sur-Mer.....	472,500	50	120	40	210
	Le Crotoy.....	1,507,625	48	150	15	213
	Saint-Valery-sur-Somme.	86,684	45	30	10	85
Dieppe.....	Cayeux-sur-Mer.....	44,040	24	6	"	30
	Le Tréport.....	61,960	78	96	12	186
Fécamp.....	Dieppe.....	370,090	342	305	178	825
	Saint-Valery-en-Caux.	116,800	58	46	28	132
	Saint-Pierre-en-Port..	31,880	45	32	26	103
	Fécamp.....	10,710	13	10	9	32
	Yport.....	37,500	15	20	10	45
Honfleur.....	Étretat.....	47,600	80	40	20	140
	Honfleur.....	4,356	18	12	5	35
Caen.....	Trouville.....	167,120	48	72	30	150
	Dives.....	45,530	20	25	"	45
	Ouistreham.....	47,000	25	30	10	65
	Courseulles.....	43,200	38	26	14	78
	Port-en-Bessin.....	11,615	1	10	"	11
	Grandcamp et Isigny...	490,000	200	200	60	460

IV. PÊCHE À PIED. — Importance numérique des pêcheurs. — Rendement. (Suite.)

QUARTIERS.	PORTS OU SYNDICATS.	VALEUR des PRODUITS péchés. francs.	PÊCHEURS À PIED.			TOTAL des PÊCHEURS.
			HOMMES.	FEMMES.	ENFANTS.	
RÉGION DE LA MER DU NORD ET DE LA MANCHE. (Suite.)						
Cherbourg.....	La Hougue.....	888,420	70	450	80	600
	Barfleur.....	5,570	64	82	31	177
	Fermanville.....	75,500	45	25	35	105
	Cherbourg.....	275,350	200	200	225	725
	Omonville-la-Rogue....	114,100	150	80	20	250
Granville.....	Blainville.....	219,600	185	240	75	500
	Regnéville.....	1,806,125	180	150	20	350
	Granville.....	212,070	110	140	30	280
Cancalle.....	Cancalle.....	129,909	300	450	125	875
	Le Vivier-sur-Mer.....	248,850	73	32	"	103
Saint-Malo.....	Saint-Malo.....	34,430	12	10	8	30
	Saint-Servan.....	131,695	160	55	85	300
	Saint-Suliac.....	32,998	57	22	16	95
	Pleurtuit.....	4,850	20	30	30	80
	Dinard.....	49,950	100	160	150	410
Dinan.....	Pleudihen.....	11,080	20	35	15	70
	Plouër.....	4,300	10	20	15	45
	Saint-Jacut.....	100,030	30	65	35	150
Saint-Brieuc.....	Plévenon.....	21,800	60	40	25	125
	Dahouet-Pléneuf.....	102,500	00	80	70	240
	Saint-Brieuc.....	54,250	18	32	9	59
	Le Légué.....	7,600	6	23	"	29

IV. PÊCHE À PIED. — Importance numérique des pêcheurs. — Rendement. (Suite.)

QUARTIERS.	PORTS OU SYNDICATS.	VALEUR des PRODUITS péchés. francs.	PÊCHEURS À PIED.			TOTAL des PÊCHEURS.
			HOMMES.	FEMMES.	ENFANTS.	
RÉGION DE LA MER DU NORD ET DE LA MANCHE. (Fin.)						
Binic.....	Binic.....	11,262	12	6	3	21
	Portrieux.....	5,114	20	10	8	38
Paimpol.....	Plouézec.....	17,925	60	158	50	268
	Paimpol.....	37,750	80	58	25	163
Tréguier.....	Pleubian.....	138,000	200	200	100	500
	Tréguier.....	49,960	200	70	50	320
	Port-Blanc.....	350,420	600	300	150	1,050
Lannion.....	Perros-Guirec.....	103,710	370	740	320	1,430
	Lannion.....	87,200	150	300	50	500
Morlaix.....	Plougasnou.....	83,530	62	68	64	194
	Morlaix.....	64,225	55	65	50	170
	Roscoff.....	213,700	166	44	60	270
	Plounéour-Trez.....	88,900	230	90	30	350
Le Conquet.....	Plouguerneau.....	472,500	600	500	200	1,300
	L'Aber-Wrach.....	115,150	155	87	115	357
	Porspoder.....	201,955	85	115	65	265
	Molène (Ile).....	16,590	20	40	40	100
	Le Conquet.....	103,260	45	13	10	68
Totaux de la région de la mer du Nord et de la Manche.....		11,268,292	6,519	7,153	3,060	16,732

IV. PÊCHE À PIED. — Importance numérique des pêcheurs. — Rendement. (Suite.)

QUARTIERS.	PORTS OU SYNDICATS.	VALEUR des PRODUITS péchés. francs.	PÊCHEURS À PIED.			TOTAL des PÊCHEURS.
			HOMMES.	FEMMES.	ENFANTS.	
RÉGION DE L'OcéAN.						
Brest.....	Brest.....	233,420	75	130	80	285
	Plougastel-Daoulas.....	41,430	38	24	22	84
	Le Faou.....	318,120	400	500	200	1,100
Camaret.....	Port-Launay.....	7,728	6	.	.	6
Audierne.....	Audierne.....	567,000	341	220	548	1,109
Guilvinec.....	Penmarch.....	32,500	245	175	105	525
	Loctudy.....	261,787	70	95	30	195
	Quimper.....	37,250	15	25	40	80
Concarneau.....	Concarneau.....	270,577	505	258	205	968
	Doëlan.....	167,790	150	250	50	450
Lorient.....	Lorient.....	9,000	65	60	10	135
	Port-Louis.....	157,400	10	50	50	110
Auray.....	Étel.....	1,985	8	24	8	40
	Quiberon.....	55,800	121	200	500	821
	La Trinité-sur-Mer.....	10,100	30	40	15	85
	Auray.....	62,450	65	105	90	260
	Larmor-Baden.....	4,283	19	22	12	53
	Houat.....	3,100	15	10	.	25
	Hoëdic.....	5,640	.	20	10	30

IV. PÊCHE À PIED. — Importance numérique des pêcheurs. — Rendement. (Suite.)

QUARTIERS.	PORTS OU SYNDICATS.	VALEUR des PRODUITS péchés. francs.	PÊCHEURS À PIED.			TOTAL des PÊCHEURS.
			HOMMES.	FEMMES.	ENFANTS.	
RÉGION DE L'OcéAN. (Suite.)						
Vannes.....	L'Isle-aux-Moines.....	16,867	60	35	30	125
	Séné.....	25,300	72	100	43	215
	Damgan.....	55,610	40	72	33	145
	La Roche-Bernard.....	32,858	28	46	15	89
	Redon.....	12,400	90	15	20	125
Belle-Ile.....	Le Palais.....	6,512	49	11	"	60
Le Croisic.....	Piriac-sur-Mer.....	1,635	20	18	15	53
	La Turballe.....	40,442	120	30	15	165
	Le Croisic.....	358,400	50	60	20	130
	Le Pouliguen.....	85,470	100	140	10	250
Saint-Nazaire.....	Saint-Nazaire.....	6,245	85	42	30	157
	Dongés.....	39,650	32	6	5	43
Nantes.....	Paimbœuf.....	66,900	52	20	4	76
	Pornic.....	994,300	180	190	80	450
Noirmoutier.....	Noirmoutier.....	374,790	200	260	210	670
	Barbâtre.....	34,950	26	74	32	132
	Beauvoir-sur-Mer.....	16,200	6	6	"	12
Les Sables-d'Olonne.....	Saint-Gilles-sur-Vie.....	83,000	650	325	130	1,085
	Les Sables-d'Olonne.....	297,000	52	55	43	150

IV. PÊCHE À PIED. — Importance numérique des pêcheurs. — Rendement. (Suite.)

QUARTIERS.	PORTS OU SYNDICATS.	VALEUR des PRODUITS péchés. francs.	PÊCHEURS À PIED.			TOTAL des PÊCHEURS.
			HOMMES.	FEMMES.	ENFANTS.	
RÉGION DE L'OcéAN. (Fin.)						
La Rochelle.....	L'Aiguillon-sur-Mer.....	27,162	35	18	15	68
	Marans.....	372,800	175	75	45	295
	La Rochelle.....	1,123,750	420	290	60	770
	Saint-Martin-de-Ré.....	143,000	170	150	10	330
Château-d'Oléron.....	La Flotte.....	108,750	200	280	20	500
	Château-d'Oléron.....	434,000	2,400	950	150	3,500
Rochefort.....	Fouras.....	632,400	150	230	40	420
	Rochefort.....	800,000	50	250	"	300
Marennes.....	Marennes.....	123,000	100	200	50	350
	La Tremblade.....	191,000	220	230	50	500
	Royan.....	370,000	220	320	70	610
Pauillac.....	Pauillac.....	10,500	214	10	1	225
	Le Verdon.....	3,165,200	300	200	10	510
Arcachon.....	Arès.....	690,000	60	100	40	200
	Gujan-Mestras.....	22,600	85	25	20	130
	La Teste.....	29,074	42	10	6	58
Bayonne.....	Arcachon.....	199,200	41	33	8	82
	Capbreton.....	64,580	42	46	32	120
	Urt.....	12,000	80	60	30	170
	Bayonne.....	82,000	90	40	20	150
	Saint-Jean-de-Luz.....	15,000	80	"	"	80
TOTALS de la région de l'Océan.....		13,409,905	9,244	7,230	3,387	19,861

IV. PÊCHE À PIED. — Importance numérique des pêcheurs. — Rendement. (Suite et fin.)

QUARTIERS.	PORTS OU SYNDICATS.	VALEUR des PRODUITS péchés. francs.	PÊCHEURS À PIED.			TOTAL des PÊCHEURS.
			HOMMES.	FEMMES.	ENFANTS.	
RÉGION DE LA MÉDITERRANÉE. (FRANCE ET CORSE.)						
Narbonne.....	Gruissan.....	6,600	9	20	"	29
Bastia.....	Maccinaggio.....	3,555	30	10	12	52
	Canari.....	735	5	3	2	10
TOTAUX de la région de la Méditerranée (France et Corse).....		10,890	44	33	14	91
RÉGION DE L'ALGÉRIE.						
Philippeville.....	Collo.....	1,610	10	"	6	16
RÉCAPITULATION.						
Région de la Mer du Nord et de la Manche.....		11,268,292	6,519	7,153	3,060	16,732
Région de l'Océan.....		13,409,905	9,244	7,230	3,387	19,861
Région de la Méditerranée (France et Corse).....		10,890	44	33	14	91
Région de l'Algérie.....		1,610	10	"	6	16
TOTAUX GÉNÉRAUX.....		24,690,697	15,817	14,416	6,467	36,700

V

PÊCHE EN MER.

GRANDE PÊCHE.

1^{re} Terre-Neuve et Islande. (Rendement par ports d'armement des bateaux pêcheurs et ports de débarquement des produits de la pêche.)

2^e Tableau détaillé des primes allouées pour encouragements aux pêches maritimes en 1923.

3^e Tableau comparatif des primes allouées pour encouragements aux pêches maritimes de 1856 à 1923.

1. MORUE (TERRE-NEUVE, ISLANDE, ILES FERROË ET DOGGER BANK).

PORTS D'ARMEMENT DES BATEAUX PÊCHEURS.			PORTS DE DÉBARQUEMENT DE LA PÊCHE.																							
PORTS D'ARMEMENT des BATEAUX PÊCHEURS.	QUANTI- TÉS PÊCHÉS.	VALEUR des PRODUITS pêchés.	FÉCAMP.		GRANVILLE.		SAINT-MALO.		SAINT-SERVAN.		BINIC.		LORIENT.		LA ROCHELLE.		ROCHEFORT.		BORDEAUX.		PORT-DE-BOUC.		SAINT-PIERRE- ET-MIQUELON.			
			QUANTITÉS.	VALEUR.	QUANTITÉS.	VALEUR.	QUANTITÉS.	VALEUR.	QUANTITÉS.	VALEUR.	QUANTITÉS.	VALEUR.	QUANTITÉS.	VALEUR.	QUANTITÉS.	VALEUR.	QUANTITÉS.	VALEUR.	QUANTITÉS.	VALEUR.	QUANTITÉS.	VALEUR.	QUANTITÉS.	VALEUR.		
	kilogr.	francs.	kilogr.	francs.	kilogr.	francs.	kilogr.	francs.	kilogr.	francs.	kilogr.	francs.	kilogr.	francs.	kilogr.	francs.	kilogr.	francs.	kilogr.	francs.	kilogr.	francs.	kilogr.	francs.		
TERRE-NEUVE.																										
Boulogne-sur-Mer.	2,649,873	5,140,154	"	"	"	"	"	"	"	"	"	"	"	"	"	"	"	"	"	"	"	"	"	"	"	
Fécamp.....	12,908,196	21,938,346	4,139,100	6,208,650	"	"	"	"	"	"	"	"	"	"	"	"	"	"	"	"	"	"	"	"	"	
Le Havre.....	862,050	2,210,304	"	"	"	"	"	"	"	"	"	"	"	"	"	"	"	"	"	"	"	"	"	"	"	
Granville.....	2,474,261	4,857,231	"	"	555,000	1,051,500	"	"	"	"	"	"	"	"	"	"	"	"	"	"	"	"	"	"	"	
Cancale.....	259,740	431,168	"	"	"	"	"	"	"	"	"	"	"	"	"	"	"	"	"	"	"	"	"	"	"	
Saint-Malo.....	17,672,155	31,986,519	35,410	52,637	286,000	416,000	6,023,172	8,917,716	3,358,347	5,242,338	160,500	321,000	397,000	555,800	181,494	269,133	"	"	6,728,417	16,210,171	1,815	1,724	"	"		
Saint-Servan....	6,188,363	12,211,093	62,315	106,801	"	"	"	"	2,601,325	4,311,778	"	"	"	"	1,090,503	1,670,371	"	"	2,434,220	6,116,143	"	"	"	"		
Pléneuf-Dahouet..	248,505	383,940	"	"	"	"	"	"	"	"	"	"	"	"	248,505	383,940	"	"	"	"	"	"	"	"		
Saint-Brieuc....	2,643,572	6,817,194	"	"	"	"	"	"	"	"	"	"	"	"	"	"	"	"	2,643,572	6,817,194	"	"	"	"		
Paimpol.....	1,126,036	1,755,267	"	"	"	"	"	"	"	"	"	"	"	"	"	"	"	"	1,064,956	1,668,005	"	"	61,080	87,262		
Lorient.....	261,000	365,400	"	"	"	"	"	"	"	"	"	"	261,000	365,400	"	"	"	"	"	"	"	"	"	"		
La Rochelle.....	275,675	408,703	"	"	"	"	"	"	"	"	"	"	"	240,745	381,220	"	"	"	"	"	"	"	"	"		
Rochefort.....	3,095,575	5,177,000	"	"	"	"	"	"	"	"	"	"	"	"	"	"	854,685	1,315,000	2,240,890	3,862,000	28,930	27,483	"	"		
Bordeaux.....	1,907,582	3,269,712	"	"	180,148	369,696	"	"	"	"	"	"	"	313,870	483,048	"	"	690,200	1,717,221	723,364	699,747	"	"			
Arcachon.....	25,577	37,915	"	"	"	"	"	"	"	"	"	"	"	25,577	37,915	"	"	"	"	"	"	"	"			
TOTAUX.....	52,598,160	96,989,946	4,236,825	6,368,088	1,021,148	1,837,196	6,023,172	8,917,716	6,459,672	9,554,116	160,500	321,000	658,000	921,200	3,498,014	5,372,931	1,254,885	1,933,000	23,002,225	53,644,109	6,222,639	8,033,328	61,080	87,262		
Saint-Pierre-et-Mi- quelon.....	1,178,850	1,719,433	"	"	"	"	"	"	"	"	"	"	"	171,789	255,053	"	"	319,322	815,605	687,739	678,775	"	"			
TOTAUX.....	53,777,010	98,739,379	4,236,825	6,368,088	1,021,148	1,837,196	6,023,172	8,917,716	6,459,672	9,554,116	160,500	321,000	658,000	921,200	3,669,803	5,627,984	1,254,885	1,933,000	23,321,547	54,459,714	6,910,378	8,712,103	61,080	87,262		

Quantités : 53,777,010 kilogrammes. — Valeur : 98,739,379 francs.

II. Tableau détaillé des primes allouées pour encouragements aux pêches maritimes en 1923.

NATURE DES DÉPENSES.						MONTANT DES DÉPENSES.									
CHAPITRE 24. ENCOURAGEMENTS AUX PÊCHES MARITIMES. (Art. 1 ^{er} seulement.)															
<table border="1" style="width: 100%; border-collapse: collapse;"> <tr> <td style="width: 15%;">Crédits...</td> <td style="width: 45%;"> { Loi de finances du 30 juin 1923..... 1,500,000^f { Loi du 27 décembre 1923..... 1,000,000 { Loi du 31 mars 1924..... 300,000 </td> <td style="width: 40%; text-align: right;">2,800,000^f 00^c</td> </tr> <tr> <td>Dépenses.....</td> <td></td> <td style="text-align: right;">2,678,244 11</td> </tr> <tr> <td align="center" colspan="2">RESTE disponible.....</td> <td style="text-align: right; border-top: 1px solid black;">121,755 89</td> </tr> </table>							Crédits...	{ Loi de finances du 30 juin 1923..... 1,500,000 ^f { Loi du 27 décembre 1923..... 1,000,000 { Loi du 31 mars 1924..... 300,000	2,800,000 ^f 00 ^c	Dépenses.....		2,678,244 11	RESTE disponible.....		121,755 89
Crédits...	{ Loi de finances du 30 juin 1923..... 1,500,000 ^f { Loi du 27 décembre 1923..... 1,000,000 { Loi du 31 mars 1924..... 300,000	2,800,000 ^f 00 ^c													
Dépenses.....		2,678,244 11													
RESTE disponible.....		121,755 89													
ARTICLE PREMIER. I. — Primes à l'armement.															
	TAUX de la prime.	NOMBRE de navires.	Jauge.	NOMBRE de marins employés		NOMBRE total de marins.	SOMMES.								
	fr. c.		tonneaux.	à la pêche.	à la sécherie.		francs.								
1° Zone dite de Terre-Neuve.....	24 30	113	37,022 88	3,654	"	3,654	(3)88,787 90								
Zone dite d'Islande.....	(1) 24 30	27	9,820 83	871	64	935	(4)23,056 65								
Zone des îles Féroé.....	40 50	26	7,618 59	750	"	750	30,375 00								
Sur le Dogger-Bank.....	24 30	1	38 91	7	"	7	170 09								
	12 15	2	114 25	14	"	14	170 08								
Zone dite la Côte occidentale d'Afrique.....	24 30	"	"	"	"	"	"								
	(1) 24 30	"	"	"	"	"	"								
ENSEMBLE.....							142,539 72								
2° 181 navires ou embarcations (ne comprenant pas plus de trois hommes d'équipage) armés à la côte de Saint-Pierre et Miquelon et montés par 359 marins ont eu droit, à raison de 24 fr. 30 ^c (2) par marin, à une prime de...							8,723 ^f 70 ^c								
							8,723 70								
II. — Primes à l'exportation des produits de pêche.															
413,196 ^{kl} 400	Morue séchée expédiée soit directement des lieux de pêche, soit des entrepôts de France à destination des pays étrangers ou des colonies françaises, hors des limites du cabotage international (prime 16 fr. 20 par quintal métrique).....					66,937 79									
2,236,767 ^{kl} 140	Morue séchée expédiée des ports de France, sans y avoir été entreposée, et importée dans les colonies françaises autres que l'Algérie ou dans les pays étrangers, hors des limites du cabotage international (prime 12 fr. 96 par quintal métrique).....					289,884 32	356,822 11								
16,631,441 ^{kl} 500	Morue séchée expédiée soit directement des lieux de pêche, soit des ports de France à destination des pays étrangers, dans les limites du cabotage international (prime 12 fr. 96 par quintal métrique).....					2,155,434 47									
"	Morue repaquée en France et expédiée à destination des pays étrangers ou des colonies françaises (prime 9 fr. 72 par quintal métrique).....					"	2,155,434 47								
"	Poissons pêchés à la Côte occidentale d'Afrique et séchés dans des conditions analogues à celles de la morue, expédiés soit directement des lieux de pêche, soit des ports de France à destination des pays étrangers ou des colonies françaises autres que l'Algérie, le Sénégal et la Mauritanie (prime 9 fr. 72 par quintal métrique).....					"	"								
III. — Primes d'importation de rogues.															
69,150 ^{kl} 750	Prime 12 fr. 15 par quintal métrique.....					8,401 73	8,401 73								
IV. — Primes d'achat de rogues.															
52,936 ^{kl} 706	Prime 12 fr. 15 par quintal métrique.....					6,322 38	6,322 38								
TOTAUX du Chapitre 24.....						2,678,244 11									

(1) Il est alloué une prime de 40 fr. 50 par homme effectivement employé à la sécherie, à raison d'un homme en plus par trois hommes employés à la pêche.

(2) Les petits pêcheurs de Saint-Pierre et Miquelon ne se sont pas livrés à l'industrie de la sécherie en 1922.

(3), (4) Les sommes de 88,767 fr. 90 (3) et 23,056 fr. 65 (4) ne représentent pas le décompte exact des primes par rapport au nombre de marins figurant à la statistique. Les différences proviennent : 1° de ce que la prime n'a pas été allouée pour deux hommes ayant manqué le départ; 2° de ce que, d'une part, la prime de sécherie n'a pas été allouée à deux navires n'ayant effectué aucune opération de sécherie, ainsi qu'à deux autres navires dont les armateurs n'ont pu produire le certificat de sécherie, et que, d'autre part, sur les quatre hommes compris dans la déclaration d'armement d'un navire, comme devant être employés à la sécherie, un seul a été réellement employé à cette opération; enfin, de ce que le solde d'une prime d'armement avec sécherie n'a pas encore été payé.

Le trop perçu sur l'acompte de prime a été retenu sur le solde.

III. Tableau comparatif des primes allouées pour encouragements aux pêches maritimes, de 1856 à 1923.

ANNÉES.	PRIMES D'ARMEMENT.	PRIMES D'IMPORTATION de rogues par les navires pêcheurs.	PRIMES D'ACHAT de rogues.	PRIMES	PRIMES	PRIMES POUR LES MORUES exportées en France à destination des pays européens et étrangers.	TOTAUX.
				POUR LES POISSONS de la Côte occidentale d'Afrique expédiés directement des lieux de pêche ou exportés de France à destination des pays étrangers ou des colonies françaises autres que l'Algérie, le Sénégal et la Mauritanie.	POUR LES MORUES expédiées directement des lieux de pêche ou importées aux colonies.		
	francs.	francs.	francs.	francs.	francs.	francs.	francs.
1856	514,590	8,823	"	"	1,945,582	583,662	3,052,457
1857	659,030	6,383	"	"	2,411,151	946,676	4,023,240
1858	712,910	6,436	"	"	2,922,214	847,526	4,489,086
1859	722,500	11,136	"	"	2,712,741	793,578	4,239,955
1860	678,335	12,873	"	"	2,055,648	427,862	3,174,718
1861	687,210	21,659	"	"	1,661,315	691,829	3,062,013
1862	719,440	26,048	"	"	1,297,230	527,356	2,570,074
1863	709,067	43,571	"	"	1,415,492	445,619	2,613,740
1864	603,068	36,530	"	"	1,376,154	473,140	2,488,894
1865	603,035	23,970	"	"	1,552,475	463,531	2,643,011
1866	605,910	34,024	"	"	1,796,594	392,269	2,828,797
1867	537,180	52,095	"	"	1,489,062	408,186	2,536,523
1868	626,340	70,460	"	"	1,091,052	201,743	1,989,593
1869	619,695	83,419	"	"	1,117,461	358,626	2,179,901
1870	620,680	63,616	"	"	1,258,013	354,661	2,296,970
1871	512,090	66,452	"	"	1,136,622	400,837	2,110,001
1872	587,710	65,360	"	"	974,452	479,827	2,107,340
1873	596,205	57,954	"	"	1,070,078	591,998	2,310,233
1874	577,735	67,211	"	"	1,154,560	670,972	2,470,478
1875	556,580	80,817	"	"	767,431	425,359	1,830,217
1876	553,155	78,017	"	"	481,931	460,355	1,573,458
1877	581,408	63,567	"	"	409,077	312,106	1,366,158
1878	618,605	58,301	"	"	385,786	428,591	1,491,283
1879	597,525	80,398	"	"	490,213	575,937	1,749,073
1880	513,760	88,978	"	"	705,528	652,922	2,181,188
1881	469,685	57,174	"	"	808,459	770,446	2,105,161
1882	530,600	57,493	"	"	792,387	670,157	2,000,037
1883	579,065	50,000	"	"	636,250	1,000,000	2,215,315
1884	602,045	77,134	"	"	1,152,746	1,510,150	3,342,114
1885	564,942	53,003	"	"	1,085,620	2,130,650	3,854,219
1886	565,548	76,551	"	"	1,764,744	2,686,738	5,093,581
1887	481,989	78,812	"	"	1,281,403	2,844,085	4,586,886
1888	565,548	65,284	"	"	1,240,640	1,992,718	3,864,190
1889	565,532	81,356	"	"	1,242,350	2,094,146	3,983,384
1890	552,140	102,652	"	"	1,413,973	1,791,515	3,860,280
1891	592,400	76,866	"	"	1,457,068	2,801,681	4,855,955
1892	595,057	59,269	"	"	1,044,963	1,230,623	2,601,112
1893	585,378	70,870	"	"	1,798,462	1,029,787	3,481,497
1894	626,253	84,724	"	"	1,882,624	1,133,777	3,721,878
1895	642,046	92,810	"	"	1,575,285	1,306,086	3,510,897
1896	658,080	123,408	"	"	1,051,301	2,890,067	3,022,340
1897	620,935	166,404	"	"	1,554,938	3,204,681	5,310,356
1898	612,555	137,380	"	"	939,116	3,050,131	4,739,172
1899	596,650	170,979	"	"	775,966	3,197,455	4,741,050
1900	635,365	90,315	"	"	792,611	4,021,878	5,500,160
1901	632,083	133,557	"	"	1,248,553	3,862,687	5,370,650
1902	652,567	127,778	"	"	1,063,914	4,031,743	5,870,601
1903	653,545	106,494	"	"	920,936	3,762,790	5,443,245
1904	621,900	142,086	"	"	601,553	1,383,767	2,731,806
1905	570,326	146,680	"	"	588,776	1,165,711	2,471,403
1906	589,205	164,562	"	"	596,891	1,244,297	2,695,825
1907	583,045	125,284	"	"	553,968	1,625,721	2,801,018
1908	558,335	91,685	"	"	749,067	3,459,345	4,458,420
1909	517,085	93,233	"	"	1,045,089	3,829,894	5,479,001
1910	517,275	124,101	"	"	1,019,779	4,370,010	6,231,874
1911	492,275	110,412	(1) 26,536	"	739,060	3,466,877	3,833,160
1912	420,534	103,317	100,109	(2) 88,033	561,777	1,290,599	2,500,320
1913	400,605	95,172	86,110	30,001	555,770	1,571,612	2,730,340
1914	398,043	99,509	82,885	"	636,809	1,130,014	2,332,230
1915	110,360	20,374	41,346	"	412,856	493,475	1,038,311
1916	115,890	22,056	17,870	"	271,691	13,789	440,237
1917	69,503	3,565	3,290	"	148,219	3,475	220,028
1918	69,606	5,274	1,281	"	80,321	1,676	126,158
1919	137,263	20,352	2,054	"	151,762	802,231	950,000
1920	126,022	32,958	7,463	"	253,293	765,399	1,128,095
1921	166,603	51,848	4,752	"	312,268	1,796,331	2,271,812
1922	148,736	14,884	11,983	"	439,434	1,225,703	1,828,199
1923	151,263	8,402	6,322	"	356,822	2,183,435	2,978,299

(1) Prime allouée par la loi du 26 février 1911 (art. 13), entrée en vigueur le 1^{er} juillet de la même année.
(2) Prime allouée par la loi du 26 février 1911 (art. 11).

VI

PÊCHE EN BATEAU.

GRANDE PÊCHE;
PÊCHE AU LARGE ET PÊCHE CÔTIÈRE; ÉTANGS SALÉS
ET PARTIE MARITIME DES FLEUVES ET RIVIÈRES.

QUANTITÉS ET VALEUR DES PRODUITS
PÊCHÉS PAR LES BATEAUX DE CHAQUE SYNDICAT.

PÊCHE EN BATEAU. — 1923.

DÉSIGNATION DES GENRES DE PÊCHE.	UNITÉS de QUANTITÉ.	DUNKERQUE.		GRAVELINES.		CALAIS.		BOULOGNE-SUR-MER.		
		QUANTITÉS.	VALEUR.	QUANTITÉS.	VALEUR.	QUANTITÉS.	VALEUR.	QUANTITÉS.	VALEUR.	
			francs.		francs.		francs.		francs.	
RÉGION DE LA MER DU NORD ET DE LA MANCHE.										
1 ^{re} SECTION. — Du quartier de Dunkerque au quartier de Rouen.										
Islande.....	Morue.....	Kilogr.	41,500	102,500	1,002,096	2,004,192	"	"	574,350	949,597
	Rogue.....	Idem.	"	"	4,667	4,667	"	"	8,888	8,888
	Huile.....	Litre.	"	"	2,000	2,000	"	"	885	1,920
Féroé et Dogger-Bank.	Morue.....	Kilogr.	"	"	20,864	41,728	"	"	"	"
	Rogue.....	Idem.	"	"	2,500	2,500	"	"	"	"
	Huile.....	Litre.	"	"	"	"	"	"	"	"
Terre-Nouve...	Morue.....	Kilogr.	"	"	"	"	"	"	2,049,873	5,140,154
	Rogue.....	Idem.	"	"	"	"	"	"	"	"
	Huile.....	Litre.	"	"	"	"	"	"	"	"
Poissons divers de la côte occidentale d'Afrique...		Kilogr.	"	"	"	"	"	"	"	"
Cabillauda.....		Idem.	1,410	4,230	11,600	22,400	18,076	72,304	526,880	1,513,020
Merlus ou Colins.....		Idem.	"	"	"	"	"	"	2,278,800	7,565,350
Turbots.....		Idem.	2,420	17,220	47,100	293,600	12,452	150,629	183,000	1,254,500
Barbus.....		Idem.	1,480	8,880	15,475	108,450	800	9,600	131,500	733,750
Carrelets ou Plies.....		Idem.	121,200	391,100	124,944	354,276	96,511	378,652	433,953	1,414,812
Soles.....		Idem.	34,900	265,400	35,080	426,768	35,367	434,185	131,637	1,553,964
Congres.....		Idem.	355	1,420	"	"	"	"	270,000	1,020,500
Raies.....		Idem.	195,200	798,400	214,477	383,431	105,879	352,892	1,739,060	3,505,680
Mulets et bars.....		Idem.	250	3,500	"	"	2,850	34,200	20,900	202,160
Harengs.....	salés.....	Idem.	"	"	"	"	"	"	4,991,336	5,889,512
	frais.....	Idem.	60,000	12,000	220,000	240,000	300,000	350,000	19,040,301	32,666,418
Maquereaux.....	salés.....	Idem.	"	"	"	"	"	"	61,907	94,520
	frais.....	Idem.	320	1,260	48,737	148,211	4,642	14,426	6,342,530	12,666,213
Merlans.....		Idem.	18,400	45,745	76,325	290,675	33,185	132,278	2,681,676	8,820,004
Sardines.....		Idem.	"	"	"	"	"	"	"	"
Sprats.....		Idem.	307,000	83,150	"	"	"	"	"	"
Anchois.....		Idem.	"	"	"	"	"	"	"	"
Thons.....	blancs ou germons.....	Idem.	"	"	"	"	"	"	"	"
	francs ou thons rouges.....	Idem.	"	"	"	"	"	"	124,000	264,650
Poisson divers.....		Kilogr.	43,000	88,000	25,299	62,248	76,864	161,722	6,228,056	14,677,026
Crevettes.....	grises ou roses.....	Idem.	9,170	46,990	20,600	82,400	3,915	26,177	13,680	66,590
	salicoques dites bouquet.....	Idem.	"	"	"	"	"	"	"	"
Homards.....		Idem.	"	"	"	"	"	"	5,346	54,230
Langoustes.....		Idem.	"	"	"	"	"	"	12,790	135,180
Langoustes de Mauritanie dites langoustes vertes.....		Idem.	"	"	"	"	"	"	"	"
Crabes pouparts ou tourteaux.....		Idem.	"	"	"	"	"	"	14,720	15,470
Crustacés divers.....		Idem.	"	"	"	"	"	"	"	"
Huitres plates.....		Mille.	"	"	"	"	"	"	10	3,285
Huitres portugaises.....		Idem.	"	"	"	"	"	"	"	"
Moules.....		Hectol.	"	"	"	"	"	"	"	"
Coquilles de Saint-Jacques.....		Nombre.	"	"	"	"	"	"	307,400	171,905
Pétoncles.....		Hectol.	"	"	"	"	"	"	85	1,703
Mollusques divers.....		Idem.	"	"	"	"	"	"	"	"
Oursins.....		Nombre.	"	"	"	"	"	"	"	"
Violetes.....		Idem.	"	"	"	"	"	"	"	"
Oiseaux de mer.....		Idem.	"	"	"	"	"	"	"	"
Vers pour appâts.....		Kilogr.	"	"	"	"	"	"	"	"
Corsail.....		Idem.	"	"	"	"	"	"	"	"
Lichen.....		Idem.	"	"	"	"	"	"	"	"
Varech.....		M. cube.	"	"	"	"	"	"	"	"
Géomon de soude.....		Idem.	"	"	"	"	"	"	"	"
Pailleule.....		Idem.	"	"	"	"	"	"	"	"
Sables coquilliers et amendements marins.....		Idem.	"	"	"	"	"	"	"	"
VALEUR TOTALE des produits de la pêche en mer.....				1,869,795		4,467,546		2,117,065		100,371,001
Sammons.....		Kilogr.	"	"	"	"	"	"	"	"
Esturgeons.....		Idem.	"	"	"	"	"	"	"	"
Aloses.....		Idem.	"	"	"	"	"	"	"	"
Anguilles.....		Idem.	"	"	"	"	"	"	602	1,807
Mulets et bars.....		Idem.	"	"	"	"	"	"	"	"
Éperlans.....		Idem.	"	"	"	"	"	"	"	"
Poissons divers.....		Idem.	"	"	"	"	"	"	"	"
Huitres.....	plates.....	Mille.	"	"	"	"	"	"	"	"
	portugaises.....	Idem.	"	"	"	"	"	"	"	"
Crustacés divers.....		Kilogr.	"	"	"	"	"	"	"	"
Mollusques divers.....		Hectol.	"	"	"	"	"	"	"	"
VALEUR TOTALE des produits de la pêche en étang et en rivière.....										1,807
VALEUR TOTALE des produits de la pêche en bateau.....				1,869,795		4,467,546		2,117,065		100,372,808

PÊCHE EN BATEAU. — 1923.

DÉSIGNATION DES GENRES DE PÊCHE.	UNITÉS de QUANTITÉ.	ÉTAPLES.		LE TRÉPORT.		DIEPPE.		FÉCAMP.	
		QUANTITÉS.	VALEUR.	QUANTITÉS.	VALEUR.	QUANTITÉS.	VALEUR.	QUANTITÉS.	VALEUR.
			francs.		francs.		francs.		francs.
RÉGION DE LA MER DU NORD ET DE LA MANCHE. (Suite.)									
1 ^{re} SECTION. — Du quartier de Dunkerque au quartier de Rouen. (Suite.)									
Islande.....	Morue.....	Kilogr.	"	"	"	"	"	583,895	934,282
	Rogue.....	Idem.	"	"	"	"	"	11,960	9,568
	Huile.....	Litre.	"	"	"	"	"	4,225	5,070
Féroë et Dogger-Bank.	Morue.....	Kilogr.	"	"	"	"	"	"	"
	Rogue.....	Idem.	"	"	"	"	"	"	"
	Huile.....	Litre.	"	"	"	"	"	"	"
	Morue.....	Kilogr.	"	"	"	"	"	12,908,196	21,938,346
Terra-Neuve	Rogue.....	Idem.	"	"	"	"	"	6,360	7,192
	Huile.....	Litre.	"	"	"	"	"	43,257	105,785
Poissons divers de la côte occidentale d'Afrique.....		Kilogr.	"	"	"	"	"	"	"
Cabillauds.....		Idem.	4,400	11,000	107,900	275,370.	66,750	204,200	"
Merlus ou Colins.....		Idem.	"	"	"	"	13,200	26,400	23,360
Turbots.....		Idem.	16,545	150,560	32,260	253,350	187,090	1,786,540	1,200
Barbues.....		Idem.	10,905	92,500	"	"	102,050	993,500	"
Carrelets ou Plies.....		Idem.	123,070	352,210	115,100	308,920	267,370	939,120	8,132
Soles.....		Idem.	30,135	333,185	25,115	284,520	81,130	942,025	3,470
Congres.....		Idem.	450	1,930	12,700	53,710	54,300	212,675	"
Raies.....		Idem.	65,950	93,710	130,170	290,710	762,500	2,181,350	2,800
Mulet et bars.....		Idem.	"	"	"	"	21,375	220,700	"
	solés.....	Idem.	"	"	"	"	"	"	5,510,120
Harengs.....	fraîs.....	Idem.	16,500	25,000	140,539	109,240	590,696	503,593	5,660,367
	solés.....	Idem.	"	"	"	"	"	"	635,395
Maquereaux.....	fraîs.....	Idem.	11,560	17,420	16,000	52,970	357,370	1,330,917	495,659
Merlans.....		Idem.	32,150	64,860	74,600	186,325	431,550	1,596,625	250
Sardines.....		Idem.	"	"	"	"	"	"	750
Sprats.....		Idem.	"	"	"	"	"	"	"
Anchois.....		Idem.	"	"	"	"	"	"	"
Thons.....	blancs ou germons.....	Idem.	"	"	"	"	"	"	2,069
	francs ou thons rouges.....	Idem.	"	"	"	"	"	"	11,940
Poissons divers.....		Kilogr.	20,740	95,962	108,089	286,394	2,309,180	8,141,654	114,722
Crevettes.....	grises ou roses.....	Idem.	15,950	35,000	3,140	22,210	"	"	"
	salignes dites bouquet.....	Idem.	"	"	"	"	"	"	320
Homards.....		Idem.	"	"	"	"	"	"	1,600
Langoustes.....		Idem.	"	"	"	"	"	"	"
Langoustes de Mauritanie dites langoustes vertes.....		Idem.	"	"	"	"	"	"	"
Crabes pommés ou tourteaux.....		Idem.	"	"	"	"	"	"	"
Crustacés divers.....		Idem.	"	"	"	"	"	"	"
Huitres plates.....		Mille.	"	"	"	"	"	"	"
Huitres portugaises.....		Idem.	"	"	"	"	"	"	"
Moules.....		Hectol.	"	"	"	"	"	"	"
Coquilles de Saint-Jacques.....		Nombre.	"	"	"	"	"	"	"
Pétoncles.....		Hectol.	"	"	"	"	"	"	"
Mollusques divers.....		Idem.	"	"	"	"	"	"	"
Oursins.....		Nombre.	"	"	"	"	"	"	"
Violet.....		Idem.	"	"	"	"	"	"	"
Oiseaux de mer.....		Idem.	"	"	"	"	"	"	"
Vers pour appâts.....		Kilogr.	"	"	"	"	"	"	"
Corail.....		Idem.	"	"	"	"	"	"	"
Lichen.....		Idem.	"	"	"	"	"	"	"
Varech.....		M. cube.	"	"	"	"	"	"	"
Géomé de soude.....		Idem.	"	"	"	"	"	"	"
Pailleule.....		Idem.	"	"	"	"	"	"	"
Sables coquilliers et amendements marins.....		Idem.	"	"	"	"	"	"	"
VALEUR TOTALE des produits de la pêche en mer.....				1,271,337		2,123,719		19,085,299	38,360,079
Saumons.....		Kilogr.	23	345	"	"	"	"	"
Esturgeons.....		Idem.	"	"	"	"	"	"	"
Aloses.....		Idem.	"	"	"	"	"	"	"
Anguilles.....		Idem.	"	"	"	"	"	"	"
Mulet et bars.....		Idem.	"	"	"	"	"	"	"
Éperlans.....		Idem.	"	"	"	"	"	"	"
Poissons divers.....		Idem.	450	2,700	"	"	"	"	"
Huitres.....	plates.....	Mille.	"	"	"	"	"	"	"
	portugaises.....	Idem.	"	"	"	"	"	"	"
Crustacés divers.....		Kilogr.	"	"	"	"	"	"	"
Mollusques divers.....		Hectof.	"	"	"	"	"	"	"
VALEUR TOTALE des produits de la pêche en étang et en rivière.....				3,045		"		"	"
VALEUR TOTALE des produits de la pêche en bateau.....				1,274,382		2,123,719		19,085,299	38,360,079

DÉSIGNATION DES GENRES DE PÊCHE.	UNITÉS de QUANTITÉ.	LE HAVRE.		AUTRES PORTS.		TOTAUX DE LA 1 ^{re} SECTION.		
		QUANTITÉS.	VALEUR.	QUANTITÉS.	VALEUR.	QUANTITÉS.	VALEUR.	
								francs.
RÉGION DE LA MER DU NORD ET DE LA MANCHE. (Suite.)								
1^{re} SECTION. — Du quartier de Dunkerque au quartier de Rouen. (Suite.)								
Islande.....	Morue.....	Kilogr.	"	"	"	"	2,201,841	3,990,521
	Rogue.....	Idem.	"	"	"	"	25,515	23,123
	Huile.....	Litre.	"	"	"	"	7,110	8,990
Féroë et Dogger-Bank.	Morue.....	Kilogr.	"	"	"	"	20,864	41,728
	Rogue.....	Idem.	"	"	"	"	2,500	2,500
	Huile.....	Litre.	"	"	"	"	"	"
Terre-Neuve...	Morue.....	Kilogr.	862,050	2,210,304	"	"	16,420,119	29,288,804
	Rogue.....	Idem.	"	"	"	"	6,360	7,192
	Huile.....	Litre.	"	"	"	"	43,257	105,785
Poissons divers de la côte occidentale d'Afrique....		Kilogr.	"	"	"	"	"	"
Cabillauds.....		Idem.	"	"	22,973	67,800	759,089	2,170,324
Merlus ou Colins.....		Idem.	1,200	2,400	7,594	25,605	2,324,154	7,694,875
Turbots.....		Idem.	4,900	44,400	27,989	202,484	514,950	4,150,283
Barbus.....		Idem.	"	"	4,972	32,487	267,182	1,970,107
Carrelets ou Plies.....		Idem.	53,600	188,100	410,508	790,950	1,754,388	5,138,695
Soles.....		Idem.	8,490	97,640	76,759	725,621	462,083	5,077,668
Congres.....		Idem.	10,750	34,000	44,367	127,916	392,922	1,452,151
Raies.....		Idem.	176,400	351,600	92,574	186,690	3,485,010	8,157,563
Mulets et bars.....		Idem.	3,500	36,000	3,717	26,586	52,592	523,146
Harengs.....	salés.....	Idem.	"	"	"	"	10,501,456	11,354,334
	frais.....	Idem.	16,434	14,641	1,170,026	1,139,068	27,214,863	42,415,883
Maquereaux.....	salés.....	Idem.	"	"	"	"	697,305	1,410,476
	frais.....	Idem.	169,200	451,400	87,679	185,189	7,534,206	15,673,666
Merlans.....		Idem.	30,000	81,000	14,160	39,845	3,392,296	11,258,107
Sardines.....		Idem.	"	"	"	"	"	"
Sprats.....		Idem.	10,500	3,125	"	"	317,500	86,275
Anchois.....		Idem.	"	"	"	"	"	"
Thons.....	blancs ou germans.....	Idem.	"	"	"	"	2,060	11,940
	francs ou thons rouges.....	Idem.	"	"	"	"	124,000	264,650
Poissons divers.....		Kilogr.	243,124	549,138	444,200	960,338	9,683,282	25,209,582
Crevettes.....	grises ou roses.....	Idem.	"	"	117,116	455,269	183,571	714,636
	saliciques dites bouquet.....	Idem.	11,625	93,000	"	"	11,625	93,000
Homards.....		Idem.	8,480	113,000	4,089	35,246	18,235	204,076
Langoustes.....		Idem.	"	"	"	"	12,790	135,150
Langoustes de Mauritanie dites langoustes vertes...		Idem.	"	"	"	"	"	"
Crabes pouparts ou tourteaux.....		Idem.	11,525	38,525	4,018	17,358	30,263	71,353
Crustacés divers.....		Idem.	18,920	36,620	3,901	12,601	22,821	49,221
Huitres plates.....		Mille.	75	20,000	5	1,100	90	24,385
Huitres portugaises.....		Idem.	"	"	"	"	"	"
Moules.....		Hectol.	"	"	750	9,000	750	9,000
Coquilles de Saint-Jacques.....		Nombre.	"	"	2,500	2,500	309,900	174,465
Pétoncles.....		Hectol.	"	"	"	"	85	1,703
Mollusques divers.....		Idem.	"	"	"	"	"	"
Oursins.....		Nombre.	"	"	"	"	"	"
Violetes.....		Idem.	"	"	"	"	"	"
Oiseaux de mer.....		Idem.	"	"	"	"	"	"
Vers pour apprêts.....		Kilogr.	"	"	"	"	"	"
Corail.....		Idem.	"	"	"	"	"	"
Lichen.....		Idem.	"	"	"	"	"	"
Varech.....		M. cube.	"	"	"	"	"	"
Goémon de soude.....		Idem.	"	"	50	600	50	600
Pailleule.....		Idem.	"	"	"	"	"	"
Sables coquilliers et amendements marins.....		Idem.	"	"	"	"	"	"
VALEUR TOTALE des produits de la pêche en mer..				4,364,893		5,033,253		179,063,987
Saumons.....		Kilogr.	"	"	30	540	53	885
Esturgeons.....		Idem.	"	"	"	"	"	"
Aloses.....		Idem.	"	"	"	"	"	"
Anguilles.....		Idem.	"	"	54,340	191,885	54,942	193,693
Mulets et bars.....		Idem.	"	"	2,665	15,990	2,665	15,990
Éperlans.....		Idem.	"	"	12,947	61,970	12,947	61,970
Poissons divers.....		Idem.	"	"	153,470	311,385	153,920	314,085
Huitres.....	plates.....	Mille.	"	"	"	"	"	"
	portugaises.....	Idem.	"	"	"	"	"	"
Crustacés divers.....		Kilogr.	"	"	"	"	"	"
Mollusques divers.....		Hectol.	"	"	"	"	"	"
VALEUR TOTALE des produits de la pêche en étang et en rivière..						581,770		586,622
VALEUR TOTALE des produits de la pêche en bateau.				4,364,893		5,615,023		179,650,609

PÊCHE EN BATEAU. — 1923

DÉSIGNATION DES GENRES DE PÊCHE.	UNITÉS de QUANTITÉ.	HONFLEUR.		TROUVILLE.		PORT-EN-BESSIN.		GRANDCAMP- LES-BAINS.		SAINT-VAAST- LA-HOUGUE.	
		QUANTITÉS.	VALEUR.	QUANTITÉS.	VALEUR.	QUANTITÉS.	VALEUR.	QUANTITÉS.	VALEUR.	QUANTITÉS.	VALEUR.
			francs.		francs.		francs.		francs.		francs.
RÉGION DE LA MER DU NORD ET DE LA MANCHE. (Suite.)											
2 ^e SECTION. — Du quartier de Honfleur au quartier de Cancale.											
Islande.	Morue.	Kilogr.	"	"	"	"	"	"	"	"	"
	Rogue.	Idem.	"	"	"	"	"	"	"	"	"
	Huile.	Litre.	"	"	"	"	"	"	"	"	"
Féroé et Dogger-Bank.	Morue.	Kilogr.	"	"	"	"	"	"	"	"	"
	Rogue.	Idem.	"	"	"	"	"	"	"	"	"
	Huile.	Litre.	"	"	"	"	"	"	"	"	"
Terre-Neuve.	Morue.	Kilogr.	"	"	"	"	"	"	"	"	"
	Rogue.	Idem.	"	"	"	"	"	"	"	"	"
	Huile.	litre.	"	"	"	"	"	"	"	"	"
Poissons divers de la côte occidentale d'Afrique.		Kilogr.	"	"	"	"	"	"	"	"	"
Cabillauds.		Idem.	"	"	"	"	"	"	"	"	"
Merlus ou Colins.		Idem.	"	"	"	"	"	"	"	24,300	72,900
Turbots.		Idem.	1,548	6,760	17,012	134,296	52,460	320,515	32,300	236,500	10,500
Barbecs.		Idem.	"	"	"	"	51,820	297,408	12,830	88,450	11,800
Carrolets ou Plies.		Idem.	165,208	153,484	133,745	284,920	126,175	410,235	53,500	209,500	129,900
Soles.		Idem.	19,668	29,571	15,377	144,465	29,770	274,390	19,900	263,600	9,990
Congres.		Idem.	"	"	500	1,500	"	"	32,530	78,025	13,100
Risios.		Idem.	69,563	65,505	137,645	176,875	715,150	840,585	446,850	847,475	23,600
Mulets et Bars.		Idem.	"	"	"	"	"	"	3,240	45,480	8,675
Harangs.	salés.	Idem.	"	"	"	"	"	"	"	"	"
	frais.	Idem.	"	"	44,186	46,912	4,500	16,650	"	"	150,500
Maquereaux.	salés.	Idem.	"	"	"	"	"	"	"	"	"
	frais.	Idem.	"	"	13,416	58,700	66,725	117,435	11,200	33,600	89,500
Merlons.		Idem.	37,861	35,538	19,844	94,105	46,000	140,595	"	"	"
Sardines.		Idem.	"	"	"	"	"	"	"	"	"
Sprats.		Idem.	557,595	66,913	26,800	7,200	"	"	"	"	"
Anchois.		Idem.	"	"	"	"	"	"	"	"	"
Thons.	blancs ou germans.	Idem.	"	"	"	"	"	"	"	"	"
	francs ou thons rouges.	Idem.	"	"	"	"	"	"	"	"	"
Poissons divers.		Kilogr.	325,610	935,446	200,412	365,425	831,770	844,480	176,571	380,081	208,900
Crevettes.	grises ou roses.	Idem.	160,644	148,170	9,565	83,925	1,189	11,450	1,100	6,600	550
	salicoques dites bouquet.	Idem.	"	"	"	"	"	"	"	"	100
Homards.		Idem.	"	"	"	"	1,528	14,082	1,300	15,300	5,750
Langoustes.		Idem.	"	"	"	"	"	"	"	"	"
Langoustes de Manritanie dites langoustes vertes.		Idem.	"	"	"	"	"	"	8,800	18,600	13,550
Crabes pouparts ou tourteaux.		Idem.	"	"	"	"	"	"	"	"	41,800
Crustacés divers.		Idem.	"	"	"	"	"	"	"	"	"
Huitres plates.		Mille.	"	"	"	"	"	"	"	"	"
Huitres portugaises.		Idem.	"	"	"	"	"	"	"	"	"
Moules.		Hectol.	716	22,730	"	"	"	"	160	4,800	30
Coquilles de Saint-Jacques.		Nombre.	"	"	"	"	"	"	"	"	"
Pétoncles.		Hectol.	"	"	"	"	"	"	"	"	"
Mollusques divers.		Idem.	"	"	"	"	"	10,100	40,400	7,434	111,510
Oursins.		Nombre.	"	"	"	"	"	"	"	"	"
Violetes.		Idem.	"	"	"	"	"	"	"	"	"
Oiseaux de mer.		Idem.	"	"	"	"	"	"	"	358	3,580
Vers pour apprêts.		Kilogr.	"	"	"	"	"	"	"	"	"
Corail.		Idem.	"	"	"	"	"	"	"	"	"
Lièren.		Idem.	"	"	"	"	"	"	"	"	"
Varech.		M. cube.	"	"	"	"	"	"	"	2,200	17,600
Goémon de soude.		Idem.	"	"	"	"	"	"	"	"	"
Pailleule.		Idem.	"	"	"	"	"	"	"	"	"
Sables coquilliers et amendements marins.		Idem.	"	"	"	"	"	1,200	7,200	8,470	38,530
VALEUR TOTALE des produits de la pêche en mer.			864,207		1,398,323		3,288,134		2,275,011		2,797,250
Saumons.		Kilogr.	"	"	"	"	"	"	"	180	3,340
Esturgeons.		Idem.	"	"	"	"	"	"	"	"	"
Aloses.		Idem.	"	"	"	"	"	"	"	"	"
Anguilles.		Idem.	"	"	"	"	"	100	400	7,960	20,349
Mulets et Bars.		Idem.	"	"	"	"	"	2,250	22,500	955	9,530
Éperlans.		Idem.	"	"	"	"	"	"	"	"	"
Poissons divers.		Idem.	"	"	"	"	"	1,210	3,910	6,831	16,736
Huitres.	plates.	Mille.	"	"	"	"	"	"	"	"	"
	portugaises.	Idem.	"	"	"	"	"	"	"	"	"
Crustacés divers.		Kilogr.	"	"	"	"	"	"	"	"	"
Mollusques divers.		Hectol.	"	"	"	"	"	"	"	"	"
VALEUR TOTALE des produits de la pêche en étang et en rivière.			"	"	"	"	"	26,810			49,955
VALEUR TOTALE des produits de la pêche en bateau.			864,207		1,398,323		3,288,134		2,301,821		2,847,205

— 130 —

— 131 —

PÊCHE EN BATEAU. -- 1923.

DÉSIGNATION DES GENRES DE PÊCHE.	UNITÉS de QUANTITÉ.	CHERBOURG.		GRANVILLE.		CANCALE.		AUTRES PORTS.		TOTAUX DE LA 2 ^e SECTION.	
		QUANTITÉS.	VALEUR.	QUANTITÉS.	VALEUR.	QUANTITÉS.	VALEUR.	QUANTITÉS.	VALEUR.	QUANTITÉS.	VALEUR.
			francs.		francs.		francs.		francs.		francs.
RÉGION DE LA MER DU NORD ET DE LA MANCHE. (Suite.)											
2 ^e SECTION. — Du quartier de Honfleur au quartier de Cancale. (Suite.)											
Islande.....	Morue.....	Kilogr.	"	"	"	"	"	"	"	"	"
	Rogue.....	Idem.	"	"	"	"	"	"	"	"	"
	Huile.....	Litre.	"	"	"	"	"	"	"	"	"
Féroé et Dogger-Bank.	Morue.....	Kilogr.	"	"	"	"	"	"	"	"	"
	Rogue.....	Idem.	"	"	"	"	"	"	"	"	"
	Huile.....	Litre.	"	"	"	"	"	"	"	"	"
Terre-Neuve...	Morue.....	Kilogr.	"	2,474,261	4,857,231	259,740	431,168	"	"	2,734,001	5,288,399
	Rogue.....	Idem.	"	"	"	"	"	"	"	"	"
	Huile.....	Litre.	"	13,440	106,200	"	"	"	"	13,440	106,200
Poissons divers de la côte occidentale d'Afrique...		Kilogr.	"	"	"	"	"	"	"	"	"
Cabillauds.....		Idem.	88,890	152,522	"	"	700	4,500	"	113,890	229,922
Merlus ou Colins.....		Idem.	"	"	"	"	1,322	5,442	24,991	69,296	44,713
Turbots.....		Idem.	15,150	89,310	4,892	47,625	5,220	45,874	11,474	75,189	153,556
Barbues.....		Idem.	5,860	33,235	50	250	2,585	24,260	2,647	20,464	87,592
Carrelets ou Pliés.....		Idem.	79,290	201,837	7,123	20,665	12,380	71,790	83,839	200,592	791,160
Soles.....		Idem.	12,375	103,635	8,638	69,994	16,900	182,200	18,628	154,102	151,146
Congres.....		Idem.	52,410	123,350	36,140	67,200	29,665	60,302	87,782	231,154	252,127
Baies.....		Idem.	272,530	407,237	47,370	92,535	93,090	255,100	129,388	271,816	1,935,186
Mulots et Bars.....		Idem.	2,485	17,860	2,040	18,030	3,130	30,320	17,076	110,449	36,646
Harangs.....	salés.....	Idem.	"	"	"	"	"	"	"	"	"
	fraîs.....	Idem.	126,490	224,854	2,870	5,740	700	3,000	137,140	215,510	466,336
Maquereaux.....	salés.....	Idem.	"	"	"	"	"	"	"	"	"
	fraîs.....	Idem.	20,300	61,070	2,975	5,980	75,775	390,300	52,212	134,802	332,102
Merlans.....		Idem.	68,260	159,311	"	"	27,300	103,200	1,223	3,684	200,488
Sardines.....		Idem.	"	"	"	"	"	"	60	30	60
Sprats.....		Idem.	"	"	"	"	10,200	15,400	2,000	2,000	596,595
Anchois.....		Idem.	"	"	"	"	"	"	"	"	"
Thons.....	blancs ou germans.....	Idem.	"	"	"	"	"	"	"	"	"
	francs ou thons rouges.....	Idem.	"	"	"	"	"	"	"	"	"
Poissons divers.....		Idem.	704,312	1,057,080	104,815	138,587	82,480	178,003	581,577	1,117,453	3,356,405
Crevettes.....	grises ou roses.....	Kilogr.	1,410	22,560	2,839	18,094	3,320	11,850	5,200	29,210	185,817
	salicoques dites bouquet.....	Idem.	"	"	305	3,050	870	8,040	2,930	29,750	4,205
Homards.....		Idem.	"	"	3,393	28,934	1,655	15,735	35,811	277,038	49,437
Langoustes.....		Idem.	"	"	"	"	"	"	"	"	"
Langoustes de Manritanie dites langoustes vertes.....		Idem.	"	"	1,370	1,370	3,330	19,720	24,186	53,537	51,736
Crabes poutaris ou tourteaux.....		Idem.	"	"	310	310	3,590	10,350	22,073	36,223	59,183
Crustacés divers.....		Idem.	33,210	49,815	310	310	3,590	10,350	22,073	36,223	59,183
Huitres plates.....		Mille.	"	"	800	200,000	2,846	512,280	179	32,936	3,825
Huitres portugaises.....		Idem.	"	"	"	"	"	"	"	"	"
Moules.....		Hectol.	"	"	"	"	"	1,544	21,640	2,450	49,770
Coquilles de Saint-Jacques.....		Nombre.	"	"	2,000	1,000	7,000	3,500	14,640	9,556	23,040
Pétoncles.....		Hectol.	"	"	"	"	33	829	490	4,900	523
Mollusques divers.....		Idem.	208	14,650	120	120	32	144	3	60	17,897
Oursins.....		Nombre.	"	"	"	"	"	"	"	"	"
Violetes.....		Idem.	"	"	"	"	"	"	"	"	"
Oiseaux de mer.....		Idem.	"	"	"	"	"	3,490	10,470	3,848	13,050
Vers pour appâts.....		Kilogr.	"	"	"	"	400	200	"	"	400
Jorail.....		Idem.	"	"	"	"	"	"	"	"	"
Lichen.....		Idem.	"	"	"	"	"	12,100	7,660	12,100	7,660
Varech.....		M. cube.	"	"	"	"	2,930	91,000	870	3,100	6,000
Goémon de soude.....		Idem.	"	"	"	"	"	"	"	"	"
Pailleule.....		Idem.	"	"	"	"	"	8,000	80,000	8,000	80,000
Sables coquilliers et amendements marins.....		Idem.	"	"	"	"	"	40	400	9,710	46,130
VALEUR TOTALE des produits de la pêche en mer.....			2,718,326		5,682,915		2,480,567		3,197,021		24,701,754
Saumons.....		Kilogr.	"	"	"	"	"	322	6,448	512	9,788
Esturgeons.....		Idem.	"	"	"	"	"	"	"	"	"
Aloses.....		Idem.	"	"	"	"	"	"	"	"	"
Anguilles.....		Idem.	"	"	"	"	"	7,190	29,143	15,250	49,892
Mulets et Bars.....		Idem.	"	"	"	"	"	3,882	31,205	7,087	63,235
Éperlans.....		Idem.	"	"	"	"	"	18,200	54,600	18,200	54,600
Poissons divers.....		Idem.	"	"	"	"	"	11,936	25,093	19,977	45,739
Huitres.....	plates.....	Mille.	"	"	"	"	"	"	"	"	"
	portugaises.....	Idem.	"	"	"	"	"	"	"	"	"
Crustacés divers.....		Kilogr.	"	"	"	"	"	5,350	18,690	5,350	18,690
Mollusques divers.....		Hectol.	"	"	"	"	"	"	"	"	"
VALEUR TOTALE des produits de la pêche en étang et en rivière.....									165,179		241,944
VALEUR TOTALE des produits de la pêche en bateau.....			2,718,326		5,682,915		2,480,567		3,362,200		24,943,698

PÊCHE EN BATEAU. — 1923.

DÉSIGNATION DES GENRES DE PÊCHE.	UNITÉS de QUANTITÉ.	SAINT-MALO.		BINIC.		PAIMPOL.		ROSCOFF.		
		QUANTITÉS.	VALEUR.	QUANTITÉS.	VALEUR.	QUANTITÉS.	VALEUR.	QUANTITÉS.	VALEUR.	
			francs.		francs.		francs.		francs.	
RÉGION DE LA MER DU NORD ET DE LA MANCHE. (Suite.)										
3 ^e SECTION — Du quartier de Saint-Malo au quartier du Conquet.										
Islande.....	Morue.....	Kilogr.	"	"	"	"	605,470	1,247,971	"	"
	Rogue.....	Idem.	"	"	"	"	20,518	32,927	"	"
	Huile.....	Litre.	"	"	"	"	11,435	14,293	"	"
Féroë et Dogger-Bank.	Morue.....	Kilogr.	"	"	"	"	"	"	"	"
	Rogue.....	Idem.	"	"	"	"	"	"	"	"
	Huile.....	Litre.	"	"	"	"	"	"	"	"
	Morue.....	Kilogr.	17,672,155	31,986,519	"	"	1,126,036	1,755,267	"	"
Terre-Neuve...	Rogue.....	Idem.	"	"	"	"	"	"	"	"
	Huile.....	Litre.	250	500	"	"	"	"	"	"
Poissons divers de la côte occidentale d'Afrique...		Kilogr.	"	"	"	"	"	"	"	"
Cabillauds.....		Idem.	"	"	"	"	"	"	"	"
Merlus ou Collins.....		Idem.	"	"	4,665	27,990	"	"	"	"
Turbots.....		Idem.	"	"	"	"	"	"	4,700	28,200
Barbues.....		Idem.	"	"	"	"	"	"	"	"
Carrelets ou Plies.....		Idem.	7,100	42,600	1,920	13,590	"	"	7,100	21,800
Soles.....		Idem.	4,250	25,500	2,767	25,876	"	"	4,050	24,800
Congres.....		Idem.	500	1,000	1,390	6,895	9,175	27,260	16,900	33,800
Rais.....		Idem.	"	"	10,660	44,230	2,700	3,475	47,100	94,200
Mulets et Bars.....		Idem.	4,290	34,320	"	"	3,900	33,400	11,600	58,000
Harengs.....	salés.....	Idem.	"	"	"	"	"	"	"	"
	frais.....	Idem.	"	"	29,500	88,500	"	"	"	"
Maquereaux.....	salés.....	Idem.	"	"	"	"	"	"	"	"
	frais.....	Idem.	6,600	19,800	15,115	67,375	340	820	4,500	13,500
Merlans.....		Idem.	"	"	"	"	"	"	"	"
Sardines.....		Idem.	"	"	"	"	"	"	5,000	15,000
Sprats.....		Idem.	"	"	"	"	"	"	"	"
Anchois.....		Idem.	"	"	"	"	"	"	"	"
Thons.....	blancs ou germans.....	Idem.	"	"	"	"	15,741	67,976	"	"
	francs ou thons rouges.....	Idem.	"	"	"	"	"	"	"	"
Poissons divers.....		Kilogr.	17,650	60,405	4,865	17,570	28,200	92,720	62,600	157,200
		Idem.	"	"	"	"	1,525	8,950	"	"
Crevettes.....	grisés ou roses.....	Idem.	"	"	275	2,450	"	"	"	"
	salicoques dites bonquet.....	Idem.	"	"	126	1,218	14,260	135,280	7,620	48,280
Homards.....		Idem.	2,260	22,600	126	1,218	44,595	516,332	15,200	181,600
Langoustes.....		Idem.	"	"	"	"	"	"	"	"
Langoustes de Mauritanie dites langoustes vertes.....		Idem.	"	"	"	"	"	"	"	"
Crabes pouparts ou tourteaux.....		Idem.	"	"	867	2,901	16,400	67,565	4,140	8,280
Crustacés divers.....		Idem.	"	"	"	"	4,900	18,700	"	"
Huitres plates.....		Mille.	"	"	"	"	"	"	"	"
Huitres portugaises.....		Idem.	"	"	"	"	"	"	"	"
Moules.....		Hectol.	50	1,000	"	"	"	"	"	"
Coquilles de Saint-Jacques.....		Nombre.	"	"	"	"	"	"	"	"
Pétoncles.....		Hectol.	"	"	"	"	"	"	"	"
Mollusques divers.....		Idem.	"	"	"	"	"	"	"	"
Oursins.....		Nombre.	"	"	"	"	"	"	"	"
Violetes.....		Idem.	"	"	"	"	"	"	"	"
Oiseaux de mer.....		Idem.	"	"	"	"	"	"	"	"
Vers pour apprêts.....		Kilogr.	"	"	"	"	885	2,655	"	"
Corail.....		Idem.	"	"	"	"	"	"	14,000	7,000
Lichen.....		Idem.	"	"	"	"	"	"	4,800	48,000
Varech.....		M. cube.	230	1,150	"	"	4,990	71,670	13,800	138,000
Goémon de soude.....		Idem.	"	"	"	"	"	"	"	"
Pailleule.....		Idem.	"	"	"	"	"	"	"	"
Sables coquilliers et amendements marins.....		Idem.	"	"	"	"	9,815	119,616	5,700	28,500
VALEUR TOTALE des produits de la pêche en mer.....				32,201,394		298,595		4,216,882		885,160
Saumons.....		Kilogr.	"	"	"	"	5	90	"	"
Esturgeons.....		Idem.	"	"	"	"	"	"	"	"
Aloses.....		Idem.	"	"	"	"	"	"	"	"
Anguilles.....		Idem.	"	"	"	"	70	350	"	"
Mulets et Bars.....		Idem.	"	"	"	"	1,800	11,260	"	"
Eperlans.....		Idem.	"	"	"	"	"	"	"	"
Poissons divers.....		Idem.	"	"	"	"	14,240	35,950	"	"
Huitres.....	plates.....	Mille.	"	"	"	"	67	12,750	"	"
	portugaises.....	Idem.	"	"	"	"	"	"	"	"
Crustacés divers.....		Kilogr.	"	"	"	"	"	"	"	"
Mollusques divers.....		Hectol.	"	"	"	"	"	"	"	"
VALEUR TOTALE des produits de la pêche en étang et en rivière.....								60,400		
VALEUR TOTALE des produits de la pêche en bateau.....				32,201,394		298,595		4,277,282		885,160

PÊCHE EN BATEAU. — 1923.

DÉSIGNATION DES GENRES DE PÊCHE.	UNITÉS de QUANTITÉ.	AUTRES PORTS.		TOTAUX DE LA 3 ^e SECTION.		TOTAUX DE LA RÉGION DE LA MER DU NORD ET DE LA MANCHE.		
		QUANTITÉS.	VALEUR. francs.	QUANTITÉS.	VALEUR. francs.	QUANTITÉS.	VALEUR. francs.	
RÉGION DE LA MER DU NORD ET DE LA MANCHE. (Suite et fin.)								
3 ^e SECTION — Du quartier de Saint-Malo au quartier du Conquet. (Fin.)								
Islande.....	Morue.....	Kilogr.	"	"	605,470	1,247,971	2,807,311	5,238,492
	Rogue.....	Idem.	"	"	29,518	32,927	55,033	56,050
	Huile.....	Litre.	"	"	11,435	14,298	18,545	23,288
Féroë et Dogger-Bank.	Morue.....	Kilogr.	"	"	"	"	20,864	41,728
	Rogue.....	Idem.	"	"	"	"	2,500	2,500
	Huile.....	Litre.	"	"	"	"	"	"
Terre-Neuve...	Morue.....	Kilogr.	9,080,440	19,412,227	27,878,631	53,154,013	47,032,751	87,731,216
	Rogue.....	Idem.	"	"	"	"	6,360	7,192
	Huile.....	Litre.	5,400	10,500	5,650	11,300	62,347	223,285
Poissons divers de la côte occidentale d'Afrique....		Kilogr.	"	"	"	"	"	"
Cabillauds.....		Idem.	"	"	"	"	873,879	2,400,246
Merlus ou Colins.....		Idem.	25,322	81,005	20,987	108,995	2,398,854	7,933,808
Turbots.....		Idem.	12,925	93,625	17,625	121,825	686,137	5,318,827
Barbones.....		Idem.	3,337	23,110	3,337	23,110	358,111	2,569,444
Carrelets ou Plies.....		Idem.	51,741	214,802	67,861	292,292	2,613,409	7,435,610
Soles.....		Idem.	22,665	167,360	33,732	243,036	646,961	6,648,741
Congres.....		Idem.	169,647	370,401	197,612	439,356	842,661	2,511,438
Raies.....		Idem.	371,719	753,547	432,179	895,452	5,852,375	12,094,633
Mulets et Bars.....		Idem.	39,948	227,233	59,738	352,953	148,976	1,188,338
Harengs.....	salés.....	Idem.	"	"	"	"	10,501,456	11,354,334
	frais.....	Idem.	27,082	44,006	56,582	132,506	27,737,781	43,362,055
Maquereaux.....	salés.....	Idem.	"	"	"	"	697,305	1,410,476
	frais.....	Idem.	413,539	1,126,994	440,094	1,228,489	8,306,402	18,062,042
Merlans.....		Idem.	67,870	188,190	67,870	188,190	3,660,654	11,982,730
Sardines.....		Idem.	50,050	102,100	55,050	117,100	55,110	117,130
Sprats.....		Idem.	"	"	"	"	914,095	177,788
Anchois.....		Idem.	"	"	"	"	"	"
Thons.....	blancs ou germans.....	Idem.	7,957	32,711	23,698	100,687	25,767	112,627
	francs ou thons rouges.....	Idem.	"	"	"	"	124,000	264,650
Poissons divers.....		Kilogr.	460,511	1,460,261	573,826	1,474,150	13,612,513	31,937,062
Crevettes.....	grises ou roses.....	Idem.	2,200	16,720	3,725	25,670	373,113	1,076,065
	salicoques dites bouquet.....	Idem.	6,236	50,454	6,511	52,904	22,341	187,744
Homards.....		Idem.	173,601	1,418,979	197,867	1,626,357	265,539	2,241,422
Langoustes.....		Idem.	163,439	1,825,230	223,234	2,523,171	236,024	2,658,351
Langoustes de Mauritanie dites langoustes vertes....		Idem.	"	"	"	"	"	"
Crabes pouparts ou courteaux.....		Idem.	95,038	166,894	116,445	245,640	198,444	451,420
Crustacés divers.....		Idem.	128,915	325,045	133,815	343,745	215,819	489,664
Huitres plates.....		Mille.	"	"	"	"	3,915	769,601
Huitres portugaises.....		Idem.	"	"	"	"	"	"
Moules.....		Hectol.	2,167	15,778	2,217	16,778	5,417	75,548
Coquilles de Saint-Jacques.....		Nombre.	30,600	4,695	30,600	4,095	364,140	193,156
Pétoncles.....		Hectol.	"	"	"	"	608	7,432
Mollusques divers.....		Idem.	1,739	33,736	1,739	33,736	19,636	200,620
Oursins.....		Nombre.	80,000	4,000	80,000	4,000	80,000	4,000
Violet.....		Idem.	"	"	"	"	"	"
Oiseaux de mer.....		Idem.	"	"	"	"	3,848	14,050
Vers pour appâts.....		Kilogr.	2,610	6,110	3,495	8,765	3,895	8,965
Corsail.....		Idem.	"	"	"	"	"	"
Lichen.....		Idem.	54,190	26,557	68,190	33,557	80,290	41,217
Varech.....		M. cube.	98,763	688,740	103,793	737,890	109,793	849,590
Goémon de soude.....		Idem.	222,234	2,616,120	241,024	2,825,790	241,074	2,826,390
Pailleule.....		Idem.	2,693	15,090	2,693	15,090	10,693	95,090
Sables coquilliers et amendements marins.....		Idem.	38,044	464,817	53,559	612,933	63,269	659,063
VALEUR TOTALE des produits de la pêche en mer.....				31,687,346		69,289,377		273,055,118
Saumons.....		Kilogr.	2,112	42,975	2,117	43,065	2,682	53,738
Esturgeons.....		Idem.	"	"	"	"	"	"
Aloses.....		Idem.	"	"	"	"	"	"
Anguilles.....		Idem.	6,450	33,480	6,520	33,830	76,712	277,414
Mulets et Bars.....		Idem.	13,100	84,745	14,900	96,005	24,652	175,230
Éperlans.....		Idem.	1,050	2,700	1,050	2,700	32,197	119,270
Poissons divers.....		Idem.	22,885	107,350	37,125	143,300	211,022	503,124
Huitres.....	plates.....	Mille.	40	6,410	107	19,160	107	19,160
	portugaises.....	Idem.	"	"	"	"	"	"
Crustacés divers.....		Kilogr.	2,690	5,705	2,690	5,705	8,040	24,395
Mollusques divers.....		Hectol.	580	5,942	580	5,942	580	5,942
VALEUR TOTALE des produits de la pêche en étang et en rivière.....				289,307		349,707		1,178,273
VALEUR TOTALE des produits de la pêche en bateau.....				31,976,653		69,639,084		274,233,391

DÉSIGNATION DES GENRES DE PÊCHE.	UNITÉS de QUANTITÉ.	CAMARET.		DOUARNENEZ.		AUDIERNE.		PENMARCH.	
		QUANTITÉS.	VALEUR.	QUANTITÉS.	VALEUR.	QUANTITÉS.	VALEUR.	QUANTITÉS.	VALEUR.
			francs.		francs.		francs.		francs.
RÉGION DE L'Océan.									
1^{re} SECTION. — Du quartier de Brest au quartier de Noirmoutier.									
Irlande.....	Morue.....	Kilogr.	"	"	"	"	"	"	"
	Rogue.....	Idem.	"	"	"	"	"	"	"
	Huile.....	Litre.	"	"	"	"	"	"	"
Féroë et Dogger-Bank.	Morue.....	Kilogr.	"	"	"	"	"	"	"
	Rogue.....	Idem.	"	"	"	"	"	"	"
	Huile.....	Litre.	"	"	"	"	"	"	"
Terre-Neuve...	Morue.....	Kilogr.	"	"	"	"	"	"	"
	Rogue.....	Idem.	"	"	"	"	"	"	"
	Huile.....	Litre.	"	"	"	"	"	"	"
Poissons divers de la côte occidentale d'Afrique...		Kilogr.	"	"	"	"	"	"	"
Cabillauds.....		Idem.	"	"	"	"	"	"	"
Merlus ou Colins.....		Idem.	"	"	"	320	880	"	"
Turbots.....		Idem.	"	915	4,725	"	"	"	"
Barbues.....		Idem.	"	"	"	3,650	14,925	"	"
Carrelets ou Plies.....		Idem.	"	2,550	6,850	"	"	"	"
Soles.....		Idem.	"	435	3,860	6,170	37,440	260	2,320
Congres.....		Idem.	5,900	14,200	2,125	4,650	27,810	51,290	1,350
Rais.....		Idem.	48,500	53,500	146,725	202,925	55,285	95,500	29,140
Mulets et Bars.....		Idem.	150	700	155	940	20,695	124,460	2,794
Harengs.....	salés.....	Idem.	"	"	"	"	"	"	"
	frais.....	Idem.	1,650	2,475	2,510	9,320	0,800	17,120	"
Maquereaux.....	salés.....	Idem.	"	"	"	"	"	"	"
	frais.....	Idem.	77,360	186,020	1,344,807	2,847,594	135,300	291,875	543,800
Merlans.....		Idem.	800	2,300	44,595	103,935	62,140	159,635	4,790
Sardines.....		Idem.	38,873	160,729	1,756,327	5,120,138	799,824	2,659,880	21,933
Sprats.....		Idem.	"	"	471,300	283,150	85,800	137,000	5,000
Anchois.....		Idem.	"	"	700	245	486	290	533,140
Thons.....	blancs ou gormons.....	Idem.	27,544	120,952	181,360	924,993	80	800	"
	francs ou thons rouges.....	Idem.	"	"	"	"	"	"	"
Poissons divers.....		Kilogr.	38,450	74,175	85,445	90,595	113,830	444,135	63,780
Crevettes.....	grises ou roses.....	Idem.	"	"	50	500	"	"	375
	salicoques dites bouquet.....	Idem.	"	"	"	"	"	"	"
Homards.....		Idem.	79,200	657,900	1,505	12,600	102,380	763,092	2,045
Langoustes.....		Idem.	355,480	3,934,990	15,620	183,910	247,153	2,823,472	3,333
Langoustes de Mauritanie dites langoustes vertes.....		Idem.	13,800	86,600	261,000	1,940,830	"	"	"
Crabes poutards ou tourteaux.....		Idem.	29,250	15,250	1,240	970	302,645	152,136	58,870
Crustacés divers.....		Idem.	"	"	700	450	400	400	125,850
Huitres plates.....		Mille.	"	"	"	"	"	"	"
Huitres portugaises.....		Idem.	"	"	"	"	"	"	"
Moules.....		Hectol.	"	"	"	"	"	"	"
Coquilles de Saint-Jacques.....		Nombre.	"	"	6,000	4,200	"	"	"
Pétoncles.....		Hectol.	"	"	"	"	"	"	"
Mollusques divers.....		Idem.	"	"	"	"	"	"	"
Oursins.....		Nombre	"	"	"	"	"	"	"
Violetes.....		Idem.	"	"	"	"	"	"	"
Oiseaux de mer.....		Idem.	"	"	"	"	"	"	"
Vers pour appâts.....		Kilogr.	"	"	"	"	"	"	"
Corail.....		Idem.	"	"	"	"	"	"	"
Lichens.....		Idem.	"	"	"	"	"	"	"
Varech.....		M. cube.	"	"	"	"	"	4,728	28,368
Goémon de soude.....		Idem.	"	"	"	"	"	9,805	94,180
Pailleule.....		Idem.	"	"	"	"	"	"	"
Sables coquilliers et amendements marins.....		Idem.	"	"	"	"	"	"	"
VALEUR TOTALE des produits de la pêche en mer.....			5,309,791		11,747,380		7,774,330		2,805,092
Saumons.....		Kilogr.	"	"	"	"	"	"	"
Esturgeons.....		Idem.	"	"	"	"	"	"	"
Aloses.....		Idem.	"	"	"	"	"	"	"
Anguilles.....		Idem.	"	"	"	"	"	"	"
Mulets et Bars.....		Idem.	"	"	"	"	"	"	"
Éperlans.....		Idem.	"	"	"	"	"	"	"
Poissons divers.....		Idem.	"	"	"	"	"	"	"
Huitres.....	plates.....	Mille.	"	"	"	"	"	"	"
	portugaises.....	Idem.	"	"	"	"	"	"	"
Crustacés divers.....		Kilogr.	"	"	"	"	"	"	"
Mollusques divers.....		Hectol.	"	"	"	"	"	"	"
VALEUR TOTALE des produits de la pêche en étang et en rivière.....			"	"	"	"	"	"	"
VALEUR TOTALE des produits de la pêche en bateau.....			5,309,791		11,747,380		7,774,330		2,805,092

PÊCHE EN BATEAU. — 1923.

DÉSIGNATION DES GENRES DE PÊCHE.	UNITÉS de QUANTITÉ.	GUILVINEC.		CONCARNEAU.		LORIENT.		PORT-LOUIS.	
		QUANTITÉS.	VALEUR.	QUANTITÉS.	VALEUR.	QUANTITÉS.	VALEUR.	QUANTITÉS.	VALEUR.
			francs.		francs.		francs.		francs.
RÉGION DE L'OcéAN. (Suite.)									
1 ^{re} SECTION. — Du quartier de Brest au quartier de Noirmoutier. (Suite.)									
Islande.	Morue.	Kilogr.	"	"	"	"	"	"	"
	Rogue.	Idem.	"	"	"	"	"	"	"
	Huile.	Litre.	"	"	"	"	"	"	"
Féroé et Dogger-Bank.	Morue.	Kilogr.	"	"	"	"	"	"	"
	Rogue.	Idem.	"	"	"	"	"	"	"
	Huile.	Litre.	"	"	"	"	"	"	"
Terre-Neuve.	Morue.	Kilogr.	"	"	"	261,000	365,400	"	"
	Rogue.	Idem.	"	"	"	"	"	"	"
	Huile.	Litre.	"	"	"	"	"	"	"
Poissons divers de la côte occidentale d'Afrique.		Kilogr.	"	"	"	"	"	"	"
Cabillauds.		Idem.	"	"	"	"	"	"	"
Merlus ou Colins.		Idem.	"	"	"	4,877,570	13,415,246	"	"
Turbots.		Idem.	"	2,211	13,892	5,650	29,450	1,530	11,270
Barbus.		Idem.	"	1,704	10,766	"	"	1,610	11,690
Carrelets ou Plies.		Idem.	"	12,127	54,070	29,640	115,635	31,980	117,120
Soles.		Idem.	"	13,708	135,824	17,205	184,200	204,405	2,039,020
Congres.		Idem.	14,321	28,912	63,315	149,919	27,200	82,500	39,300
Raies.		Idem.	826,913	987,543	108,319	166,621	1,922,295	2,757,100	536,005
Mulets et Bars.		Idem.	"	"	10,491	80,588	"	"	4,350
Harengs.	salés.	Idem.	"	"	"	"	"	"	"
	frais.	Idem.	31,694	29,434	26,362	43,042	78,640	132,684	2,500
	salés.	Idem.	"	"	"	"	"	"	"
Maquereaux.	frais.	Idem.	689,108	1,723,246	86,271	278,559	23,220	34,455	128,220
Merlans.		Idem.	30,600	73,200	104,668	296,072	26,346	81,913	342,500
Sardines.		Idem.	767,588	1,975,854	1,034,182	3,958,412	172,641	436,010	601,828
Sprats.		Idem.	"	"	27,972	41,002	"	"	"
Anchois.		Idem.	7,900	7,315	"	"	"	"	"
Thons.	blancs ou germans.	Idem.	8,000	40,952	374,808	1,655,725	22,896	121,482	131,340
	francs ou thons rouges.	Idem.	"	"	"	"	"	"	"
Poissons divers.		Kilogr.	362,227	469,058	123,545	319,837	6,446,000	11,048,315	725,282
		Idem.	"	"	8,139	81,917	"	"	"
Crevettes.	grises ou roses.	Idem.	2,600	33,800	"	"	540	9,280	"
	salicouques dites bouquet.	Idem.	38,045	228,910	34,717	273,500	15,050	116,200	7,270
Homards.		Idem.	33,798	1,054,806	3,407	37,145	93,150	949,000	120
Langoustes.		Idem.	"	"	40,683	311,434	"	"	"
Langoustes de Mauritanie dites langoustes vertes.		Idem.	"	"	94,353	49,101	111,300	91,800	50,225
Crabes pouparts ou tourteaux.		Idem.	45,063	25,700	61,029	118,161	35,900	71,700	367,400
Crustacés divers.		Idem.	594,120	868,240	"	"	"	"	828,350
Huitres plates.		Mille.	"	"	"	"	"	"	"
Huitres portugaises.		Idem.	"	"	126	9,015	"	"	"
Moules.		Hectol.	"	"	5,816	5,141	"	"	"
Coquilles de Saint-Jacques.		Nombre.	"	"	"	"	"	"	"
Pétoncles.		Hectol.	"	"	63	5,700	"	"	"
Mollusques divers.		Idem.	"	"	"	"	"	"	"
Oursins.		Nombre	"	"	"	"	"	"	"
Violetes.		Idem.	"	"	"	"	"	"	"
Oiseaux de mer.		Idem.	"	"	"	"	"	"	"
Vers pour apprêts.		Kilogr.	"	"	"	"	"	"	"
Corail.		Idem.	"	"	"	"	"	"	"
Lichen.		Idem.	"	"	"	"	"	"	"
Varec.		M. cube.	"	"	"	"	"	"	"
Goémon de soude.		Idem.	"	"	"	"	"	"	"
Pailleule.		Idem.	"	"	"	"	"	"	"
Sables coquilliers et amendements marins.		Idem.	"	"	13,290	186,160	"	"	"
VALEUR TOTALE des produits de la pêche en mer.			7,546,970		8,281,603		30,942,370		10,224,703
Saumons.		Kilogr.	"	"	50	1,150	740	18,085	"
Esturgeons.		Idem.	"	"	"	"	"	"	"
Aloses.		Idem.	"	"	"	"	"	"	"
Anguilles.		Idem.	"	"	1,007	2,744	3,460	23,830	"
Mulets et Bars.		Idem.	"	"	1,069	9,783	2,300	13,300	"
Éperlans.		Idem.	"	"	"	"	"	"	"
Poissons divers.		Idem.	"	"	1,604	4,696	10,400	26,150	"
Huitres.	plates.	Mille.	"	"	"	"	"	"	"
	portugaises.	Idem.	"	"	"	"	"	"	"
Crustacés divers.		Kilogr.	"	"	"	"	"	"	"
Mollusques divers.		Hectol.	"	"	"	"	"	"	"
VALEUR TOTALE des produits de la pêche en étang et en rivière.					18,373		81,365		
VALEUR TOTALE des produits de la pêche en bateau.			7,546,970		8,299,970		31,023,735		10,224,703

PÊCHE EN BATEAU. — 1923.

DÉSIGNATION DES GENRES DE PÊCHE.	UNITÉS de QUANTITÉ.	GROIX.		ÉTEL.		AURAY.		LA TURBALLE.	
		QUANTITÉS.	VALEUR.	QUANTITÉS.	VALEUR.	QUANTITÉS.	VALEUR.	QUANTITÉS.	VALEUR.
RÉGION DE L'OcéAN. (Suite.)									
1 ^{re} SECTION. — Du quartier de Brest au quartier de Noirmoutier. (Suite.)									
Islande.....	Morue.....	Kilogr.	"	"	"	"	"	"	"
	Rogue.....	Idem.	"	"	"	"	"	"	"
	Huile.....	Litre.	"	"	"	"	"	"	"
Ferœ et Dogger-Bank.	Morue.....	Kilogr.	"	"	"	"	"	"	"
	Rogue.....	Idem.	"	"	"	"	"	"	"
	Huile.....	Litre.	"	"	"	"	"	"	"
Terre-Neuve...	Morue.....	Kilogr.	"	"	"	"	"	"	"
	Rogue.....	Idem.	"	"	"	"	"	"	"
	Huile.....	Litre.	"	"	"	"	"	"	"
Poissons divers de la côte occidentale d'Afrique...		Kilogr.	"	"	"	"	"	"	"
Cabillauds.....		Idem.	"	"	"	"	"	"	"
Merlus ou Colins.....		Idem.	"	"	"	"	"	"	"
Turbot.....		Idem.	"	"	"	65	375	"	"
Barbus.....		Idem.	"	"	"	15	90	"	"
Carrelets ou Plies.....		Idem.	"	20,900	78,937	24,432	119,275	11,856	41,260
Soles.....		Idem.	44,140	487,960	97,628	1,062,800	38,641	433,620	24,218
Congrus.....		Idem.	1,625	3,014	4,936	13,485	2,870	10,730	248,875
Raies.....		Idem.	68,505	125,434	129,631	242,272	37,145	88,530	53,656
Mulots et Bars.....		Idem.	30	90	4,180	24,400	1,650	10,750	"
Harengs.....	salés.....	Idem.	"	"	"	"	"	"	"
	frais.....	Idem.	"	3,880	2,716	"	"	7,000	9,545
Maquereaux.....	salés.....	Idem.	"	"	"	"	"	"	"
	frais.....	Idem.	2,290	5,270	7,805	18,535	1,100	3,300	10,243
Merlans.....		Idem.	2,250	5,428	32,480	78,922	8,110	22,979	145,981
Sardines.....		Idem.	"	476,879	1,099,437	1,575	3,090	910,442	2,099,040
Sprats.....		Idem.	"	"	"	"	"	"	"
Anchois.....		Idem.	"	"	"	"	"	"	"
Thons.....	blancs ou germans.....	Idem.	939,888	4,365,228	500,729	2,253,433	"	"	"
	francs ou thons rouges.....	Idem.	"	"	"	"	"	"	"
Poissons divers.....		Kilogr.	84,740	115,569	189,832	267,420	33,221	128,168	26,105
Crovettes.....	grises ou roses.....	Idem.	"	"	"	"	355	4,260	4,145
	salicoques dites bouquet.....	Idem.	50	900	"	"	"	"	12,410
Homards.....		Idem.	790	7,200	1,350	14,325	940	9,300	295
Langoustes.....		Idem.	680	9,195	"	"	"	"	"
Langoustes de Matritania dites langoustes vertes.....		Idem.	12,150	109,205	"	"	"	"	"
Crabes pouparts ou tourteaux.....		Idem.	11,605	11,509	17,710	17,340	15,218	13,064	"
Crustacés divers.....		Idem.	21,085	32,710	51,875	74,815	9,600	16,870	71,070
Huitres plates.....		Mille.	"	"	"	"	4	1,600	"
Huitres portugaises.....		Idem.	"	"	"	"	"	"	"
Moules.....		Hectol.	"	"	"	"	"	"	"
Coquilles de Saint-Jacques.....		Nombre.	"	1,100	825	5,000	4,080	5,800	2,690
Pétencles.....		Hectol.	"	"	"	"	"	"	"
Mollusques divers.....		Idem.	"	"	"	"	"	"	"
Oursins.....		Nombre.	"	"	"	"	"	"	"
Violetes.....		Idem.	"	"	"	"	"	"	"
Oiseaux de mer.....		Idem.	"	"	"	"	"	"	"
Vers pour apprêts.....		Kilogr.	"	"	"	"	"	"	"
Corail.....		Idem.	"	"	"	"	"	"	"
Lichens.....		Idem.	"	"	"	"	"	"	"
Varech.....		M. cube.	"	"	"	"	"	"	"
Godmon de soude.....		Idem.	"	"	"	"	"	"	"
Pailleule.....		Idem.	"	"	"	"	"	"	"
Sables coquilliers et amendements marins.....		Idem.	"	"	"	"	"	"	"
VALEUR TOTALE des produits de la pêche en mer.....			5,278,712		5,249,692		870,081		2,754,115
Saumons.....		Kilogr.	"	"	30	180	"	"	"
Esturgeons.....		Idem.	"	"	"	"	"	"	"
Aloses.....		Idem.	"	"	"	"	"	"	"
Anguilles.....		Idem.	"	537	2,394	2,040	15,970	"	"
Mulets et Bars.....		Idem.	"	2,890	36,820	270	2,260	"	"
Éperlans.....		Idem.	"	"	"	"	"	"	"
Poissons divers.....		Idem.	"	7,295	8,277	4,570	27,385	"	"
Huitres.....	plates.....	Mille.	"	"	"	"	"	"	"
	portugaises.....	Idem.	"	"	"	"	"	"	"
Crustacés divers.....		Kilogr.	"	"	"	4,570	9,500	"	"
Mollusques divers.....		Hectol.	"	20	1,000	"	"	"	"
VALEUR TOTALE des produits de la pêche en étang et en rivière.....					48,671		55,115		
VALEUR TOTALE des produits de la pêche en bateau.....			5,278,712		5,298,363		925,196		2,754,115

PÊCHE EN BATEAU. — 1923.

DÉSIGNATION DES GENRES DE PÊCHE.	UNITÉS de QUANTITÉ.	LE CROISIC.		NOIRMOUTIER.		L'ÎLE-D'YEU.		AUTRES PORTS.		TOTAUX DE LA 1 ^{re} SECTION.	
		QUAN- TITÉS.	VALEUR.	QUAN- TITÉS.	VALEUR.	QUAN- TITÉS.	VALEUR.	QUAN- TITÉS.	VALEUR.	QUAN- TITÉS.	VALEUR.
			francs.		francs.		francs.		francs.		francs.
RÉGION DE L'OcéAN. (Suite.)											
1 ^{re} SECTION. — Du quartier de Brest au quartier de Noirmoutier. (Suite.)											
Islande.....	Morue.....	Kilogr.	"	"	"	"	"	"	"	"	"
	Rogue.....	Idem.	"	"	"	"	"	"	"	"	"
	Huile.....	Litre.	"	"	"	"	"	"	"	"	"
Féroë et Dogger-Bank.	Morue.....	Kilogr.	"	"	"	"	"	"	"	"	"
	Rogue.....	Idem.	"	"	"	"	"	"	"	"	"
	Huile.....	Litre.	"	"	"	"	"	"	"	"	"
	Morue.....	Kilogr.	"	"	"	"	"	"	"	261,000	365,400
	Rogue.....	Idem.	"	"	"	"	"	"	"	"	"
	Huile.....	Litre.	"	"	"	"	"	"	"	"	"
Terre-Neuve...	Morue.....	Kilogr.	"	"	"	"	"	"	"	"	"
	Rogue.....	Idem.	"	"	"	"	"	"	"	"	"
	Huile.....	Litre.	"	"	"	"	"	"	"	"	"
Poissons divers de la côte occidentale d'Afrique...		Kilogr.	"	"	"	"	"	"	"	"	"
Cabillauds.....		Idem.	"	"	"	"	"	"	"	"	"
Merlus ou Colins.....		Idem.	"	"	"	"	"	197,325	480,400	5,075,215	13,896,526
Turbots.....		Idem.	"	"	"	675	4,115	2,950	27,440	13,996	91,267
Barbues.....		Idem.	"	"	"	350	1,995	"	"	7,329	39,466
Carrelets ou Plies.....		Idem.	1,955	9,105	2,400	5,450	4,580	21,220	60,936	216,078	203,356
Soles.....		Idem.	1,500	15,000	1,640	12,480	16,064	185,424	114,548	1,087,878	580,622
Congres.....		Idem.	5,750	16,375	5,950	11,500	1,450	2,375	63,922	133,843	267,024
Raies.....		Idem.	6,730	12,160	5,300	10,000	17,430	35,010	245,847	460,096	4,201,201
Mulets et Bars.....		Idem.	5,500	27,500	"	"	1,540	13,320	77,212	558,752	128,747
	salés.....	Idem.	"	"	"	"	"	"	"	"	"
	frais.....	Idem.	21,700	18,445	"	"	"	"	213,500	221,414	399,236
Maquereaux.....	salés.....	Idem.	"	"	"	"	"	"	"	"	"
	frais.....	Idem.	14,825	43,820	1,500	3,250	12,534	17,344	590,228	1,409,160	3,664,068
Merlans.....		Idem.	17,420	48,350	"	"	13,950	31,325	748,633	2,097,003	1,585,263
Sardines.....		Idem.	274,088	767,667	361,129	727,759	430,200	742,420	581,345	1,832,831	8,828,854
Sprats.....		Idem.	"	"	"	"	"	5,450	9,225	595,522	475,377
Anchois.....		Idem.	"	"	"	"	"	1,150	402	542,376	1,011,018
Thons.....	blancs ou germans.....	Idem.	9,715	50,729	42,403	204,780	94,805	468,934	30,279	152,638	2,363,847
	francs ou thons rouges.....	Idem.	"	"	"	"	"	"	"	"	11,015,923
Poissons divers.....		Kilogr.	8,020	25,800	20,450	30,050	26,718	100,985	1,278,973	2,553,069	9,622,218
	grises ou roses.....	Idem.	"	"	"	"	"	"	111,659	453,120	121,723
	salicoques dites bouquet.....	Idem.	26,220	314,640	154,950	960,304	81,392	630,648	171,157	1,418,555	702,466
Homards.....		Idem.	11,380	79,360	17,065	203,595	24,123	329,464	180,618	2,212,926	989,617
Langoustes.....		Idem.	14,470	135,000	"	"	"	"	"	"	327,633
Langoustes de Mauritanie dites langoustes vertes.....		Idem.	"	"	"	"	"	"	"	"	2,448,009
Crabes pouparts ou tourteaux.....		Idem.	14,860	12,266	166,536	126,961	205,924	129,367	473,767	411,023	1,598,966
Crustacés divers.....		Idem.	"	"	97,850	32,345	12,965	6,440	230,255	153,726	1,680,099
Huitres plates.....		Mille.	"	"	"	"	"	"	261	74,360	265
Huitres portugaises.....		Idem.	"	"	"	"	"	"	"	"	265
Moules.....		Hectol.	"	"	1,558	72,160	"	"	21,268	309,160	22,942
Coquilles de Saint-Jacques.....		Nombre.	3,000	2,250	"	"	208,736	103,173	2,446,255	1,395,079	2,681,707
Pétoncles.....		Hectol.	"	"	"	"	"	"	12,918	517,830	12,918
Mollusques divers.....		Idem.	"	"	"	"	"	"	16,673	632,250	10,736
Oursins.....		Nombre.	"	"	"	"	"	"	"	"	"
Violet.....		Idem.	"	"	"	"	"	"	415	945	415
Oiseaux de mer.....		Idem.	"	"	"	"	"	"	300	1,500	300
Vers pour apprêts.....		Kilogr.	"	"	"	"	"	"	"	"	1,500
Corail.....		Idem.	"	"	"	"	"	"	350	105	350
Lichen.....		Idem.	"	"	"	"	"	"	"	"	105
Varech.....		M. cube.	"	"	"	"	11,000	27,500	12,843	145,279	28,571
Goémon de soude.....		Idem.	"	"	"	"	"	"	30,850	1,198,450	40,655
Pailleule.....		Idem.	"	"	"	"	"	"	"	"	1,292,630
Sables coquilliers et amendements marins.....		Idem.	"	"	"	"	"	"	28,677	297,103	41,967
VALEUR TOTALE des produits de la pêche en mer.....			1,578,527		2,410,234		2,851,039		20,833,084		126,457,723
Saumons.....		Kilogr.	"	"	"	"	"	37,152	731,052	37,972	750,467
Esturgeons.....		Idem.	"	"	"	"	"	"	"	"	"
Aloses.....		Idem.	"	"	"	"	"	91,583	578,908	91,583	578,908
Anguilles.....		Idem.	"	"	"	"	"	54,340	236,015	61,384	280,953
Mulets et Bars.....		Idem.	"	"	"	"	"	15,028	70,704	21,557	132,867
Éperlans.....		Idem.	"	"	"	"	"	198	768	198	768
Poissons divers.....		Idem.	"	"	"	"	"	107,725	424,473	131,594	490,981
Huitres.....	plates.....	Mille.	"	"	"	"	"	23	4,600	23	4,600
	portugaises.....	Idem.	"	"	"	"	"	"	"	"	"
Crustacés divers.....		Kilogr.	"	"	"	"	"	11,210	18,920	15,780	28,420
Mollusques divers.....		Hectol.	"	"	"	"	"	774	27,164	794	28,164
VALEUR TOTALE des produits de la pêche en étang et en rivière.....									2,092,604		2,296,128
VALEUR TOTALE des produits de la pêche en bateau.....			1,578,527		2,410,234		2,851,039		22,925,688		128,753,851

PÊCHE EN BATEAU. — 1923.

DÉSIGNATION DES GENRES DE PÊCHE.	UNITÉS de QUANTITÉS.	SAINT-GILLES-SUR-VIE.		LES SABLHS-D'OLONNE.	
		QUANTITÉS.	VALEUR.	QUANTITÉS.	VALEUR.
			francs.		francs.
RÉGION DE L'OcéAN. (Suite.)					
2° SECTION. — Du quartier de Saint-Gilles-sur-Vie au quartier de Marennes.					
Idende.....	Morue.....	Kilogr.	"	"	"
	Rogue.....	Idem.	"	"	"
	Huile.....	Litre.	"	"	"
Féroé et Dogger-Bank.	Morue.....	Kilogr.	"	"	"
	Rogue.....	Idem.	"	"	"
	Huile.....	Litre.	"	"	"
Terre-Neuve ..	Morue.....	Kilogr.	"	"	"
	Rogue.....	Idem.	"	"	"
	Huile.....	Litre.	"	"	"
Poissons divers de la côte occidentale d'Afrique...		Kilogr.	"	"	"
Cabillands.....		Idem.	"	"	"
Merlus ou Colins.....		Idem.	"	"	"
Turbots.....		Idem.	350	2,720	535
Berbuets.....		Idem.	"	"	700
Carrelets ou Plies.....		Idem.	11,250	41,450	100,100
Soles.....		Idem.	11,900	129,800	109,020
Congres.....		Idem.	3,475	13,000	1,825
Raies.....		Idem.	6,630	25,420	169,870
Mulets et Bars.....		Idem.	1,760	11,350	5,040
Harengs.....	salés.....	Idem.	"	"	"
	frais.....	Idem.	"	"	"
Maquereaux.....	salés.....	Idem.	"	"	"
	frais.....	Idem.	8,380	16,570	1,250
Merlans.....		Idem.	18,060	30,120	114,580
Sardines.....		Idem.	1,009,482	1,905,435	1,193,563
Sprats.....		Idem.	"	"	"
Anchois.....		Idem.	"	"	"
Thons.....	blancs ou germans.....	Idem.	"	"	326,391
	francs ou thons rouges.....	Idem.	"	"	1,781,156
Poissons divers.....		Kilogr.	5,330	8,160	465,262
		Idem.	3,500	14,000	31,920
Crevettes.....	grises ou roses.....	Idem.	19,300	199,600	34,390
	salicoques dites bouquet.....	Idem.	11,215	97,680	18,095
Homards.....		Idem.	20	300	13,822
Langoustes.....		Idem.	"	"	"
Langoustes de Mauritanie dites langoustes vertes.....		Idem.	"	"	"
Crabes pouparts ou courtoux.....		Idem.	11,980	11,980	70,888
Crustacés divers.....		Idem.	"	"	29,980
Huitres plates.....		Mille.	"	"	"
Huitres portugaises.....		Idem.	"	"	"
Moules.....		Hectol.	262	5,990	"
Coquilles de Saint-Jacques.....		Nombre.	"	"	"
Pétoncles.....		Hectol.	"	"	"
Mollusques divers.....		Idem.	"	"	"
Oursins.....		Nombre.	"	"	"
Violetes.....		Idem.	"	"	"
Oiseaux de mer.....		Idem.	"	"	"
Vers pour appâts.....		Kilogr.	"	"	"
Corail.....		Idem.	"	"	"
Lichen.....		Idem.	"	"	"
Varech.....		M. cube.	"	"	"
Goémon de soude.....		Idem.	"	"	"
Pailleule.....		Idem.	"	"	"
Sables coquilliers et amendements marins.....		Idem.	"	"	"
VALEUR TOTALE des produits de la pêche en mer.....				2,514,475	10,236,417
Saumons.....		Kilogr.	"	"	"
Esturgeons.....		Idem.	"	"	"
Aloses.....		Idem.	"	"	"
Anguilles.....		Idem.	"	"	"
Mulets et Bars.....		Idem.	"	"	"
Éperlans.....		Idem.	"	"	"
Poissons divers.....		Idem.	"	"	"
Huitres.....	plates.....	Mille.	"	"	"
	portugaises.....	Idem.	"	"	"
Crustacés divers.....		Kilogr.	"	"	"
Mollusques divers.....		Hectol.	"	"	"
VALEUR TOTALE des produits de la pêche en étang et en rivière.....					
VALEUR TOTALE des produits de la pêche en bateau.....				2,514,475	10,236,417

— 146 —

— 147 —

PÊCHE EN BATEAU. — 1923.

DESIGNATION DES GENRES DE PÊCHE.	UNITÉS de QUANTITÉS.	LA ROCHELLE.		TOTAUX DES AUTRES PORTS.		TOTAUX DE LA 2 ^e SECTION.	
		QUANTITÉS.	VALEUR.	QUANTITÉS.	VALEUR.	QUANTITÉS.	VALEUR.
RÉGION DE L'OcéAN. (Suite.)							
2^e SECTION. — Du quartier de Saint-Gilles-sur-Vie au quartier de Marennes. (Suite.)							
Islande.....	Morue.....	Kilogr.	"	"	"	"	"
	Rogue.....	Idem.	"	"	"	"	"
	Huile.....	Litre.	"	"	"	"	"
Féroë et Dogger-Bank.	Morue.....	Kilogr.	"	"	"	"	"
	Rogue.....	Idem.	"	"	"	"	"
	Huile.....	Litre.	"	"	"	"	"
Terre-Neuve...	Morue.....	Kilogr.	275,675	408,703	3,095,575	5,177,000	3,371,250
	Rogue.....	Idem.	"	"	"	"	"
	Huile.....	Litre.	"	"	"	"	"
Poissons divers de la côte occidentale d'Afrique..		Kilogr.	"	"	"	"	"
Cabillauds.....		Idem.	"	"	"	"	"
Merlus ou Colins.....		Idem.	11,703,585	31,345,294	"	"	11,703,585
Turbots.....		Idem.	"	"	"	"	885
Barbus.....		Idem.	"	"	"	"	700
Carrelcts ou Plies.....		Idem.	205	820	34,305	146,690	145,860
Soles.....		Idem.	223,470	2,360,710	74,644	733,410	419,034
Congres.....		Idem.	"	"	"	"	5,300
Raies.....		Idem.	1,218,882	2,350,677	80,840	186,535	1,476,222
Mulets et Bars.....		Idem.	"	"	18,470	122,070	25,270
Harengs.....	salés.....	Idem.	"	"	"	"	"
	frais.....	Idem.	"	"	75	275	75
Maquereaux.....	salés.....	Idem.	"	"	"	"	"
	frais.....	Idem.	"	"	200	600	9,830
Merlans.....		Idem.	"	"	9,835	31,755	142,475
Sardines.....		Idem.	158,907	307,283	13,961	35,232	2,375,913
Sprats.....		Idem.	"	"	"	"	"
Anchois.....		Idem.	"	"	"	"	"
Thons.....	blancs ou germans.....	Idem.	220,295	1,085,957	7,014	30,285	554,300
	francs ou thons rouges.....	Idem.	"	"	"	"	"
Poissons divers.....		Kilogr.	6,056,994	8,556,820	232,437	951,073	6,700,023
Crevettes.....	grises ou roses.....	Idem.	2,540	10,160	66,467	107,540	104,427
	salicoques dite bouquet.....	Idem.	800	9,600	20,700	243,500	75,100
Homards.....		Idem.	5,965	44,310	6,694	44,700	41,969
Langoustes.....		Idem.	100	2,000	"	"	13,942
Langoustes de Mauritanie dites langoustes vertes..		Idem.	"	"	"	"	"
Crabes poutards ou tourteaux.....		Idem.	136,475	136,475	20,887	20,068	240,230
Crustacés divers.....		Idem.	263,577	409,939	10,390	13,905	303,047
Huitres plates.....		Mille.	"	"	"	"	"
Huitres portugaises.....		Idem.	"	"	8,851	91,300	8,851
Moules.....		Hectol.	"	"	6,539	96,870	6,801
Coquilles de Saint-Jacques.....		Nombre.	"	"	"	"	"
Pétoncles.....		Hectol.	250	35,000	128	16,920	378
Mollusques divers.....		Idem.	"	"	1,699	18,680	1,699
Oursins.....		Nombre.	"	"	"	"	"
Violet.....		Idem.	"	"	"	"	"
Oiseaux de mer.....		Idem.	"	"	805	4,025	805
Vers pour apprêts.....		Kilogr.	"	"	"	"	"
Corail.....		Idem.	"	"	"	"	"
Lichen.....		Idem.	"	"	"	"	"
Varech.....		M. cube.	"	"	"	"	"
Goémon de soude.....		Idem.	"	"	"	"	"
Pailleule.....		Idem.	"	"	"	"	"
Sables coquilliers et amendements marins.....		Idem.	"	"	500	5,000	500
VALEUR TOTALE des produits de la pêche en mer.....				47,133,748		8,078,033	67,982,673
Saumons.....		Kilogr.	"	"	"	"	48,790
Esturgeons.....		Idem.	"	"	12,005	48,790	12,005
Aloses.....		Idem.	"	"	500	3,000	500
Anguilles.....		Idem.	"	"	23,115	93,630	23,115
Mulets et Bars.....		Idem.	"	"	20,650	65,900	20,650
Eperlans.....		Idem.	"	"	"	"	102,616
Poissons divers.....		Idem.	"	"	52,856	102,616	52,856
Huitres.....	plates.....	Mille.	"	"	"	"	"
	portugaises.....	Idem.	"	"	4,050	47,900	4,050
Crustacés divers.....		Kilogr.	"	"	8,200	3,640	8,200
Mollusques divers.....		Hectol.	"	"	555	50,300	555
VALEUR TOTALE des produits de la pêche en étang et en rivière.....						415,776	415,776
VALEUR TOTALE des produits de la pêche en bateau.....				47,133,748		8,493,809	68,398,449

DESIGNATION DES GENRES DE PÊCHE.	UNITÉS de QUANTITÉ.	BORDEAUX.		GUJAN-MESTRAS.		ARCACHON.		SAINT-JEAN- DE-LUZ.	
		QUANTITÉS.	VALEUR.	QUANTITÉS.	VALEUR.	QUANTITÉS.	VALEUR.	QUANTITÉS.	VALEUR.
			francs.		francs.		francs.		francs.
RÉGION DE L'OcéAN. (Suite.)									
3 ^e SECTION. — Du quartier de Pauillac au quartier de Bayonne.									
Islande.....	Morue.....	Kilogr.	"	"	"	"	"	"	"
	Rogue.....	Idem.	"	"	"	"	"	"	"
	Huile.....	Litre.	"	"	"	"	"	"	"
Féroë et Dogger-Bank.	Morue.....	Kilogr.	"	"	"	"	"	"	"
	Rogue.....	Idem.	"	"	"	"	"	"	"
	Huile.....	Litre.	"	"	"	"	"	"	"
Terre-Neuve..	Morue.....	Kilogr.	1,907,582	3,269,712	"	"	25,577	37,915	"
	Rogue.....	Idem.	"	"	"	"	"	"	"
	Huile.....	Litre.	7,000	23,900	"	"	"	"	"
Poissons divers de la côte occidentale d'Afrique..		Kilogr.	"	"	"	"	"	"	"
Cabillauds.....		Idem.	"	"	"	"	"	"	"
Merlus ou Colias.....		Idem.	"	"	"	470,379	2,511,341	76,400	219,650
Turbots.....		Idem.	"	"	"	39,700	473,400	100	1,000
Barbues.....		Idem.	"	"	"	"	"	"	"
Carrelets ou Plics.....		Idem.	"	"	36,100	144,400	198,900	1,119,000	"
Soles.....		Idem.	"	"	13,350	133,500	369,000	5,146,000	39,325
Congres.....		Idem.	"	"	"	"	"	"	450,900
Ilais.....		Idem.	"	"	"	"	946,240	2,250,195	148,560
Mulets et Bars.....		Idem.	"	"	38,500	192,500	171,000	1,261,000	2,430
Harengs.....	salés.....	Idem.	"	"	"	"	"	"	"
	frais.....	Idem.	"	"	"	"	"	"	"
Maquereaux.....	salés.....	Idem.	"	"	"	"	"	"	"
	frais.....	Idem.	"	"	"	"	48,000	202,000	316,730
Merlans.....		Idem.	"	"	"	"	1,415,000	2,450,000	96,650
Sardines.....		Idem.	"	"	300,000	699,576	380,297	1,114,302	2,734,770
Sprats.....		Idem.	"	"	"	"	"	"	5,219,447
Anchois.....		Idem.	"	"	"	"	"	"	40,100
Thons.....	blancs ou germons.....	Idem.	"	"	"	"	"	"	21,900
	francs ou thons rouges.....	Idem.	"	"	"	"	"	"	194,268
									1,083,695
Poissons divers.....		Kilogr.	"	"	58,800	152,400	2,205,532	9,420,032	392,780
		Idem.	"	"	"	"	11,700	127,600	850
Crevettes.....	grises ou roses.....	Idem.	"	"	13,240	66,200	"	"	3,455
	salicoques dites bouquet.....	Idem.	"	"	"	"	"	"	20,730
Homards.....		Idem.	"	"	"	"	"	"	6,950
Langoustes.....		Idem.	"	"	"	"	"	"	83,400
Langoustes de Mauritanie dites langoustes vertes..		Idem.	"	"	"	"	"	"	"
Crabes poulpards ou tourteaux.....		Idem.	"	"	"	"	12,200	34,600	"
Crustacés divers.....		Idem.	"	"	50,900	50,900	600	600	"
Huitres plates.....		Mille.	"	"	"	"	"	"	"
Huitres portugaises.....		Idem.	"	"	"	"	"	"	"
Moules.....		Hectol.	"	"	"	"	"	"	"
Coquilles de Saint-Jacques.....		Nombre.	"	"	"	"	"	"	"
Pétoncles.....		Hectol.	"	"	"	"	"	"	"
Mollusques divers.....		Idem.	"	"	"	"	1,000	40,000	"
Oursins.....		Nombre.	"	"	"	"	"	"	"
Violetes.....		Idem.	"	"	"	"	"	"	"
Oiseaux de mer.....		Idem.	"	"	"	"	"	"	"
Vers pour apprêts.....		Kilogr.	"	"	"	"	"	"	"
Corail.....		Idem.	"	"	"	"	"	"	"
Lichen.....		Idem.	"	"	"	"	"	"	"
Varech.....		M. cube.	"	"	"	"	"	"	"
Goémon de soude.....		Idem.	"	"	"	"	"	"	"
Pailleule.....		Idem.	"	"	"	"	"	"	"
Sables coquilliers et amendements marins.....		Idem.	"	"	"	"	"	"	"
VALEUR TOTALE des produits de la pêche en mer.....				3,293,612		1,439,476		26,188,585	9,143,722
SAUMONS.....		Kilogr.	75	1,500	"	"	"	790	19,140
ESTURGEONS.....		Idem.	600	1,750	"	"	"	"	"
ALOSAS.....		Idem.	43,000	275,500	"	"	"	"	"
ANGUILLES.....		Idem.	7,030	31,150	"	"	"	5,140	11,680
MULETS ET BARS.....		Idem.	5,405	32,430	"	"	"	4,680	16,240
ÉPERLANS.....		Idem.	"	"	"	"	"	3,150	13,650
POISSONS DIVERS.....		Idem.	57,050	263,250	"	"	"	12,700	25,400
HUITRES.....	plates.....	Mille.	"	"	"	"	"	"	"
	portugaises.....	Idem.	"	"	"	"	"	"	"
CRUSTACÉS DIVERS.....		Kilogr.	"	"	"	"	"	"	"
MOLLUSQUES DIVERS.....		Hectol.	"	"	"	"	"	"	"
VALEUR TOTALE des produits de la pêche en étang et en rivière.....				605,580					86,110
VALEUR TOTALE des produits de la pêche en bateau.....				3,899,192		1,439,476		26,188,585	9,229,832

DÉSIGNATION DES GENRES DE PÊCHE.	UNITÉS de QUANTITÉ.	AUTRES PORTS.		TOTAUX DE LA 3 ^e SECTION.		TOTAUX DE LA RÉGION DE L'OcéAN.	
		QUANTITÉS.	VALEUR.	QUANTITÉS.	VALEUR.	QUANTITÉS.	VALEUR.
RÉGION DE L'OcéAN. (Fin.)							
3 ^e SECTION. — Du quartier de Pauillac au quartier de Bayonne. (Suite.)							
Islande.....	Morue..... Kilogr.	"	"	"	"	"	"
	Rogue..... Idem.	"	"	"	"	"	"
	Huile..... Litre.	"	"	"	"	"	"
Féroé et Dogger-Bank.	Morue..... Kilogr.	"	"	"	"	"	"
	Rogue..... Idem.	"	"	"	"	"	"
	Huile..... Litre.	"	"	"	"	"	"
Terre-Neuve.....	Morue..... Kilogr.	"	"	1,933,159	3,307,627	5,565,409	9,258,730
	Rogue..... Idem.	"	"	"	"	"	"
	Huile..... Litre.	"	"	7,000	23,900	7,000	23,900
Poissons divers de la côte occidentale d'Afrique.....	Kilogr.	"	"	"	"	"	"
Cabillaud.....	Idem.	800	1,600	800	1,600	800	1,600
Merlus ou Colins.....	Idem.	4,620	12,346	551,399	2,743,337	17,330,199	47,985,157
Turbots.....	Idem.	"	"	39,800	474,400	54,681	571,217
Barbues.....	Idem.	"	"	"	"	8,029	42,716
Carrelets ou Plies.....	Idem.	"	"	235,000	1,263,400	584,216	2,760,310
Soles.....	Idem.	1,920	23,800	423,595	5,754,200	1,423,251	16,192,291
Congres.....	Idem.	"	"	"	"	272,324	697,143
Baies.....	Idem.	10,922	20,744	1,105,722	2,400,849	6,783,145	12,302,018
Mulets et Bars.....	Idem.	31,550	144,000	243,480	1,604,790	397,497	2,651,472
Harengs.....	Idem.	"	"	"	"	"	"
	salés..... Idem.	"	"	"	"	399,311	488,970
	frais..... Idem.	"	"	"	"	"	"
Maquereaux.....	Idem.	"	"	"	"	"	"
	salés..... Idem.	"	"	"	"	"	"
	frais..... Idem.	38,740	116,680	403,470	1,096,040	4,077,368	9,420,211
Merlans.....	Idem.	12,420	32,690	1,524,070	2,655,490	3,251,808	7,480,112
Sardines.....	Idem.	64,660	105,660	3,479,727	7,138,985	14,684,494	35,746,590
Sprats.....	Idem.	"	"	"	"	595,522	475,377
Anchois.....	Idem.	"	"	40,100	21,900	582,476	1,032,918
Thons.....	Idem.	"	"	"	"	2,918,147	13,913,321
	blancs ou germans..... Idem.	"	"	"	"	104,268	1,083,005
	francs ou thons rouges..... Idem.	"	"	"	"	"	"
Poissons divers.....	Kilogr.	314,900	1,063,950	3,062,012	11,584,122	19,444,253	41,166,242
	Idem.	3,000	12,000	15,550	148,100	241,700	1,067,717
Crevettes.....	Idem.	"	"	13,240	66,200	148,811	1,642,624
	grises ou roses..... Idem.	"	"	"	"	"	"
	salicques dites bouquet..... Idem.	"	"	"	"	"	"
Homards.....	Idem.	475	2,850	3,930	23,580	748,365	5,668,330
Langoustes.....	Idem.	4,590	53,720	11,540	137,120	1,015,099	12,218,157
Langoustes de Mauritanie dites langoustes vertes.....	Idem.	"	"	"	"	327,633	2,448,069
Crabes pouparts ou tourteaux.....	Idem.	1,170	1,755	13,370	36,355	1,852,566	1,403,560
Crustacés divers.....	Idem.	3,015	7,815	54,515	59,315	2,038,561	2,929,166
Huitres plates.....	Mille.	"	"	"	"	265	75,960
Huitres portugaises.....	Idem.	"	"	"	"	8,851	91,300
Moules.....	Hectol.	"	"	"	"	29,743	493,195
Coquilles de Saint-Jacques.....	Nombre.	"	"	"	"	2,681,707	1,518,338
Pétoncles.....	Hectol.	"	"	"	"	13,296	569,750
Mollusques divers.....	Idem.	3,465	69,300	9,465	109,300	22,900	765,930
Oursins.....	Nombre.	"	"	"	"	"	"
Violettes.....	Idem.	"	"	"	"	"	"
Oiseaux de mer.....	Idem.	164	246	164	246	1,384	5,216
Vers pour appâts.....	Kilogr.	"	"	"	"	300	1,500
Corail.....	Idem.	"	"	"	"	"	"
Lichen.....	Idem.	"	"	"	"	350	105
Varech.....	M. cube.	"	"	"	"	28,571	201,147
Goémon de soude.....	Idem.	"	"	"	"	40,655	1,292,630
Pailleule.....	Idem.	"	"	"	"	"	"
Sables coquilliers et amendements marins.....	Idem.	72	360	72	360	42,539	488,623
VALEUR TOTALE des produits de la pêche en mer.....			1,669,516		41,734,911		236,175,307
Saumons.....	Kilogr.	28,629	560,420	29,494	581,060	67,466	1,331,527
Esturgeons.....	Idem.	24,350	114,300	24,950	116,050	36,955	164,840
Aloses.....	Idem.	143,075	751,575	186,075	1,027,075	278,158	1,608,983
Anguilles.....	Idem.	67,305	307,965	79,475	350,795	163,974	725,378
Mulets et Bars.....	Idem.	88,088	475,466	98,173	524,136	140,380	722,903
Éperlans.....	Idem.	"	"	3,150	13,650	3,348	14,418
Poissons divers.....	Idem.	244,630	1,051,669	316,380	1,340,319	498,830	1,933,916
	Idem.	"	"	"	"	23	4,000
Huitres.....	Idem.	74,148	834,980	74,148	834,980	78,198	882,880
	plates..... Mille.	"	"	"	"	"	"
	portugaises..... Idem.	"	"	"	"	"	"
Crustacés divers.....	Kilogr.	6,280	19,570	6,280	19,570	30,260	51,630
Mollusques divers.....	Hectol.	"	"	"	"	1,349	78,464
VALEUR TOTALE des produits de la pêche en étang et en rivière.....			4,115,945		4,807,635		7,519,539
VALEUR TOTALE des produits de la pêche en bateau.....			5,785,461		46,542,546		243,694,846

DÉSIGNATION DES GENRES DE PÊCHE.	UNITÉS de QUANTITÉS.	SAINT-LAURENT- DE-LA-SALANQUE.		AGDE.		CETTE.		PALAVAS.		AIGUES-MORTES.	
		QUAN- TITÉS.	VALEUR.	QUAN- TITÉS.	VALEUR.	QUAN- TITÉS.	VALEUR.	QUAN- TITÉS.	VALEUR.	QUAN- TITÉS.	VALEUR.
			francs		francs		francs.		francs.		francs.
RÉGION DE LA MÉDITERRANÉE (FRANCE ET CORSE).											
Islande. { Morue.....	Kilogr.	"	"	"	"	"	"	"	"	"	"
Islande. { Rogue.....	Idem.	"	"	"	"	"	"	"	"	"	"
Islande. { Huile.....	Litre.	"	"	"	"	"	"	"	"	"	"
Féroë et Dogger-Bank. { Morue.....	Kilogr.	"	"	"	"	"	"	"	"	"	"
Féroë et Dogger-Bank. { Rogue.....	Idem.	"	"	"	"	"	"	"	"	"	"
Féroë et Dogger-Bank. { Huile.....	Litre.	"	"	"	"	"	"	"	"	"	"
Terre-Neuve. { Morue.....	Kilogr.	"	"	"	"	"	"	"	"	"	"
Terre-Neuve. { Rogue.....	Idem.	"	"	"	"	"	"	"	"	"	"
Terre-Neuve. { Huile.....	Litre.	"	"	"	"	"	"	"	"	"	"
Poissons divers de la côte occidentale d'Afrique...	Kilogr.	"	"	"	"	"	"	"	"	"	"
Canitlands.....	Idem.	"	"	"	"	"	"	"	"	"	"
Merlus ou Colins.....	Idem.	"	"	"	"	24,450	122,560	"	"	"	"
Turbots.....	Idem.	"	"	"	"	5,705	43,002	"	"	1,800	14,400
Barbues.....	Idem.	"	"	"	"	"	"	"	"	"	"
Carrelets ou Plies.....	Idem.	"	"	"	"	"	"	"	"	"	"
Soles.....	Idem.	"	"	675	8,100	5,400	92,800	90	900	1,600	16,000
Congrus.....	Idem.	"	"	"	"	3,300	5,950	1,470	4,435	"	"
Bases.....	Idem.	"	"	"	"	13,475	34,094	990	1,980	21,000	63,000
Mulets et Bars.....	Idem.	27,765	145,295	7,500	75,000	31,550	194,300	725	6,670	26,000	104,000
Harengs. { salés.....	Idem.	"	"	"	"	"	"	"	"	"	"
Harengs. { frais.....	Idem.	"	"	"	"	"	"	"	"	"	"
Maquereaux. { salés.....	Idem.	"	"	"	"	"	"	"	"	"	"
Maquereaux. { frais.....	Idem.	123,635	394,180	47,810	375,085	207,000	710,250	16,155	61,110	48,000	192,000
Merlans.....	Idem.	"	"	4,800	38,400	39,500	110,375	"	"	5,600	28,000
Sardines.....	Idem.	99,655	174,514	38,800	155,200	165,000	465,750	150	300	"	"
Sprats.....	Idem.	"	"	"	"	"	"	"	"	"	"
Anchois.....	Idem.	"	"	"	"	"	"	"	"	"	"
Thons. { blancs ou gerinons.....	Idem.	"	"	"	"	"	"	"	"	"	"
Thons. { francs ou thons rouges.....	Idem.	"	"	8,500	68,000	60,200	474,200	5,000	32,200	7,600	60,800
Poissons divers.....	Idem.	160,245	966,005	92,000	710,000	61,800	170,480	13,110	81,646	131,600	658,000
Crevettes. { grises ou roses.....	Kilogr.	"	"	"	"	"	"	"	"	"	"
Crevettes. { salicoques dites bouquet.....	Idem.	"	"	"	"	"	"	"	"	"	"
Homards.....	Idem.	1,857	37,140	550	8,250	"	"	465	9,300	"	"
Langoustes.....	Idem.	"	"	"	"	"	"	"	"	"	"
Langoustes de Mauritanie dites langoustes vertes...	Idem.	"	"	"	"	"	"	"	"	"	"
Crabes pouparts ou tourteaux.....	Idem.	"	"	"	"	"	"	"	"	"	"
Crustacés divers.....	Idem.	"	"	"	"	"	"	"	"	"	"
Huitres plates.....	Mille.	"	"	"	"	"	"	"	"	"	"
Huitres portugaises.....	Idem.	"	"	"	"	"	"	"	"	"	"
Moules.....	Hectol.	"	"	"	"	"	"	"	"	"	"
Coquilles de Saint-Jacques.....	Nombre.	"	"	"	"	"	"	"	"	"	"
Pétoncles.....	Hectol.	"	"	"	"	"	"	"	"	"	"
Mollusques divers.....	Idem.	"	"	"	"	"	"	"	"	"	"
Oursins.....	Nombre.	"	"	"	"	574,000	108,500	"	"	"	"
Violetes.....	Idem.	"	"	"	"	"	"	23,560	2,356	"	"
Oiseaux de mer.....	Idem.	"	"	"	"	"	"	"	"	"	"
Vers pour appâts.....	Kilogr.	"	"	"	"	"	"	"	"	"	"
Corail.....	Idem.	"	"	"	"	"	"	"	"	"	"
Lichen.....	Idem.	"	"	"	"	"	"	"	"	"	"
Varech.....	M. cube.	"	"	"	"	"	"	"	"	"	"
Goémon de sonde.....	Idem.	"	"	"	"	"	"	"	"	"	"
Pailleule.....	Idem.	"	"	"	"	"	"	"	"	"	"
Sables coquilliers et amendements marins.....	Idem.	"	"	"	"	"	"	"	"	"	"
VALEUR TOTALE des produits de la pêche en mer.....			1,718,094		1,438,035		2,541,231		200,897		1,136,200
Saumons.....	Kilogr.	"	"	"	"	"	"	"	"	"	"
Esturgeons.....	Idem.	"	"	"	"	"	"	"	"	"	"
Aloses.....	Idem.	"	"	1,000	4,000	"	"	"	"	"	"
Anguilles.....	Idem.	107,535	302,955	35,870	164,950	62,600	183,800	324,600	243,872	62,300	84,600
Mulets et Bars.....	Idem.	45,790	244,140	41,400	432,000	23,850	162,200	88,290	447,741	81,200	487,200
Éperlans.....	Idem.	"	"	"	"	"	"	"	"	"	"
Poissons divers.....	Idem.	59,290	322,435	39,800	296,000	39,700	251,350	65,020	160,330	86,200	344,800
Huitres. { plates.....	Mille.	"	"	"	"	36	5,700	"	"	"	"
Huitres. { portugaises.....	Idem.	"	"	"	"	"	"	52,490	33,930	"	"
Crustacés divers.....	Kilogr.	"	"	"	"	1,715	137,600	185	2,775	"	"
Mollusques divers.....	Hectol.	"	"	"	"	"	"	"	"	"	"
VALEUR TOTALE des produits de la pêche en étang et en rivière.....			869,530		896,950		740,659		888,648		916,600
VALEUR TOTALE des produits de la pêche en bateau.....			2,587,624		2,334,985		3,281,891		1,089,545		2,052,800

DÉSIGNATION DES GENRES DE PÊCHE.	UNITÉS de QUANTITÉ.	MARTIGUES.		MARSEILLE.		AUTRES PORTS.		TOTAUX DE LA RÉGION DE LA MÉDITERRANÉE.	
		QUANTITÉS.	VALEUR.	QUANTITÉS.	VALEUR.	QUANTITÉS.	VALEUR.	QUANTITÉS.	VALEUR.
			francs.		francs.		francs.		francs.
RÉGION DE LA MÉDITERRANÉE (FRANCE ET CORSE). [Fin.]									
Islande.....	Morue.....	Kilogr.	"	"	"	"	"	"	"
	Idem.....	Kilogr.	"	"	"	"	"	"	"
	Huile.....	Litre.	"	"	"	"	"	"	"
Féroé et Dogger-Bank.	Morue.....	Kilogr.	"	"	"	"	"	"	"
	Idem.....	Kilogr.	"	"	"	"	"	"	"
	Huile.....	Litre.	"	"	"	"	"	"	"
Terre-Neuve..	Morue.....	Kilogr.	"	"	"	"	"	"	"
	Idem.....	Kilogr.	"	"	"	"	"	"	"
	Huile.....	Litre.	"	"	"	"	"	"	"
Poissons divers de la côte occidentale d'Afrique...		Kilogr.	"	215,000	457,000	"	"	215,000	457,000
Cabillouls.....		Idem.	"	"	"	"	"	"	"
Merlus ou Colins.....		Idem.	"	399,885	1,008,763	1,600	10,650	425,935	1,141,973
Turbots.....		Idem.	1,685	13,380	261	1,566	3,671	28,820	13,122
Barbues.....		Idem.	"	"	"	"	2,720	32,880	2,720
Carrelets ou Plies.....		Idem.	2,230	13,380	85	850	4,644	23,754	6,959
Soles.....		Idem.	20,760	301,160	9,367	93,670	5,205	53,170	43,097
Congres.....		Idem.	3,165	15,825	8,000	48,000	51,023	234,131	66,958
Rais.....		Idem.	16,940	78,260	36,388	71,414	73,816	171,568	162,601
Mulets et Bars.....		Idem.	38,500	385,000	"	"	140,381	845,857	279,621
Harengs.....	salés.....	Idem.	"	"	"	"	"	"	"
	frais.....	Idem.	"	"	"	"	"	"	"
Maquereaux.....	salés.....	Idem.	"	"	"	"	"	"	"
	frais.....	Idem.	120,290	601,950	15,800	94,800	459,628	2,249,591	1,128,318
Merlans.....		Idem.	34,300	343,000	19,690	175,360	13,165	80,190	117,055
Sardines.....		Idem.	103,210	219,630	123,110	615,330	1,308,220	3,605,118	1,836,145
Sprats.....		Idem.	"	"	"	"	"	"	"
Anchois.....		Idem.	"	"	3,000	18,000	329,923	1,127,514	332,923
Thons.....	blancs ou germans.....	Idem.	"	"	"	"	620	5,480	620
	francs ou thons rouges.....	Idem.	81,900	655,200	9,000	63,000	30,000	224,162	211,200
Poissons divers.....		Idem.	60,200	415,200	450,400	1,380,452	1,370,075	7,131,271	2,372,436
									11,531,984
Crevettes.....	grises ou roses.....	Kilogr.	"	"	"	"	7,720	77,850	7,720
	salicoques dites bouquet.....	Idem.	"	"	"	"	645	8,870	645
Homards.....		Idem.	390	5,730	"	"	1,196	14,988	1,586
Langoustes.....		Idem.	550	9,100	3,300	66,000	70,885	920,738	77,607
Langoustes de Mauritanie dites langoustes vertes.....		Idem.	"	"	"	"	"	"	"
Crabes pouparts ou tourteaux.....		Idem.	"	"	"	"	730	730	730
Crustacés divers.....		Idem.	"	"	"	"	2,260	29,900	2,260
Huitres plates.....		Mille.	"	"	"	"	"	"	"
Huitres portugaises.....		Idem.	"	"	"	"	430	17,200	430
Moules.....		Hectol.	"	"	"	"	309	48,265	809
Coquilles de Saint-Jacques.....		Nombre.	"	"	"	"	"	"	"
Pétoncles.....		Hectol.	"	"	"	"	"	"	"
Mollusques divers.....		Idem.	"	"	"	"	3,564	25,080	3,564
Oursins.....		Nombre.	140,400	11,700	120,000	9,600	2,188,347	114,364	3,022,747
Violet.....		Idem.	"	"	127,500	12,750	3,606,004	449,583	3,757,064
Osseaux de mer.....		Idem.	"	"	"	"	5,123	30,199	5,123
Vers pour appâts.....		Kilogr.	"	"	2,710	54,200	"	"	2,710
Corail.....		Idem.	"	"	"	"	1,005	66,000	1,005
Lichen.....		Idem.	"	"	"	"	"	"	"
Varech.....		M. cube.	"	"	360	14,400	"	"	360
Goémon de soude.....		Idem.	"	"	"	"	"	"	"
Pailleule.....		Idem.	"	"	"	"	"	"	"
Sables coquilliers et amendements marins.....		Idem.	"	"	"	"	"	"	"
VALEUR TOTALE des produits de la pêche en mer.....				3,068,515		4,194,155		17,627,929	
Saumons.....		Kilogr.	"	"	"	"	"	"	"
Esturgeons.....		Idem.	"	"	"	"	"	"	"
Aloses.....		Idem.	"	"	"	"	800	3,700	1,800
Anguilles.....		Idem.	16,160	64,640	"	"	252,799	558,664	841,864
Mulets et Bars.....		Idem.	94,990	949,900	"	"	184,115	877,330	559,635
Éperlans.....		Idem.	"	"	"	"	"	"	"
Poissons divers.....		Idem.	60,000	360,000	"	"	175,661	577,115	525,671
Huitres.....	plates.....	Mille.	"	"	"	"	15	1,500	51
	portugaises.....	Idem.	"	"	"	"	"	"	"
Crustacés divers.....		Kilogr.	2,840	4,910	"	"	"	"	55,330
Mollusques divers.....		Hectol.	3,430	51,450	"	"	4,790	272,525	10,120
VALEUR TOTALE des produits de la pêche en étang et en rivière.....				1,430,400				2,290,834	
VALEUR TOTALE des produits de la pêche en bateau.....				4,498,915		4,194,155		19,918,763	

PÊCHE EN BATEAU. — 1923.

DÉSIGNATION DES GENRES DE PÊCHE.	UNITÉS de QUANTITÉ.	BÔNE.		PHILIPPEVILLE.		ALGER.		ARZEW.	
		QUANTITÉS.	VALEUR.	QUANTITÉS.	VALEUR.	QUANTITÉS.	VALEUR.	QUANTITÉS.	VALEUR.
			francs.		francs.		francs.		francs.
RÉGION DE L'ALGÉRIE.									
Islande.....	Morue.....	Kilogr.	"	"	"	"	"	"	"
	Rogue.....	Idem.	"	"	"	"	"	"	"
	Huile.....	Litre.	"	"	"	"	"	"	"
Féroé et Dogger-Bank.	Morue.....	Kilogr.	"	"	"	"	"	"	"
	Rogue.....	Idem.	"	"	"	"	"	"	"
	Huile.....	Litre.	"	"	"	"	"	"	"
Terre-Neuve...	Morue.....	Kilogr.	"	"	"	"	"	"	"
	Rogue.....	Idem.	"	"	"	"	"	"	"
	Huile.....	Litre.	"	"	"	"	"	"	"
Poissons divers de la côte occidentale d'Afrique...		Kilogr.	"	"	"	"	"	"	"
Cabillauda.....		Idem.	"	"	"	"	"	"	"
Merlus ou Colins.....		Idem.	"	"	"	"	"	"	"
Turbots.....		Idem.	"	"	"	"	"	"	"
Barbues.....		Idem.	"	"	"	"	"	"	"
Carrelets ou Plies.....		Idem.	"	"	"	"	"	"	"
Soles.....		Idem.	3,115	22,778	2,431	26,994	4,820	36,100	17,795
Congres.....		Idem.	"	"	9,323	26,768	12,900	38,000	"
Roies.....		Idem.	"	"	61,230	122,460	29,900	70,800	115,600
Mulets et Bars.....		Idem.	27,100	26,900	7,875	19,006	13,250	49,450	"
Harengs.....	salés.....	Idem.	"	"	"	"	"	"	"
	frais.....	Idem.	"	"	"	"	"	"	"
Maquereaux.....	salés.....	Idem.	"	"	"	"	"	"	"
	frais.....	Idem.	169,000	123,600	259,390	188,553	44,650	110,550	46,450
Merlans.....		Idem.	62,890	165,420	102,645	562,345	507,800	1,894,400	91,100
Sardines.....		Idem.	11,950	12,950	216,395	127,525	452,960	450,310	281,250
Sprats.....		Idem.	"	"	"	"	"	"	"
Anchois.....		Idem.	"	"	69,640	96,022	52,425	47,455	"
Thons.....	blancs ou germons.....	Idem.	"	"	"	"	"	26,090	130,450
	francs ou thons rouges.....	Idem.	"	"	"	"	13,080	52,900	"
Poissons divers.....		Idem.	426,882	1,130,202	502,007	1,003,064	1,251,625	2,801,020	810,090
									1,020,180
Crevettes.....	grises ou roses.....	Kilogr.	6,230	62,380	37,707	154,587	56,230	235,900	32,650
	salicoques dites bouquet.....	Idem.	"	"	"	"	"	"	88,440
Homards.....		Idem.	"	"	"	"	"	"	"
Langoustes.....		Idem.	2,006	25,890	5,103	56,430	1,060	14,400	595
Langoustes de Mauritanie dites langoustes vertes.....		Idem.	"	"	"	"	"	"	5,950
Crabes poutaris ou tourteaux.....		Idem.	"	"	1,069	9,310	"	"	"
Crustacés divers.....		Idem.	"	"	"	"	"	"	"
Huitres plates.....		Mille.	"	"	"	"	"	"	"
Huitres portugaises.....		Idem.	"	"	26	2,640	"	"	"
Moules.....		Hectol.	"	"	"	"	"	"	"
Coquilles de Saint-Jacques.....		Nombre.	"	"	"	"	"	"	"
Pétoncles.....		Hectol.	"	"	34	5,230	"	"	"
Mollusques divers.....		Idem.	"	"	31,830	2,035	"	"	"
Oursins.....		Nombre.	"	"	"	"	"	"	"
Violetes.....		Idem.	"	"	"	"	"	"	"
Oiseaux de mer.....		Idem.	"	"	"	"	"	"	"
Vers pour appâts.....		Kilogr.	"	"	"	"	"	"	"
Corail.....		Idem.	218	13,830	"	"	"	"	"
Lichen.....		Idem.	"	"	"	"	"	"	"
Varech.....		M. cube.	"	"	"	"	"	"	"
Goémon de soude.....		Idem.	"	"	"	"	"	"	"
Pailleule.....		Idem.	"	"	"	"	"	"	"
Sables coquilliers et amendements marins.....		Idem.	"	"	"	"	"	"	"
VALEUR TOTALE des produits de la pêche en mer.....				1,633,010		2,492,975		5,799,285	
Saumons.....		Kilogr.	"	"	"	"	"	"	"
Esturgeons.....		Idem.	"	"	"	"	"	"	"
Aloses.....		Idem.	"	"	"	"	"	"	"
Anguilles.....		Idem.	"	"	"	"	"	"	"
Mulets et Bars.....		Idem.	"	"	"	"	"	"	"
Eperlans.....		Idem.	"	"	"	"	"	"	"
Poissons divers.....		Idem.	"	"	"	"	"	"	"
Huitres.....	plates.....	Mille.	"	"	"	"	"	"	"
	portugaises.....	Idem.	"	"	"	"	"	"	"
Crustacés divers.....		Kilogr.	"	"	"	"	"	"	"
Mollusques divers.....		Hectol.	"	"	"	"	"	"	"
VALEUR TOTALE des produits de la pêche en étang et en rivière.....									
VALEUR TOTALE des produits de la pêche en bateau.....				1,633,010		2,492,975		5,799,285	

PÊCHE EN BATEAU. — 1923.

DÉSIGNATION DES GENRES DE PÊCHE.	UNITÉS de QUANTITÉ.	ORAN.		AUTRES PORTS.		TOTAUX DE LA RÉGION DE L'ALGÉRIE.		TOTAUX GÉNÉRAUX DE LA FRANCE ET DE L'ALGÉRIE.	
		QUANTITÉS.	VALEUR.	QUANTITÉS.	VALEUR.	QUANTITÉS.	VALEUR.	QUANTITÉS.	VALEUR.
			francs.		francs.		francs.		francs.
RÉGION DE L'ALGÉRIE. (Fin.)									
Islande.....	Morue.....	Kilogr.	"	"	"	"	"	2,807,311	5,238,492
	Rogue.....	Idem.	"	"	"	"	"	55,033	56,050
	Huile.....	Baril.	"	"	"	"	"	18,545	23,288
Féroé et Dogger-Bank.	Morue.....	Kilogr.	"	"	"	"	"	20,864	41,728
	Rogue.....	Idem.	"	"	"	"	"	2,500	2,500
	Huile.....	Baril.	"	"	"	"	"	"	"
Terre-Neuve...	Morue.....	Kilogr.	"	"	"	"	"	52,598,160	96,989,946
	Rogue.....	Idem.	"	"	"	"	"	6,360	7,192
	Huile.....	Baril.	"	"	"	"	"	69,347	247,185
Poissons divers de la côte occidentale d'Afrique...		Kilogr.	"	"	"	"	"	215,000	457,000
Cabillauds.....		Idem.	"	"	"	"	"	874,679	2,401,846
Merlus ou Colins.....		Idem.	"	"	"	"	"	20,154,088	57,060,938
Turbots.....		Idem.	3,930	15,720	"	"	3,930	15,720	757,870
Barbus.....		Idem.	13,300	39,900	"	"	13,300	39,900	382,160
Carrelets ou Plies.....		Idem.	16,000	160,000	175	175	16,175	160,175	3,220,759
Soles.....		Idem.	20,000	30,000	19,942	96,824	68,103	319,466	2,181,412
Congres.....		Idem.	53,000	79,500	3,124	7,418	78,347	151,686	2,668,698
Raies.....		Idem.	8,300	24,900	46,585	63,930	261,615	397,690	13,059,736
Mulets et Bars.....		Idem.	"	"	7,963	16,026	56,188	151,382	875,082
Harengs.....	salés.....	Idem.	"	"	"	"	"	10,501,456	11,354,334
	frais.....	Idem.	"	"	"	"	"	28,137,092	43,851,025
Maquereaux.....	salés.....	Idem.	"	"	"	"	"	697,305	1,410,476
	frais.....	Idem.	226,000	226,000	219,407	187,364	964,897	918,367	14,476,985
Merlans.....		Idem.	167,000	501,000	296,359	787,781	1,287,794	4,093,146	8,317,311
Sardines.....		Idem.	488,338	488,338	2,264,678	1,276,799	3,715,571	2,637,172	20,291,320
Sprats.....		Idem.	"	"	30,200	4,528	30,200	4,528	1,539,817
Anchois.....		Idem.	25,000	37,500	431,360	350,767	578,425	531,744	1,493,824
Thons.....	blancs ou germons.....	Idem.	285,000	570,000	29,910	39,910	341,000	740,360	3,285,534
	francs ou thons rouges.....	Idem.	"	"	53,302	174,001	66,382	226,901	595,850
Poissons divers.....		Idem.	1,484,309	2,530,309	981,417	2,207,252	5,456,420	11,400,177	40,885,622
Crevettes.....	grises ou roses.....	Kilogr.	233,000	600,000	42,282	139,083	408,079	1,377,300	1,030,612
	salicoques dites bouquet.....	Idem.	"	"	"	"	"	171,797	1,439,238
Homards.....		Idem.	7,950	159,000	53	795	8,003	159,795	1,023,493
Langoustes.....		Idem.	15,900	238,500	5,254	49,765	29,918	390,941	1,358,648
Langoustes de Mauritanie dites langoustes vertes...		Idem.	"	"	299	4,485	299	4,485	327,932
Crabes pouparts ou tourteaux.....		Idem.	6,000	60,000	"	"	6,000	60,000	2,057,740
Crustacés divers.....		Idem.	"	"	438	2,158	1,507	11,468	2,258,147
Huitres plates.....		Mille.	"	"	"	"	"	4,180	845,561
Huitres portugaises.....		Idem.	"	"	"	"	"	9,281	108,500
Moules.....		Hectol.	113	22,600	458	5,370	597	30,610	36,566
Coquilles de Saint-Jacques.....		Nombre.	"	"	"	"	"	"	3,045,847
Pétoncles.....		Hectol.	"	"	"	"	"	"	13,904
Mollusques divers.....		Idem.	"	"	224	4,480	258	9,710	46,358
Oursins.....		Nombre.	"	"	35,600	794	67,430	2,829	3,170,177
Violetes.....		Idem.	"	"	"	"	"	"	3,757,964
Oiseaux de mer.....		Idem.	"	"	"	"	"	"	10,355
Vers pour apprêts.....		Kilogr.	"	"	"	"	"	"	6,905
Coraïl.....		Idem.	"	"	1,440	86,400	1,658	100,230	2,663
Lichen.....		Idem.	"	"	"	"	"	"	80,640
Varech.....		M. cube.	"	"	"	"	"	"	138,724
Goémon de soude.....		Idem.	"	"	"	"	"	"	281,729
Paillelle.....		Idem.	"	"	"	"	"	"	10,693
Sables coquilliers et amendements marins.....		Idem.	"	"	"	"	"	"	105,808
VALEUR TOTALE des produits de la pêche en mer.....			5,891,357		5,596,105		24,025,872		565,181,353
Saumons.....		Kilogr.	"	"	"	"	"	70,148	1,385,265
Esturgeons.....		Idem.	"	"	"	"	"	36,955	164,840
Aloses.....		Idem.	"	"	2,960	2,960	2,960	2,960	282,918
Anguilles.....		Idem.	"	"	50	100	50	100	1,082,600
Mulets et Bars.....		Idem.	"	"	250	500	250	500	724,917
Éperlans.....		Idem.	"	"	"	"	"	"	35,545
Poissons divers.....		Idem.	"	"	720	1,080	720	1,080	1,236,243
Huitres.....	plates.....	Mille.	"	"	"	"	"	"	181
	portugaises.....	Idem.	"	"	"	"	"	"	78,198
Crustacés divers.....		Kilogr.	"	"	"	"	"	"	93,630
Mollusques divers.....		Hectol.	"	"	"	"	"	"	12,049
VALEUR TOTALE des produits de la pêche en étang et en rivière.....					4,640		4,640		16,736,064
VALEUR TOTALE des produits de la pêche en bateau.....			5,891,357		5,600,745		24,030,512		581,917,417

VII

PÊCHE À PIED.

PÊCHE À PIED.

DÉSIGNATION DES PRODUITS PÊCHÉS.	UNITÉS de QUANTITÉ.	DUNKERQUE.		CALAIS.		BOULOGNE- SUR-MER.	
		QUANTI- TÉS.	VALEUR.	QUANTI- TÉS.	VALEUR.	QUANTI- TÉS.	VALEUR.
		francs.		francs.		francs.	
RÉGION DE LA MER DU NORD							
Harengs frais	Kilogr.	"	"	"	"	880	1,960
Maquereaux frais.....	Idem.	"	"	"	"	200	480
Sardines.....	Idem.	"	"	"	"	"	"
Poissons divers.....	Idem.	35,000	122,500	80,000	200,000	10,710	35,840
Crevettes .. {	Idem.	"	"	6,500	26,500	10,061	26,425
salicoques dites bouquet. .	Idem.	5,700	34,200	"	"	"	"
Homards et langoustes	Idem.	"	"	"	"	252	1,856
Crustacés divers.....	Idem.	"	"	"	"	277	307
Huitres ... {	Mille.	"	"	"	"	"	"
portugaises	Idem.	"	"	"	"	"	"
Moules.....	Hectol.	395	3,555	170	6,800	6,359	126,800
Coquilles de Saint-Jacques	Nombre.	"	"	"	"	"	"
Mollusques divers.....	Hectol.	"	"	"	"	"	"
Oursins.....	Nombre.	"	"	"	"	"	"
Violetes.....	Idem.	"	"	"	"	"	"
Oiseaux de mer.....	Idem.	"	"	"	"	"	"
Vers pour appâts.....	Kilogr.	"	"	26,000	78,000	2,328	7,864
Lichen.....	Idem.	"	"	"	"	"	"
Varech, goémon, pailleule	M. cube.	"	"	"	"	"	"
Sables coquilliers, amendements marins.	Idem.	"	"	"	"	"	"
Saumons.....	Kilogr.	"	"	"	"	111	1,427
TOTAUX.....		160,255		311,300		202,939	

— 1923.

ÉTAPLES.		BERG- SUR-MER.		LE CROTOY.		SAINT-VALÉRY SUR-SOMME.		LE TRÉPORT.		DIEPPE.		SAINT-VALÉRY EN-CAUX.	
QUANTI- TÉS.	VA- LEUR.	QUANTI- TÉS.	VA- LEUR.	QUANTI- TÉS.	VA- LEUR.	QUANTI- TÉS.	VA- LEUR.	QUANTI- TÉS.	VA- LEUR.	QUANTI- TÉS.	VA- LEUR.	QUANTI- TÉS.	VA- LEUR.
francs.		francs.		francs.		francs.		francs.		francs.		francs.	
ET DE LA MANCHE.													
"	"	"	"	12,500	15,625	"	"	1,150	920	6,060	9,930	"	"
"	"	140,000	210,000	8,000	12,000	"	"	760	2,660	"	"	"	"
"	"	"	"	"	"	"	"	"	"	"	"	"	"
2,700	5,100	14,000	42,000	30,000	30,000	34,630	62,334	1,820	5,460	19,250	77,000	11,000	38,500
12,500	25,000	12,500	37,500	"	"	"	"	920	5,980	5,150	36,050	520	2,800
"	"	"	"	"	"	"	"	"	"	7,200	93,600	2,000	14,000
"	"	"	"	"	"	"	"	"	"	"	"	1,500	13,000
"	"	"	"	"	"	"	"	"	"	9,150	27,450	5,000	14,000
"	"	"	"	"	"	"	"	"	"	"	"	"	"
"	"	"	"	"	"	"	"	"	"	"	"	"	"
"	"	"	"	"	"	"	"	3,140	40,820	6,700	100,500	1,600	19,000
"	"	"	"	"	"	"	"	"	"	"	"	"	"
1,416	14,160	5,000	150,000	55,000	1,375,000	800	8,000	"	"	570	10,830	150	7,000
"	"	"	"	"	"	"	"	"	"	"	"	"	"
"	"	"	"	"	"	"	"	"	"	"	"	"	"
"	"	"	"	"	"	"	"	"	"	"	"	"	"
5,150	15,450	11,000	33,000	50,000	75,000	8,175	16,350	2,040	6,120	3,800	13,300	"	"
"	"	"	"	"	"	"	"	"	"	"	"	"	"
"	"	"	"	"	"	"	"	"	"	320	1,820	500	7,500
"	"	"	"	"	"	"	"	"	"	"	"	"	"
"	"	"	"	"	"	"	"	"	"	570	8,550	"	"
.....		59,710		472,500		1,507,625		86,684		61,960		379,090	
.....		160,255		311,300		202,939		86,684		61,960		379,090	

DÉSIGNATION DES PRODUITS PÊCHÉS.	UNITÉS de QUANTITÉ.	HONFLEUR.		TROUVILLE.		DIVES- SUR-MER.	
		QUANTI- TÉS.	VALEUR.	QUANTI- TÉS.	VALEUR.	QUANTI- TÉS.	VALEUR.
		francs.		francs.		francs.	
RÉGION DE LA MER DU NORD							
Harengs frais.....	Kilogr.	"	"	"	"	"	"
Maquereaux frais.....	Idem.	"	"	"	"	"	"
Sardines.....	Idem.	"	"	"	"	"	"
Poissons divers.....	Idem.	2,500	2,250	12,000	14,280	2,080	6,240
Crevettes... { grises ou roses.....	Idem.	2,340	2,106	3,405	50,000	2,525	15,150
	Idem.	"	"	"	"	"	"
Homards et langoustes.....	Idem.	"	"	"	"	"	"
Crustacés divers.....	Idem.	"	"	2,333	3,500	"	"
Huitres... { plates.....	Mille.	"	"	"	"	"	"
	Idem.	"	"	"	"	"	"
Moules.....	Hectol.	"	"	6,580	118,440	88	2,640
Coquilles de Saint-Jacques.....	Nombre.	"	"	"	"	"	"
Mollusques divers.....	Hectol.	"	"	180	900	1,075	21,500
Oursins.....	Nombre.	"	"	"	"	"	"
Violetes.....	Idem.	"	"	"	"	"	"
Oiseaux de mer.....	Idem.	"	"	"	"	"	"
Vers pour appâts.....	Kilogr.	"	"	"	"	"	"
Lichen.....	Idem.	"	"	"	"	"	"
Varech, goémon, pailleule.....	M. cube.	"	"	"	"	"	"
Sables coquilliers, amendements marins.	Idem.	"	"	"	"	"	"
Saumons.....	Kilogr.	"	"	"	"	"	"
TOTAUX.....			4,356		167,120		45,530

OUISTREHAM.		COURSEULLES.		GRANDCAMP- LES-BAINS.		SAINT-VAAST- LA HOUGUE.		FERMANVILLE.		CHERBOURG.	
QUANTI- TÉS.	VALEUR.	QUANTI- TÉS.	VALEUR.	QUANTI- TÉS.	VALEUR.	QUANTI- TÉS.	VALEUR.	QUANTI- TÉS.	VALEUR.	QUANTI- TÉS.	VALEUR.
francs.		francs.		francs.		francs.		francs.		franc.	
ET DE LA MANGHE. (Suite.)											
500	2,000	1,800	3,600	"	"	20,000	40,000	"	"	"	"
"	"	"	"	"	"	5,000	20,000	"	"	"	"
"	"	"	"	"	"	"	"	"	"	"	"
2,500	5,000	3,600	7,200	40,000	40,000	15,000	45,000	200	200	3,900	7,800
4,000	12,000	950	4,750	6,000	30,000	3,000	54,000	"	"	800	12,800
"	"	"	"	9,000	72,000	"	"	250	2,500	"	"
"	"	650	3,900	5,000	50,000	800	8,000	60	600	"	"
"	"	1,600	3,200	14,000	28,000	"	"	80	160	7,000	10,500
"	"	"	"	"	"	"	"	"	"	"	"
"	"	"	"	"	"	"	"	"	"	"	"
2,000	28,000	300	6,000	"	"	"	"	"	"	"	"
"	"	"	"	"	"	"	"	"	"	"	"
"	"	"	"	15,000	60,000	35,000	525,000	"	"	130	9,750
"	"	"	"	"	"	"	"	"	"	"	"
"	"	"	"	"	"	"	"	"	"	"	"
"	"	1,200	1,800	"	"	600	420	120	240	1,500	4,500
"	"	"	"	"	"	"	"	5,800	5,800	5,000	7,500
"	"	4,500	6,750	30,000	150,000	45,000	160,000	13,000	65,000	16,000	95,000
"	"	1,000	6,000	10,000	60,000	8,000	36,000	500	1,000	15,000	127,500
"	"	"	"	"	"	"	"	"	"	"	"
	47,000		43,200		490,000		888,420		75,500		275,350

DÉSIGNATION DES PRODUITS PÊCHÉS.	UNITÉS de QUANTITÉ.	OMONVILLE- LA-ROGUE.		BLAINVILLE.		REGNÉVILLE.		
		QUANTI- TÉS.	VALEUR.	QUANTI- TÉS.	VALEUR.	QUANTI- TÉS.	VALEUR.	
		francs.		francs.		francs.		
RÉGION DE LA MER DU NORD								
Harengs frais	Kilogr.	25,000	25,000	1,100	1,650	800	4,000	
Maquereaux frais.....	Idem.	500	1,500	950	3,800	5,000	30,000	
Sardines	Idem.	"	"	"	"	"	"	
Poissons divers.....	Idem.	40,000	80,000	15,000	75,000	12,500	75,000	
Crevettes ..	Idem.	"	"	grises ou roses.....	700	5,600	1,500	12,000
				salicoques dites bouquet..	"	"	200	2,400
Homards et langoustes.....	Idem.	200	1,600	350	3,500	300	3,600	
Crustacés divers.....	Idem.	"	"	2,500	7,500	11,200	67,200	
Huitres ...	Mille.	"	"	plates.....	65	13,000	48	9,600
				portugaises	"	"	"	"
Moules.....	Hectol.	"	"	"	"	"	"	
Coquilles de Saint-Jacques.....	Nombre.	"	"	"	"	"	"	
Mollusques divers	Hectol.	"	"	600	15,000	520	13,125	
Oursins.....	Nombre.	"	"	"	"	"	"	
Violet.	Idem.	"	"	"	"	"	"	
Oiseaux de mer.....	Idem.	"	"	"	"	250	1,000	
Vers pour appâts.....	Kilogr.	"	"	400	600	800	3,200	
Lichen.....	Idem.	1,500	6,000	3,000	1,950	"	"	
Varech, goémon, pailleule	M. cube.	"	"	5,000	50,000	150,000	900,000	
Sables coquilliers, amendements marins.	Idem.	"	"	7,000	42,000	170,000	680,000	
Saumons.....	Kilogr.	"	"	"	"	250	5,000	
TOTAUX			114,100		219,600		1,806,125	

DÉSIGNATION DES PRODUITS PÊCHÉS.	UNITÉS de QUANTITÉ.	GRANVILLE.		CANCALE.		LE VIVIER- SUR-MER.		SAINT-MALO.		SAINT-JACUT.		PLÉNEUF- DAHOUE.		
		QUANTI- TÉS.	VALEUR.	QUANTI- TÉS.	VALEUR.	QUANTI- TÉS.	VALEUR.	QUANTI- TÉS.	VALEUR.	QUANTI- TÉS.	VALEUR.	QUANTI- TÉS.	VALEUR.	
		francs.		francs.		francs.		francs.		francs.		francs.		
ET DE LA MANCHE. (Suite.)														
Harengs frais	Kilogr.	5,000	10,000	500	1,000	8,000	8,000	"	"	"	"	"	"	
Maquereaux frais.....	Idem.	"	"	700	1,400	18,000	18,000	1,900	5,700	"	"	2,000	8,000	
Sardines	Idem.	"	"	"	"	30,000	30,000	"	"	"	"	"	"	
Poissons divers.....	Idem.	30,000	30,600	699	699	70,800	105,500	2,720	10,880	8,930	10,700	4,500	13,500	
Crevettes ..	Idem.	4,000	25,480	grises ou roses.....	245	1,225	30,500	45,750	"	"	360	1,800	700	5,600
				salicoques dites bouquet..	5,000	50,000	200	1,600	700	5,600	"	"	"	"
Homards et langoustes.....	Idem.	2,000	17,040	100	1,000	"	"	1,120	12,200	750	4,500	400	3,200	
Crustacés divers.....	Idem.	10,000	10,000	300	600	"	"	"	"	1,150	2,300	3,500	7,000	
Huitres ...	Mille.	25	6,250	plates.....	891	120,285	"	"	"	"	"	"	"	
				portugaises	"	"	"	"	"	"	"	"	"	"
Moules.....	Hectol.	400	4,000	"	"	"	"	"	"	220	2,200	90	3,600	
Coquilles de Saint-Jacques.....	Nombre.	"	"	"	"	"	"	"	"	"	"	"	"	
Mollusques divers	Hectol.	200	200	150	300	1,200	36,000	"	"	13,200	66,000	80	1,600	
Oursins.....	Nombre.	"	"	"	"	"	"	"	"	"	"	"	"	
Violet.	Idem.	"	"	"	"	"	"	"	"	"	"	"	"	
Oiseaux de mer.....	Idem.	"	"	"	"	"	"	"	"	250	1,000	"	"	
Vers pour appâts.....	Kilogr.	1,000	3,000	"	"	"	"	"	"	1,150	1,150	"	"	
Lichen.....	Idem.	"	"	"	"	"	"	"	"	"	"	"	"	
Varech, goémon, pailleule	M. cube.	1,500	22,500	100	1,000	"	"	1,130	5,650	800	4,800	2,500	50,000	
Sables coquilliers, amendements marins.	Idem.	1,500	15,000	"	"	"	"	"	"	1,380	5,520	2,000	10,000	
Saumons.....	Kilogr.	600	9,000	80	800	"	"	"	"	"	"	"	"	
TOTAUX			212,070		129,909		248,850		34,430		100,030		102,500	

PÊCHE À PIED.

DÉSIGNATION DES PRODUITS PÊCHÉS.	UNITÉS de QUANTITÉ.	PAIMPOL.		PLEUBIAN.		TRÉGUIER.	
		QUANTI- TÉS.	VALEUR.	QUANTI- TÉS.	VALEUR.	QUANTI- TÉS.	VALEUR.
			francs.		francs.		francs.
RÉGION DE LA MER DU NORD							
Harengs frais.....	Kilogr.	"	"	"	"	"	"
Maquereaux frais.....	Idem.	"	"	"	"	"	"
Sardines.....	Idem.	"	"	"	"	"	"
Poissons divers.....	Idem.	"	"	1,000	2,000	1,200	2,400
Crevettes... {	Idem.	1,250	5,000	200	1,000	110	550
salicoques dites bouquet..	Idem.	"	"	"	"	120	720
Homards et langoustes.....	Idem.	"	"	200	1,000	90	720
Crustacés divers.....	Idem.	"	"	1,000	1,000	130	260
Huitres... {	Mille.	25	3,000	"	"	4	1,000
portugaises.....	Idem.	"	"	"	"	"	"
Moules.....	Hectol.	"	"	"	"	30	450
Coquilles de Saint-Jacques.....	Nombre.	"	"	"	"	"	"
Mollusques divers.....	Hectol.	190	4,750	100	10,000	60	4,800
Oursins.....	Nombre.	"	"	"	"	"	"
Violetes.....	Idem.	"	"	"	"	"	"
Oiseaux de mer.....	Idem.	"	"	"	"	"	"
Vers pour appâts.....	Kilogr.	"	"	"	"	"	"
Lichen.....	Idem.	"	"	5,000	3,000	3,000	4,500
Varech, goémon, pailleule.....	M. cube.	2,500	25,000	6,000	120,000	4,200	33,600
Sables coquilliers, amendements marins.	Idem.	"	"	"	"	120	900
Saumons.....	Kilogr.	"	"	"	"	"	"
TOTAUX.....			37,750		138,000		49,960

— 1923. (Suite.)

DÉSIGNATION DES PRODUITS PÊCHÉS.	UNITÉS de QUANTITÉ.	PORT-BLANC.		PERROS-GUIREC.		LANNION.		PLOUGASNOU.		MORLAIX.		ROSCOFF.	
		QUANTI- TÉS.	VALEUR.	QUANTI- TÉS.	VALEUR.	QUANTI- TÉS.	VALEUR.	QUANTI- TÉS.	VALEUR.	QUANTI- TÉS.	VALEUR.	QUANTI- TÉS.	VALEUR.
			francs.		francs.		francs.		francs.		francs.		francs.
ET DE LA MANCHE. (Suite.)													
Harengs frais.....	Kilogr.	"	"	"	"	3,000	6,000	"	"	"	"	"	"
Maquereaux frais.....	Idem.	"	"	"	"	6,000	12,000	"	"	"	"	"	"
Sardines.....	Idem.	"	"	"	"	"	"	"	"	"	"	"	"
Poissons divers.....	Idem.	1,600	8,400	900	2,700	5,000	10,000	3,400	6,800	200	400	"	"
Crevettes... {	Idem.	200	1,200	150	1,500	"	"	350	1,050	1,200	9,600	1,500	15,000
salicoques dites bouquet..	Idem.	"	"	80	1,120	500	6,000	110	440	"	"	"	"
Homards et langoustes.....	Idem.	400	3,200	200	2,000	400	3,200	130	1,050	25	200	"	"
Crustacés divers.....	Idem.	500	1,000	600	1,200	2,000	1,000	350	700	950	1,425	1,200	14,400
Huitres... {	Mille.	"	"	"	"	"	"	"	"	"	"	"	"
portugaises.....	Idem.	"	"	"	"	"	"	"	"	"	"	"	"
Moules.....	Hectol.	150	4,500	25	750	"	"	160	4,800	80	3,200	500	5,000
Coquilles de Saint-Jacques.....	Nombre.	"	"	"	"	"	"	"	"	"	"	"	"
Mollusques divers.....	Hectol.	300	40,000	15	750	100	1,500	300	4,500	"	"	"	"
Oursins.....	Nombre.	"	"	1,800	90	20,000	1,000	45,000	2,250	"	"	"	"
Violetes.....	Idem.	"	"	"	"	"	"	"	"	"	"	"	"
Oiseaux de mer.....	Idem.	"	"	"	"	"	"	"	"	"	"	"	"
Vers pour appâts.....	Kilogr.	"	"	"	"	"	"	2,350	940	800	400	1,800	1,800
Lichen.....	Idem.	2,000	8,000	"	"	"	"	"	"	500	1,000	15,000	7,500
Varech, goémon, pailleule.....	M. cube.	11,000	275,000	4,000	80,000	2,000	40,000	10,000	60,000	8,000	48,000	17,000	170,000
Sables coquilliers, amendements marins.	Idem.	600	9,000	800	13,600	300	4,500	"	"	"	"	"	"
Saumons.....	Kilogr.	20	120	"	"	150	3,000	100	1,000	"	"	"	"
TOTAUX.....			350,420		103,710		87,200		83,530		64,225		213,700

PÊCHE À PIED.

DÉSIGNATION DES PRODUITS PÊCHÉS.	UNITÉS de QUANTITÉ.	PLOUNÉOUR- TREZ.		PLOUGUERNEAU.		L'ABER-WRACH.	
		QUANTI- TÉS.	VALEUR. francs.	QUANTI- TÉS.	VALEUR. francs.	QUANTI- TÉS.	VALEUR. francs.
RÉGION DE LA MER DU NORD							
Harengs frais	Kilogr.	"	"	"	"	"	"
Maquereaux frais.....	Idem.	"	"	"	"	"	"
Sardines	Idem.	"	"	"	"	"	"
Poissons divers	Idem.	6,000	9,000	2,000	6,000	1,100	17,750
Crevettes. { grises ou roses.....	Idem.	4,000	12,000	"	"	"	"
	Idem.	"	"	5,000	30,000	3,350	32,700
Homards et langoustes.....	Idem.	"	"	1,000	10,000	"	"
Crustacés divers.....	Idem.	"	"	500	500	"	"
Huitres... { plates.....	Mille.	"	"	"	"	"	"
	Idem.	"	"	"	"	"	"
Moules.....	Hectol.	100	700	"	"	"	"
Coquilles de Saint-Jacques	Nombre.	"	"	"	"	"	"
Mollusques divers	Hectol.	200	800	"	"	"	"
Oursins.....	Nombre.	"	"	"	"	"	"
Violet.	Idem.	"	"	"	"	"	"
Oiseaux de mer.....	Idem.	"	"	"	"	"	"
Vers pour appâts.....	Kilogr.	400	400	3,000	6,000	700	700
Lichen.....	Idem.	20,000	6,000	20,000	20,000	8,000	4,000
Varech, goémon, pailleule.....	M. cube.	9,000	54,000	80,000	400,000	7,500	60,000
Sables coquilliers, amendements marins.	Idem.	1,500	6,000	"	"	"	"
Saumons	Kilogr.	"	"	"	"	"	"
TOTAUX			88,900		472,500		115,150

— 1923. (Suite.)

PORSPODER.	ÎLE MOLÈNE.		LE CONQUET.		AUTRES SYNDICATS.		TOTAUX DE LA RÉGION.		
	QUANTI- TÉS.	VALEUR. francs.	QUANTI- TÉS.	VALEUR. francs.	QUANTI- TÉS.	VALEUR. francs.	QUANTI- TÉS.	VALEUR. francs.	
ET DE LA MANCHE. (Fin.)									
"	"	"	"	"	"	3,640	9,390	90,530	139,135
"	"	"	"	"	"	9,035	17,570	198,045	343,110
"	"	"	"	"	"	"	"	30,000	30,000
"	"	600	600	"	"	36,995	99,350	566,034	1,323,043
1,275	10,200	"	"	60	450	10,400	59,130	129,871	535,196
"	"	120	720	"	"	2,597	14,839	42,127	361,439
"	"	400	2,400	"	"	2,680	21,305	19,027	170,051
560	1,680	1,500	750	160	160	10,615	29,715	88,155	235,507
"	"	"	"	"	"	17	1,020	1,075	154,155
"	"	"	"	"	"	"	"	"	"
"	"	"	"	50	1,500	2,125	30,050	31,262	513,305
"	"	"	"	"	"	14,000	4,900	14,000	4,900
825	2,475	"	"	115	1,150	1,812	30,795	134,788	2,415,885
"	"	"	"	"	"	"	"	66,800	3,340
"	"	"	"	"	"	"	"	"	"
"	"	120	120	"	"	"	"	620	2,120
13,250	106,000	4,000	2,000	"	"	117,810	236,620	259,373	614,854
"	"	"	"	"	"	"	"	102,300	75,250
6,800	81,600	10,000	10,000	10,000	100,000	16,271	201,905	468,621	3,279,125
"	"	"	"	"	"	3,420	21,900	223,120	1,038,980
"	"	"	"	"	"	"	"	1,881	28,897
.....	201,965	16,590	103,260	778,489	11,268,292

PÊCHE A PIED.

DÉSIGNATION DES PRODUITS PÊCHÉS.	UNITÉS de QUANTITÉ.	BREST.		AUDIERNE.		LOCTUDY ET PONT-L'ABBÉ.	
		QUANTI- TÉS.	VALEUR. francs.	QUANTI- TÉS.	VALEUR. francs.	QUANTI- TÉS.	VALEUR. francs.
RÉGION DE							
Harengs frais.....	Kilogr.	"	"	"	"	"	"
Maquereaux frais.....	Idem.	"	"	"	"	"	"
Sardines.....	Idem.	"	"	"	"	"	"
Poissons divers.....	Idem.	"	"	"	"	"	"
Crevettes..	Idem.	1,850	18,500	"	"	600	3,600
						grises ou roses.....	
	Idem.	"	"	"	"	"	"
	Idem.	"	"	"	"	"	"
Homards et langoustes.....	Idem.	"	"	"	"	117	936
Crustacés divers.....	Idem.	"	"	"	"	302	271
Huitres...	Mille.	"	"	"	"	"	"
	Idem.	"	"	"	"	"	"
Moules.....	Hectol.	"	"	"	"	3,076	92,280
Coquilles de Saint-Jacques.....	Nombre.	"	"	"	"	400	700
Mollusques divers.....	Hectol.	5,970	214,920	"	"	2,000	60,000
Oursins.....	Nombre.	"	"	"	"	"	"
Violet.....	Idem.	"	"	"	"	"	"
Oiseaux de mer.....	Idem.	"	"	"	"	"	"
Vers pour appâts.....	Kilogr.	"	"	"	"	"	"
Lichen.....	Idem.	"	"	12,500	75,000	"	"
Varech, goémon, pailleule.....	M. cube.	"	"	41,000	492,000	8,000	104,000
Sables coquilliers, amendements marins.	Idem.	"	"	"	"	"	"
Saumons.....	Kilogr.	"	"	"	"	"	"
TOTAUX.....			233,420		567,000		261,787

1923. (Suite.)

QUIMPER.		CONCARNEAU.		DOELAN.		PORT-LOUIS.		QUIBERON.	
QUANTITÉS.	VALEUR.	QUANTITÉS.	VALEUR.	QUANTITÉS.	VALEUR.	QUANTITÉS.	VALEUR.	QUANTITÉS.	VALEUR.
	francs.		francs.		francs.		francs.		francs.
L'Océan.									
"	"	"	"	"	"	"	"	"	"
"	"	"	"	"	"	"	"	"	"
"	"	"	"	"	"	"	"	"	"
2,000	6,000	3,561	7,122	750	1,750	2,800	5,600	950	950
2,000	12,000	978	8,802	800	7,200	4,600	36,800	1,500	15,000
"	"	"	"	"	"	"	"	"	"
"	"	"	"	"	"	"	"	130	1,300
1,000	250	"	"	"	"	"	"	"	"
"	"	"	"	"	"	"	"	"	"
"	"	"	"	"	"	"	"	"	"
"	"	53	3,604	2	240	200	10,000	50	1,250
"	"	"	"	"	"	"	"	"	"
"	"	81	6,885	9	2,200	1,350	81,000	"	"
"	"	"	"	"	"	"	"	"	"
"	"	"	"	"	"	"	"	"	"
"	"	"	"	"	"	5,000	10,000	2,800	2,800
"	"	"	"	"	"	"	"	"	"
1,500	15,000	25,000	150,000	5,200	42,000	3,300	14,000	2,300	34,500
"	"	7,847	94,164	9,200	114,400	"	"	"	"
200	4,000	"	"	"	"	"	"	"	"
.....	37,250	270,577	167,790	157,400	55,800

PÊCHE À PIED

DÉSIGNATION DES PRODUITS PÊCHÉS.	UNITÉS de QUANTITÉ.	AURAY.		DAMGAN		LA ROCHE-BERNARD		
		QUANTI- TÉS.	VALEUR.	QUANTI- TÉS.	VALEUR.	QUANTI- TÉS.	VALEUR.	
		francs.		francs.		francs.		
RÉGION DE								
Harengs frais.....	Kilogr.	"	"	"	"	"	"	
Maquereaux frais.....	Idem.	"	"	"	"	"	"	
Sardines.....	Idem.	"	"	"	"	"	"	
Poissons divers.....	Idem.	2,500	7,500	580	1,740	380	3,040	
Crevettes... {	Idem.	grises ou roses.....	1,200	12,000	200	1,200	"	"
		salicoques dites bouquet..	"	"	"	"	"	"
Homards et langoustes.....	Idem.	300	2,700	75	670	"	"	
Crustacés divers.....	Idem.	2,000	4,000	200	400	630	945	
Huîtres... {	Mille.	plates.....	"	"	"	"	"	"
		portugaises.....	"	"	"	"	"	"
Moules.....	Hectol.	5	250	280	16,800	1,905	22,860	
Coquilles de Saint-Jacques.....	Nombre.	"	"	"	"	"	"	
Mollusques divers.....	Hectol.	100	8,000	300	30,000	30	2,773	
Oursins.....	Nombre.	"	"	"	"	"	"	
Violet.....	Idem.	"	"	"	"	"	"	
Oiseaux de mer.....	Idem.	"	"	"	"	380	1,140	
Vers pour appâts.....	Kilogr.	"	"	"	"	"	"	
Lichen.....	Idem.	"	"	"	"	"	"	
Varech, goémon, pailleule.....	M. cube.	2,800	28,000	800	4,800	1,050	2,100	
Sables coquilliers, amendements marins.	Idem.	"	"	"	"	"	"	
Saumons.....	Kilogr.	"	"	"	"	"	"	
TOTAUX.....			62,450		55,610		32,858	

— 1923. (Suite.)

DÉSIGNATION DES PRODUITS PÊCHÉS.	UNITÉS de QUANTITÉ.	LA TURBALLE.		LE CROISIC.		LE POULIGUEN.		PAIMBOEUF.		PORNIC.	
		QUANTI- TÉS.	VALEUR.	QUANTI- TÉS.	VALEUR.	QUANTI- TÉS.	VALEUR.	QUANTI- TÉS.	VALEUR.	QUANTI- TÉS.	VALEUR.
		francs.		francs.		francs.		francs.		francs.	
L'Océan. (Suite.)											
"	"	"	"	"	"	"	"	"	"	"	"
"	"	"	"	"	"	"	"	"	"	"	"
"	"	"	"	"	"	"	"	"	"	"	"
"	"	120	186	800	2,400	180	630	2,200	8,800	3,900	9,750
"	"	280	1,120	"	"	900	11,700	3,100	9,300	27,000	121,500
"	"	"	"	"	"	"	"	"	"	400	1,200
"	"	"	"	"	"	"	"	"	"	"	"
"	"	225	56	"	"	"	"	"	"	4,000	6,000
"	"	"	"	"	"	"	"	"	"	"	"
"	"	"	"	"	"	"	"	"	"	"	"
"	"	"	"	300	6,000	500	7,500	"	"	42,500	850,000
"	"	"	"	"	"	"	"	"	"	"	"
"	"	"	"	30,000	300,000	12	2,640	"	"	"	"
"	"	"	"	"	"	"	"	"	"	"	"
"	"	"	"	"	"	"	"	"	"	"	"
"	"	"	"	"	"	"	"	"	"	1,200	3,000
"	"	20	80	"	"	"	"	"	"	"	"
"	"	"	"	"	"	"	"	"	"	"	"
"	"	1,800	39,000	5,000	50,000	9,000	63,000	1,200	4,800	"	"
"	"	"	"	"	"	"	"	"	"	"	"
"	"	"	"	"	"	"	"	2,200	44,000	150	2,250
TOTAUX.....			40,442		358,400		85,470		66,900		994,300

DÉSIGNATION DES PRODUITS PÊCHÉS.	UNITÉS de QUANTITÉ.	NOIRMOUTIER.		BARBÂTRE.		BEAUVOIR-SUR-MER.		SAINT-GILLES-SUR-VIE.		MARANS.		LA ROCHELLE.		S ^t -MARTIN-DE-RÉ ET LOIX.	
		QUANTI-TÉS.	VALEUR.	QUANTI-TÉS.	VALEUR.	QUANTI-TÉS.	VALEUR.	QUANTITÉS.	VALEUR.	QUANTITÉS.	VALEUR.	QUANTITÉS.	VALEUR.	QUANTITÉS.	VALEUR.
			francs.		francs.		francs.		francs.		francs.		francs.		francs.
RÉGION DE L'OCÉAN. (Suite.)															
Harengs frais.....	Kilogr.	"	"	"	"	"	"	"	"	"	"	2,000	4,000	"	"
Maquereaux frais.....	Idem.	"	"	"	"	"	"	"	"	"	"	"	"	"	"
Sardines.....	Idem.	"	"	"	"	"	"	"	"	"	"	"	"	"	"
Poissons divers.....	Idem.	13,900	27,800	800	2,400	"	"	"	"	42,000	147,000	6,000	12,000	3,300	10,500
Crevettes... {	Idem.	4,700	37,600	"	"	4,800	4,900	"	"	"	"	3,300	16,500	1,500	9,000
Homards et langoustes.....	Idem.	70	840	"	"	"	"	700	7,000	"	"	"	"	"	"
Crustacés divers.....	Idem.	19,200	9,600	"	"	"	"	6,000	6,000	30,000	45,000	10,000	20,000	1,000	1,000
Huîtres... {	Mille.	"	"	"	"	"	"	"	"	"	"	"	"	"	"
Moules.....	Hectol.	580	40,600	900	9,000	"	"	"	"	"	"	3,000	90,000	"	"
Coquilles de Saint-Jacques.....	Nombre.	"	"	"	"	"	"	"	"	"	"	"	"	"	"
Mollusques divers.....	Hectol.	60	14,400	450	8,550	410	11,300	"	"	2,000	50,000	1,500	75,000	150	7,500
Oursins.....	Nombre.	"	"	"	"	"	"	"	"	"	"	"	"	"	"
Violetes.....	Idem.	"	"	"	"	"	"	"	"	"	"	"	"	"	"
Oiseaux de mer.....	Idem.	"	"	"	"	"	"	"	"	2,160	10,800	"	"	"	"
Vers pour appâts.....	Kilogr.	"	"	"	"	"	"	"	"	"	"	"	"	"	"
Lichen.....	Idem.	"	"	"	"	"	"	"	"	"	"	"	"	"	"
Varech, goémon, pailleule.....	M. cube.	30,100	240,800	15,000	15,000	"	"	11,000	55,000	"	"	"	"	3,000	15,000
Sables coquilliers, amendements marins.	Idem.	"	"	"	"	"	"	"	"	"	"	"	"	"	"
Saumons.....	Kilogr.	"	"	"	"	"	"	"	"	"	"	"	"	"	"
TOTAUX.....			374,790		34,950		16,200		83,000		372,800		1,123,750		143,000

DÉSIGNATION DES PRODUITS PÊCHÉS.	UNITÉS de QUANTITÉ.	ARÈS.		GUJAN-MESTRAS.		LA TESTE.	
		QUANTITÉS.	VALEUR.	QUANTITÉS.	VALEUR.	QUANTITÉS.	VALEUR.
			francs.		francs.		francs.
Harengs frais.....	Kilogr.	"	"	"	"	"	"
Maquereaux frais.....	Idem.	"	"	"	"	"	"
Sardines.....	Idem.	"	"	"	"	"	"
Poissons divers.....	Idem.	"	"	"	"	"	"
Crevettes. { grises ou roses.....	Idem.	"	"	1,700	8,500	320	3,840
{ salicoques dites bouquet..	Idem.	"	"	"	"	"	"
Homards et langoustes.....	Idem.	"	"	"	"	"	"
Crustacés divers.....	Idem.	"	"	5,600	5,600	580	174
Huitres. { plates.....	Mille.	50	10,000	"	"	"	"
{ portugaises.....	Idem.	17,000	680,000	"	"	54	2,160
Moules.....	Hectol.	"	"	"	"	410	12,300
Coquilles de Saint-Jacques.....	Nombre.	"	"	"	"	"	"
Mollusques divers.....	Hectol.	"	"	850	8,500	530	10,600
Oursins.....	Nombre.	"	"	"	"	"	"
Violets.....	Idem.	"	"	"	"	"	"
Oiseaux de mer.....	Idem.	"	"	"	"	"	"
Vers pour appâts.....	Kilogr.	"	"	"	"	"	"
Lichen.....	Idem.	"	"	"	"	"	"
Varech, goémon, pailleule.....	M. cube.	"	"	"	"	"	"
Sables coquilliers, amendements marins.....	Idem.	"	"	"	"	"	"
Saumons.....	Kilogr.	"	"	"	"	"	"
TOTAUX.....			690,000		22,600		29,074

RÉGION DE L'Océan: (Fin.)

ARCACHON.		BAYONNE.		AUTRES SYNDICATS.		TOTAUX DE LA RÉGION.	
QUANTITÉS.	VALEUR.	QUANTITÉS.	VALEUR.	QUANTITÉS.	VALEUR.	QUANTITÉS.	VALEUR.
	francs.		francs.		francs.		francs.
"	"	"	"	"	"	2,000	4,000
"	"	"	"	"	"	"	"
"	"	"	"	"	"	"	"
"	"	17,000	52,000	112,062	322,661	246,283	755,329
12,000	127,200	6,000	30,000	13,702	84,360	110,130	613,152
"	"	"	"	4,805	16,525	11,030	66,975
"	"	"	"	335	2,760	1,727	16,206
10,000	40,000	"	"	13,205	27,571	143,142	202,167
"	"	"	"	12	2,120	62	12,120
"	"	"	"	280,670	3,094,706	582,509	6,805,260
"	"	"	"	3,112	3,680	64,873	1,342,964
"	"	"	"	"	"	400	700
800	32,000	"	"	4,406	94,325	59,558	1,318,503
"	"	"	"	"	"	"	"
"	"	"	"	320	480	4,060	16,020
"	"	"	"	350	2,100	8,170	14,980
"	"	"	"	3,850	11,550	16,350	86,550
"	"	"	"	44,566	382,385	241,816	1,841,385
"	"	"	"	3,000	1,500	23,047	228,064
"	"	"	"	1,846	35,190	4,396	85,440
TOTAUX.....	199,200		82,000		4,131,937		13,409,905

PÊCHE A PIED. — 1923. (Suite et fin.)

DÉSIGNATION DES PRODUITS PÊCHÉS.	UNITÉS de QUANTITÉ.	MANCHE.		Océan.		MÉDITERRANÉE.		ALGÉRIE.		TOTAUX GÉNÉRAUX de LA PÊCHE À PIED.		
		QUANTITÉS.	VALEUR.	QUANTITÉS.	VALEUR.	QUANTITÉS.	VALEUR.	QUANTITÉS.	VALEUR.	QUANTITÉS.	VALEUR.	
			francs.				francs.		francs.		francs.	
RÉCAPITULATION.												
Harengs frais.....	Kilogr.	90,530	139,135	2,000	4,000	"	"	"	"	92,530	143,135	
Maquereaux frais.....	Idem.	198,045	343,110	"	"	"	"	"	"	198,045	343,110	
Sardines.....	Idem.	30,000	30,000	"	"	"	"	"	"	30,000	30,000	
Poissons divers.....	Idem.	566,034	1,323,043	246,283	755,329	1,195	3,585	1,270	1,270	814,782	2,083,227	
Crevettes.....	}	grises ou roses.....	Idem.	129,871	535,190	110,130	613,152	"	"	"	240,001	1,148,348
		salicoques dites bouquet.....	Idem.	42,127	361,439	11,030	66,975	"	"	"	53,157	428,414
Homards et langoustes.....	Idem.	19,027	170,051	1,727	16,206	"	"	"	"	20,754	186,257	
Crustacés divers.....	Idem.	88,155	235,507	143,142	202,167	"	"	"	"	231,297	437,674	
Huitres.....	}	plates.....	Mille.	1,075	154,155	62	12,120	"	"	"	1,137	166,275
		portugaises.....	Idem.	"	"	582,509	6,805,260	"	"	"	582,509	6,805,260
Moules.....	Hectol.	31,262	513,305	64,873	1,342,964	3	600	"	"	96,138	1,856,869	
Coquilles de Saint-Jacques.....	Nombre.	14,000	4,900	400	700	"	"	"	"	14,400	5,600	
Mollusques divers.....	Hectol.	134,788	2,415,885	59,558	1,318,593	28	6,480	"	"	194,374	3,740,958	
Oursins.....	Nombre.	66,800	3,340	"	"	7,500	225	17,000	340	91,300	3,905	
Violet.....	Idem.	"	"	"	"	"	"	"	"	"	"	
Oiseaux de mer.....	Idem.	620	2,120	4,060	16,020	"	"	"	"	4,680	18,140	
Vers pour appâts.....	Kilogr.	259,373	614,864	8,170	14,980	"	"	"	"	267,543	629,834	
Lichen.....	Idem.	102,300	75,250	16,350	86,550	"	"	"	"	118,650	161,800	
Varech, goémon, pailleule.....	Mètre cube.	468,621	3,279,125	241,816	1,841,385	"	"	"	"	710,437	5,120,510	
Sables coquilliers, amendements marins.....	Idem.	223,120	1,038,980	23,047	228,064	"	"	"	"	246,167	1,267,044	
Saumons.....	Kilogr.	1,881	28,897	4,396	85,440	"	"	"	"	6,277	114,337	
TOTAUX.....			11,268,292		13,409,905		10,890		1,610		24,690,697	

VIII, IX ET X

OSTRÉICULTURE

MYTILICULTURE ET ÉTABLISSEMENTS COQUILLIERS

RÉSERVOIRS À POISSONS ET À CRUSTACÉS

OSTRÉICULTURE.

Huîtres plates.

PORTS ou SYNDICATS.	ÉTABLISSEMENTS.			EXIS- TANT dans les ÉTABLISSE- MENTS au 30 juin 1922.	ENTRÉES.				HUI- TRES néés dans les Établis- sements.
	NATURE.	NOMBRE.	SUPERFICIE.		QUANTI- TÉS proven- ant de la pêche.	QUANTI- TÉS provenant d'autres établis- sements français.	QUANTI- TÉS importé- es de l'étran- ger.	TOTAL des quantités entrées.	

RÉGION DE LA MER DU NORD

Boulogne-sur-Mer .	Parc d'Ambleteuse.	1	3 75 00	9,1	"	33,2	25	58,2	
Ouistreham.....	Parc.	1	64	2	"	7,5	"	7,5	
Courseulles.....	Parcs sur propriétés privées.	13	1 88 84	66	"	754	"	754	
S'-Vaast-la-Hougue.	Parcs.	58	22 89 31	2,369	324	"	"	324	
Blainville.....	Idem.	1	15 00	50	80	"	"	80	
Granville.....	Dépôt.	11	1 55 74	83	150	"	"	150	
Cancale.....	Parcs et étalages.	1,322	47 15 75	4,173	3,050	"	"	3,050	
Paimpol.....	Parcs.	13	8 00 00	677	140	"	"	140	80
Tréguier.....	Idem.	5	1 46 00	60	10	"	"	10	1
Plougasnou.....	Idem.	13	41 50 00	4,150	"	400	"	400	
Plouguerneau.....	Idem.	1	1 18 58	80	"	"	"	"	
L'Aber-Wrach.....	Idem.	15	14 04 52	"	"	"	2,100	2,100	

Totaux de la région de la Mer du Nord et de la Manche.....		1,454	143 59 38	11,719,1	3,754	1,194,7	2,125	7,073,7	81
---	--	-------	-----------	----------	-------	---------	-------	---------	----

RÉGION DE

Brest.....	Parc à huîtres.	1	1 00 00	36	4	"	"	4	
Plougastel-Daoulas.	Idem.	5	6 45 00	40	95	"	"	95	
Le Faou.....	Idem.	5	1 05 00	2,897	54	"	"	54	60
Loctudy.....	Idem.	8	4 57 07	1,028	"	"	"	"	1
Quimper.....	Idem.	1	30 00	0,5	"	"	"	"	0,5
Concarneau.....	Idem.	23	15 64 14	1,366	"	118	305	423	
Doélan.....	Idem.	99	17 91 15	4,600	"	4,355	950	5,305	3
Etel.....	Parcs et claires.	230	134 31 00	6,078	"	4,000	"	4,000	
La Trinité-sur-Mer.	Idem.	96	46 89 00	3,204	"	"	"	"	500
Auray.....	Idem.	459	198 38 00	31,000	"	"	"	"	2,000
Larmor-Baden.....	Idem.	162	82 25 00	5,420	"	"	"	"	550
L'Isle-aux-Moines..	Parcs.	28	40 07 00	4,640	"	200	"	200	
Vannes.....	Idem.	49	35 80 01	416	"	150	"	150	
Séné.....	Idem.	150	9 91 24	317	"	"	"	"	

SORTIES.

QUANTITÉS livrées à d'autres établissements		QUANTITÉS livrées à la consommation				TOTAL des quantités sorties.		HUI- TRES PERDUES.	EXIS- TANT dans les ÉTABLISSE- MENTS au 30 juin 1922.
de France.	de l'étranger.	pour la France.		pour l'étranger.					
Mille.	Valeur.	Mille.	Valeur.	Mille.	Valeur.	Mille.	Mille.		

ET DE LA MANCHE.

"	"	"	"	49,2	7,380	"	"	49,2	7,380	0,6	17,5
"	"	"	"	5,5	1,100	"	"	5,5	1,100	"	4
"	"	"	"	698	209,400	"	"	698	209,400	61	61
355	108,275	"	"	1,003	305,915	"	"	1,358	414,190	1,136	199
"	"	"	"	114	11,000	"	"	114	11,000	6	10
"	"	"	"	220	22,000	"	"	220	22,000	13	"
"	"	"	"	3,223	483,450	"	"	3,223	483,450	1,000	3,000
"	"	"	"	158	21,380	"	"	158	21,380	10	729
"	"	"	"	38	7,600	"	"	38	7,600	23	10
"	"	"	"	895	166,880	"	"	895	166,880	440	3,215
"	"	"	"	50	7,000	"	"	50	7,000	"	30
"	"	"	"	1,200	240,000	"	"	1,200	240,000	900	"
355	108,275	"	"	7,653,7	1,483,105	"	"	8,008,7	1,591,380	3,589,6	7,275,5

L'Océan.

"	"	"	"	28	7,000	"	"	28	7,000	8	4
"	"	"	"	95	15,860	"	"	95	15,860	19	21
"	"	"	"	10	1,200	"	"	10	1,200	17	2,984
"	"	"	"	25	10,000	"	"	25	10,000	411	593
"	"	"	"	"	"	"	"	"	"	"	1
"	"	"	"	383	103,410	"	"	383	103,410	886	520
"	"	"	"	3,373	970,270	"	"	3,373	970,270	3,115	3,420
"	"	3,000	450,000	1,000	200,000	"	"	4,000	650,000	1,500	4,578
"	"	1,404	225,000	100	20,000	"	"	1,504	245,000	1,200	1,000
12,000	1,500,000	3,000	450,000	1,000	200,000	"	"	16,000	2,150,000	7,000	10,000
2,000	300,000	960	135,000	100	20,000	"	"	3,000	455,000	2,000	1,000
800	216,000	"	"	1,200	324,000	"	"	2,000	540,000	1,928	912
"	"	"	"	225	60,750	"	"	225	60,750	83	258
"	"	"	"	195	52,650	"	"	195	52,650	55	67

OSTRÉICULTURE.

Huitres plates. (Suite et fin.)

Table with multiple columns: PORTS ou SYNDICATS, ÉTABLISSEMENTS (NATURE, NOMBRE, SUPERFICIE), ENTRÉES (QUANTITÉS provenant de la pêche, importées de l'étranger, TOTAL des entrées), SORTIES (livrées à d'autres établissements, livrées à la consommation), HUITRES PERDUES, and EXISTANT dans les ÉTABLISSEMENTS au 30 juin 1922.

RÉGION DE L'Océan. (Suite.)

Table listing oyster establishments in the Ocean Region, including locations like Port-Navalo, Sarzeau, Damgan, Pénestin, Le Croisic, etc., with columns for nature, number, surface, and quantities.

Table listing oyster establishments in the Ocean Region, including locations like Port-Navalo, Sarzeau, Damgan, Pénestin, Le Croisic, etc., with columns for quantities and values.

RÉGION DE LA MÉDITERRANÉE. (FRANCE ET CORSE.)

Table listing oyster establishments in the Mediterranean Region, including locations like Antibes, Cannes, Bonifacio, with columns for nature, number, surface, and quantities.

Table listing oyster establishments in the Mediterranean Region, including locations like Antibes, Cannes, Bonifacio, with columns for quantities and values.

Summary row for 'TOTAUX GÉNÉRAUX' across both pages, showing aggregate statistics for the entire region.

OSTRÉICULTURE.

PORTS OU SYNDICATS.	ÉTABLISSEMENTS.			EXIS- TANT dans les ÉTABLIS- SEMENTS au 30 juin 1921.	ENTRÉES.				HUITRES dans les ÉTABLIS- SEMENTS	
	NATURE.	NOMBRE.	SUPERFICIE.		QUANTI- TÉS prove- nant de la pêche.	QUANTI- TÉS provenant d'autres établis- sements français.	QUANTI- TÉS impor- tées de l'étran- ger.	TOTAL des quantités entrées.		Mille.
RÉGION DE LA MER DU NORD										
Courseulles	Pars sur propriétés privées.	"	"	11	"	396	"	396	"	"
S ^t Vaast-la-Hougue.	Pars.	37	8 10 91	579	715	"	"	715	"	"
L'Aberwrach	Idem.	15	1 44 52	"	"	"	2,100	2,100	"	"
Totaux de la région de la Mer du Nord et de la Manche										
		52	9 55 43	590	715	396	2,100	3,211	"	"
RÉGION DE L'Océan.										
Concarneau	Pars.	1	40 00	207	"	"	"	"	"	"
Saint-Gilles-sur-Vie.	Idem.	2	2 92	3	"	95	"	95	"	"
Le Croisic	Idem.	2	1 80 90	33	362	"	"	362	"	"
Beauvoir-sur-Mer . .	Idem.	1	5 60	"	"	404	"	404	"	"
Les Sables-d'Olonne	Pars d'engraissement.	14	2 35 00	370	"	4,680	"	4,680	"	"
La Rochelle	Pars.	2,250	179 01 71	47,230	"	"	"	"	93,532	"
Saint-Martin, Ars et Loix	Pars et claires.	631	44 57 49	20,200	250	"	"	250	18,000	"
La Flotte	Pars.	1,693	71 73 70	5,000	2,000	"	"	2,000	29,000	"
Le Château-d'Oléron	Viviers.	3,519	455 39 69	200,000	200,000	80,000	"	280,000	20,000	"
Port-des-Barques . .	Cloires.	553	20 38 66	"	"	"	"	"	7,300	"
Marennnes	Pars.	516	40 79 83	"	"	"	"	"	50,000	"
La Tremblade	Viviers, claires, dépôts.	3,544	382 75 41	90,000	30,000	70,000	"	100,000	20,000	"
L'Eguille	Idem.	473	65 42 44	80,000	20,000	60,000	"	80,000	1,000	"
Arès	Idem.	161	4 65 95	34,000	10,000	10,000	"	20,000	30,000	"
Gujan-Mestras	Idem.	280	101 03 09	39,700	19,500	"	"	19,500	260,000	"
La Teste	Pars.	193	78 40 00	239,000	"	"	"	"	2,400	"
Arcachon	Idem.	160	75 36 00	63,665	"	"	"	"	9,000	"
	Idem.	43	29 35 00	92,628	"	"	"	"	"	"
Totaux de la région de l'Océan										
		14,036	1,553 53 40	912,036	282,112	225,179	"	507,291	540,255	"
RÉGION DE LA MÉDITERRANÉE										
Antibes	Dépôts.	1	0 22	"	"	9	"	9	"	"
Cannes	Réservoirs, viviers.	3	1 39	"	"	22	"	22	"	"
Totaux de la région de la Méditerranée (France et Corse)										
		4	1 61	"	"	31	"	31	"	"
TOTAUX GÉNÉRAUX										
		14,092	1,563 10 44	912,626	282,827	225,606	2,100	510,533	510,255	"

Huitres portugaises.

HUITRES dans les ÉTABLISSE- MENTS au 30 juin 1923.	EXIS- TANT dans les ÉTABLISSE- MENTS au 30 juin 1923.	SORTIES.										
		QUANTITÉS livrées à d'autres établissements				QUANTITÉS livrées à la consommation				TOTAL des quantités sorties.		HUITRES PERDUES.
		de France.		de l'étranger.		pour la France.		pour l'étranger.		Mille.	Mille.	
		Mille.	Valour. francs.	Mille.	Valour. francs.	Mille.	Valour. francs.	Mille.	Valour. francs.			Mille.
ET DE LA MANCHE.												
"	"	"	"	359	43,080	"	"	359	43,080	42	6	
"	"	"	"	509	68,715	"	"	509	68,715	305	480	
"	"	"	"	1,200	240,000	"	"	1,200	240,000	900	"	
"	"	"	"	2,068	351,795	"	"	2,068	351,795	1,247	486	
RÉGION DE L'Océan.												
207	2,700	"	"	"	"	"	"	207	2,700	"	"	
"	"	"	"	98	4,900	"	"	98	4,900	"	"	
"	"	"	"	346	23,500	"	"	346	23,500	49	"	
"	"	"	"	404	26,765	"	"	404	26,765	"	"	
"	"	"	"	1,665	84,449	"	"	1,665	84,449	1,124	2,261	
66,000	1,070,000	"	"	18,925	415,750	1,480	32,600	86,405	1,518,350	6,350	48,000	
50	500	"	"	12,000	120,000	"	"	12,050	120,500	5,000	21,400	
18,000	180,000	"	"	7,000	140,000	"	"	25,000	320,000	3,000	8,000	
60,000	3,600,000	"	"	11,612	1,057,400	"	"	71,612	4,657,400	48,388	380,000	
7,000	70,000	"	"	300	3,000	"	"	7,300	73,000	"	"	
"	"	"	"	24,035	1,460,350	850	51,000	24,885	1,511,350	50,115	165,000	
"	"	"	"	101,200	11,179,800	"	"	101,200	11,179,800	18,800	60,000	
"	"	"	"	2,775	193,750	"	"	2,775	193,750	15,225	37,000	
"	"	"	"	40,000	1,360,000	"	"	40,000	1,360,000	500	48,700	
20,000	250,000	"	"	17,350	861,500	"	"	37,350	1,111,500	9,000	452,650	
"	"	"	"	4,168	275,715	"	"	4,168	275,715	30	61,867	
"	"	"	"	48,128	2,406,400	"	"	48,128	2,406,400	1,000	52,500	
171,257	5,173,200	"	"	290,006	19,613,279	2,330	83,600	463,593	24,870,079	158,581	1,337,378	
(FRANCE ET CORSE).												
"	"	"	"	9	1,765	"	"	9	1,765	"	"	
"	"	"	"	18	9,000	"	"	18	9,000	4	"	
"	"	"	"	27	10,765	"	"	27	10,765	4	"	
171,257	5,173,200	"	"	292,101	19,975,839	2,330	83,600	465,688	25,232,639	159,832	1,337,804	

MYTILICULTURE ET ÉTABLISSEMENTS COQUILLIERS. — 1. Moules.

PORTS OU SYNDICATS.	EXISTANT dans les ÉTABLISSEMENTS au 31 décembre de l'année précédente.	ENTRÉES.		SORTIES.				EXISTANT dans les ÉTABLISSEMENTS au 31 décembre.	OBSERVATIONS.
		QUANTITÉS.	VALEUR.	POUR LA FRANCE.		POUR L'ÉTRANGER.			
				Quantités.	Valeur.	Quantités.	Valeur.		
hectol.	hectol.	francs.	hectol.	francs.	hectol.	francs.	hectol.		
Trouville.....	"	"	"	5,000	90,000	"	"	"	Il est impossible de contrôler les entrées. Les moules parquées ont été en grande partie détruites par les petits crabes. Il est impossible de contrôler les entrées. <i>Idem.</i> Les quantités entrées ont été recueillies sur les bouchots et n'ont aucune valeur marchande. Naissent dans les établissements.
Concarneau.....	162	"	"	8	600	"	"	154	
Doélan.....	3	40	500	2	100	"	"	10	
La Roche-Bernard.....	2,824	7,724	46,344	8,120	104,880	"	"	2,428	
Piriac-sur-Mer.....	550	180	3,600	140	2,800	"	"	590	
Le Croisic.....	7,922	19,800	99,000	23,355	516,000	"	"	4,367	
Saint-Gilles sur Vie.....	"	270	3,000	240	3,600	"	"	30	
L'Aiguillon-sur-Mer.....	"	"	"	21,706	651,180	"	"	"	
Marans.....	2,870	"	"	23,800	1,527,500	"	"	"	
La Rochelle.....	22,600	50,600	"	23,500	1,343,300	1,600	90,000	48,020	
Rochefort.....	"	"	"	2,850	85,000	"	"	"	
Marennes.....	10,000	1,000	20,000	9,000	540,000	"	"	2,000	
Méze.....	1,200	500	5,000	1,195	59,500	"	"	505	
La Seyne.....	7,978	"	"	2,986	258,865	"	"	4,992	
TOTAUX des sorties.....				121,002	5,273,325				

MYTILICULTURE ET ÉTABLISSEMENTS COQUILLIERS. — II. Autres mollusques.

PORTS OU SYNDICATS.	EXISTANT dans les ÉTABLISSEMENTS au 31 décembre de l'année précédente.	ENTRÉES.		SORTIES.				EXISTANT dans les ÉTABLISSEMENTS au 31 décembre.	OBSERVATIONS.
		QUANTITÉS.	VALEUR.	POUR LA FRANCE.		POUR L'ÉTRANGER.			
				Quantités.	Valeur.	Quantités.	Valeur.		
hectol.	hectol.	francs.	hectol.	francs.	hectol.	francs.	hectol.		
Saint-Suliac.....	1,795	"	"	1,301	33,155	"	"	"	
Lannion.....	25	110	2,700	100	2,500	"	"	35	
Loctudy.....	1,686	413	14,455	300	21,000	"	"	1,799	
Port-Louis.....	1,240	550	33,000	680	90,000	"	"	1,100	
Piriac-sur-Mer.....	240	190	3,230	120	2,040	"	"	310	
Le Croisic.....	2,108	1,500	45,000	2,300	92,000	"	"	1,308	
Noirmoutier.....	20	45	4,500	50	7,500	"	"	15	
Barbâtre.....	150	350	6,650	200	3,800	"	"	300	
Cannes.....	"	50	30,000	50	45,500	"	"	"	
TOTAUX des sorties.....				5,101	297,495				

RÉSERVOIRS À POISSONS ET À CRUSTACÉS. — I. Réservoirs à poissons.

PORTS OU SYNDICATS.	EXISTANT dans les ÉTABLISSEMENTS au 31 décembre de l'année précédente.	ENTRÉES.		SORTIES.				EXISTANT dans les ÉTABLISSEMENTS au 31 décembre.	OBSERVATIONS.
		QUANTITÉS.	VALEUR.	POUR LA FRANCE.		POUR L'ÉTRANGER.			
				Quantités.	Valeur.	Quantités.	Valeur.		
kilogr.	kilogr.	francs.	kilogr.	francs.	kilogr.	francs.	kilogr.		
Concarneau.....	262	193	965	217	1,627	"	"	238	
La Trinité-sur-Mer.....	1,000	860	8,600	1,860	18,600	"	"	"	
Le Verdon.....	11,000	40,000	200,000	39,000	195,000	"	"	12,000	
Arès.....	40,000	"	"	30,500	183,000	"	"	30,000	
La Teste.....	1,300	2,500	15,000	2,200	13,200	"	"	1,600	
Arcachon.....	17,000	35,000 (1)	"	65,000	597,000	"	"	31,000	(2) Pas de valeur marchande en raison de leur faible taille.
Carry-le-Rouet.....	"	470	4,335	470	4,335	"	"	"	
TOTAUX des sorties.....				139,247	1,012,762				

RÉSERVOIRS À POISSONS ET À CRUSTACÉS. — II. Réservoirs à crustacés.

PORTS OU SYNDICATS.	EXISTANT dans les ÉTABLISSEMENTS au 31 décembre de l'année précédente.	ENTRÉES.		SORTIES.				EXISTANT dans les ÉTABLISSEMENTS au 31 décembre.	OBSERVATIONS.
		QUANTITÉS.	VALEUR.	POUR LA FRANCE.		POUR L'ÉTRANGER.			
				Quantités.	Valeur.	Quantités.	Valeur.		
kilogr.	kilogr.	francs.	kilogr.	francs.	kilogr.	francs.	kilogr.		
Saint-Veléry-en-Caux...	"	500	40,000	500	40,000	"	"	"	
Saint-Pierre-en-Port.....	"	655	3,275	655	3,275	"	"	"	
Étretat.....	"	2,540	25,400	2,540	25,400	"	"	"	
La Hougue.....	"	2,000	20,000	1,800	24,000	"	"	100	
Cherbourg.....	"	200,000	300,000	200,000	300,000	"	"	"	
Blainville.....	"	2,300	23,000	2,300	23,000	"	"	"	
Saint-Servan.....	"	57,070	345,090	57,070	345,090	"	"	"	
Port-Blanc.....	350	2,000	16,000	1,800	14,400	"	"	200	
Perros-Guirec.....	"	11,400	120,800	11,400	120,800	"	"	"	
Plougenou.....	"	18,000	75,000	18,000	75,000	"	"	"	
Roscoff.....	650	22,820	229,880	17,970	187,020	"	"	5,500	
Plouneour-Trez.....	"	16,080	131,730	16,080	131,730	"	"	"	
Plouguerneau.....	"	10,000	100,000	10,000	100,000	"	"	"	
L'Aberwrach.....	450	43,311	287,704	43,200	286,700	"	"	561	
Porspoder.....	6,225	14,639	143,327	9,200	112,000	"	"	11,664	
Brest.....	6,180	276,674	3,035,962	273,186	3,098,462	"	"	9,670	
Cameret.....	50,000	469,000	4,616,000	459,000	4,516,560	25,000	246,000	35,000	
Crozon.....	"	20,110	204,220	20,110	204,220	"	"	"	

RÉSERVOIRS À POISSONS ET À CRUSTACÉS. — II. *Réservoirs à crustacés.* (Suite et fin.)

PORTS OU SYNDICATS	EXISTANT dans les ÉTABLISSEMENTS au 31 décembre de l'année précédente.	ENTRÉES.		SORTIES.				EXISTANT dans les ÉTABLISSEMENTS au 31 décembre.	OBSERVATIONS.
		QUANTITÉS	VALEUR.	POUR LA FRANCE.		POUR L'ÉTRANGER.			
				Quantités.	Valeur.	Quantités.	Valeur.		
kilogr.	kilogr.	francs.	kilogr.	francs.	kilogr.	francs.	kilogr.		
Donarnenez.....	"	285,611	2,297,505	265,611	2,037,500	"	"	20,000	
Ile de Sein.....	"	4,020	69,300	4,020	69,300	"	"	"	
Audierne.....	3,100	36,000	432,000	29,000	406,000	4,900	73,500	5,200	
Penmarc'h.....	360	5,378	53,856	5,390	54,106	"	"	348	
Guilvinec.....	"	131,843	1,283,716	128,843	1,249,981	"	"	3,000	
Concarneau.....	8,457	118,566	986,757	96,228	1,334,461	"	"	16,338	
Doélan.....	6,900	7,550	67,950	11,750	150,000	"	"	2,000	
Port-Louis.....	"	10,700	10,700	10,700	10,700	"	"	"	
Quiberon.....	"	59,000	450,000	40,000	370,000	15,000	105,000	4,000	
Le Pouliguen.....	"	24,705	148,230	24,705	239,030	"	"	"	
Noirmoutier.....	"	7,400	51,800	7,400	65,000	"	"	"	
Ile-d'Yeu.....	1,800	320,000	1,074,600	310,000	1,280,600	"	"	2,800	
Saint-Gilles sur Vie.....	100	30,100	360,000	30,100	360,000	"	"	90	
Carry-le-Rouet.....	"	545	6,740	545	6,740	"	"	"	
Cannes.....	1,300	2,000	25,000	2,000	35,000	"	"	1,300	
Nice.....	"	3,483	84,540	3,483	96,075	"	"	"	
Villefranche.....	"	600	9,600	500	9,000	"	"	100	
Calvi.....	150	4,000	4,000	9,660	144,900	"	"	200	
Propriano.....	"	7,479	44,874	7,479	44,874	"	"	"	
TOTAUX des sorties.....				2,142,425	17,570,924				

INDUSTRIES CONNEXES

XI

PORTS.	FABRIQUES de CONSERVES de poissons.		ATELIERS de SALAISONS ou de fumaisons.		FABRIQUES d'ENGRAIS, de colle ou d'huile de poisson.		USINES pour la TRANSFORMATION des herbes marines (soude, iode, etc.).		MAREYEURS ou EXPÉDITEURS de poissons.		FABRIQUES DE GLACE.	DÉPÔTS DE SEL.		FABRIQUES ou MAISONS DE VENTE de cordages, voiles ou agrès.		FABRIQUES ou MAISONS DE VENTE de filets, lignes, hameçons, etc.		CHANTIERS DE CONSTRUCTION.						
	Nom-bre.	Per-sonnel em-ployé.	Nom-bre.	Per-sonnel em-ployé.	Nom-bre.	Per-sonnel em-ployé.	Nom-bre.	Per-sonnel em-ployé.	Nom-bre.	Per-sonnel em-ployé.		Nom-bre.	Per-sonnel em-ployé.	Nom-bre.	Per-sonnel em-ployé.	Nom-bre.	Per-sonnel em-ployé.	Nom-bre.	Per-sonnel em-ployé.	BATEAUX CONSTRUITS.				
																				hre.	em-ployé.	Nom-bre.	Ton-nage.	Valeur.
Dunkerque.....	"	"	"	"	"	"	"	"	7	34	1	4	"	"	5	(a) 14	"	"	4	56	2	15	22,000	
Gravelines.....	2	(b) 40	2	5	"	"	"	"	6	18	"	"	2	6	1	(a) 3	"	"	3	15	5	65	190,000	
Calais.....	"	"	5	19	"	"	"	"	6	26	1	6	"	"	2	7	4	8	2	14	3	32	107,000	
Boulogne-sur-Mer.....	4	77	96	2,326	"	"	"	"	134	1,930	4	81	2	7	15	238	19	130	8	371	13	193	549,000	
Étaples.....	"	"	1	3	"	"	"	"	"	"	1	2	"	"	7	397	"	"	2	10	7	81	92,400	
Berck-sur-Mer.....	"	"	3	16	"	"	"	"	6	27	1	4	"	"	"	"	"	"	2	15	9	88	130,000	
Le Crotoy.....	"	"	"	"	"	"	"	"	"	"	"	"	"	"	2	2	"	"	2	6	6	88	99,000	
Cayeux-sur-Mer.....	"	"	"	"	"	"	"	"	3	5	"	"	"	"	3	4	3	3	2	16	15	196	223,440	
Le Tréport.....	"	"	1	6	"	"	"	"	9	26	"	"	"	"	"	"	"	"	"	"	"	"	"	"
Dieppe.....	5	39	"	"	"	"	"	"	18	143	1	7	"	"	3	17	2	12	3	149	"	"	"	"
Saint-Valéry-en-Caux.....	"	"	2	13	"	"	"	"	"	"	"	"	1	1	"	"	"	"	"	"	"	"	"	"
Fécamp.....	2	(a) 155	33	624	2	99	"	"	6	37	"	"	1	3	6	70	4	37	4	140	67	389	182,500	
Yport.....	"	"	"	"	"	"	"	"	18	58	"	"	"	"	2	44	2	46	1	(b) 2	"	"	"	"
Étretat.....	"	"	"	"	"	"	"	"	6	6	"	"	"	"	1	1	1	1	1	1	3	13	35,400	
Le Havre.....	1	6	1	6	"	"	"	"	12	30	2	4	1	7	5	6	3	3	6	16	4	12	36,000	
Honfleur.....	"	"	"	"	"	"	"	"	8	8	"	"	"	"	4	5	3	5	3	6	3	8	7,000	
Trouville.....	"	"	"	"	"	"	"	"	10	24	1	3	"	"	3	3	2	5	1	(b) 2	"	"	"	"
Ouistreham.....	"	"	"	"	"	"	"	"	"	"	"	"	"	"	"	"	1	"	2	5	4	4	3,600	
Courseulles.....	"	"	"	"	"	"	"	"	"	"	"	"	"	"	1	2	1	2	1	4	3	7	12,000	
Port-en-Bessin.....	"	"	"	"	"	"	"	"	4	16	"	"	"	"	2	6	2	2	4	14	5	15	9,000	
Grandcamp.....	"	"	"	"	"	"	"	"	30	39	"	"	"	"	8	11	6	12	4	12	4	15	24,000	
La Hougue.....	"	"	"	"	"	"	"	"	3	3	1	1	"	"	2	2	1	1	2	4	8	23	34,800	
Barfleur.....	"	"	"	"	"	"	"	"	2	8	"	"	"	"	4	4	4	4	2	5	12	28	45,000	
Cherbourg.....	"	"	"	"	"	"	"	"	4	18	1	5	"	"	4	16	3	9	2	20	1	39	155,000	
Blainville.....	"	"	"	"	"	"	"	"	7	12	"	"	"	"	3	5	5	5	"	"	"	"	"	"
Regnéville.....	"	"	"	"	"	"	"	"	4	9	"	"	"	"	2	3	"	"	"	"	"	"	"	"
Granville.....	"	"	1	35	"	"	"	"	23	70	2	20	1	6	3	15	3	12	1	6	1	8	12,000	
Cancale.....	"	"	"	"	"	"	"	"	6	6	"	"	"	"	2	3	1	8	"	"	"	"	"	"

a) Vendent également des lignes, filets, hameçons, etc. — (b) Sécheries. — (c) Chantiers de réparations.

INDUSTRIES

PORTS.	FABRIQUES de CONSERVES de POISSONS.		ATELIERS de SALAISONS ou de semailsons.		FABRIQUES d'ENGRAIS, de colle ou d'huile de poisson.		USINES pour la TRANSFORMATION des herbes marines (soude, iode, etc.).		MAREYEURS ou EXPÉDITEURS de poissons.	
	Nom-brs.	Per-sonnel em-ployé.	Nom-brs.	Per-sonnel em-ployé.	Nom-brs.	Per-sonnel em-ployé.	Nom-brs.	Per-sonnel em-ployé.	Nom-hrs.	Per-sonnel em-ployé.
Saint-Malo.....	"	"	"	"	"	"	"	"	1	4
Pleurtuit.....	"	"	"	"	"	"	"	"	"	"
Saint-Jacut-de-la-Mer.....	"	"	"	"	"	"	"	"	12	12
Pléneuf.....	"	"	"	"	"	"	"	"	"	"
Le Légué.....	"	"	"	"	"	"	"	"	11	11
Binic.....	"	"	"	"	"	"	"	"	"	"
Portrieux.....	"	"	"	"	"	"	"	"	1	1
Plouézec.....	"	"	"	"	"	"	"	"	4	10
Paimpol.....	"	"	"	"	"	"	"	"	"	"
Pleubian.....	"	"	"	"	"	1	19	1	7	7
Tréguier.....	"	"	"	"	"	"	"	2	2	2
Port-Blanc.....	"	"	"	"	"	"	"	2	3	3
Perros-Guirec.....	"	"	"	"	"	"	"	4	9	9
Plenmer-Bodou.....	"	"	"	"	"	"	"	"	"	"
Lannion.....	"	"	"	"	"	"	"	4	15	15
Morlaix.....	"	"	"	"	"	"	"	"	"	"
Roscoff.....	"	"	"	"	"	1	120	4	4	4
Plounéour-Trez.....	"	"	"	"	"	"	"	4	4	4
Plouguerneau.....	"	"	"	"	"	1	17	4	4	4
L'Aberwrach.....	"	"	"	"	"	1	32	"	"	"
Porspoder.....	"	"	"	"	"	1	25	2	2	2
Ouessant.....	"	"	"	"	"	"	"	4	8	8
Molène.....	"	"	"	"	"	"	"	6	6	6
Le Conquet.....	"	"	"	"	"	3	48	4	10	10
Brest.....	"	"	"	"	"	"	"	6	25	25
Plougastel-Daoulas.....	"	"	"	"	"	"	"	"	"	"
Le Faou.....	2	40	"	"	"	"	"	5	24	24
Camaret.....	3	110	"	"	"	"	"	10	30	30

CONNEXES. (Suite.)

FABRIQUES DE GLACE.		DÉPÔTS DE SEL.		FABRIQUES ou MAISONS DE VENTE de cordages, voiles ou agrès.		FABRIQUES ou MAISONS DE VENTE de filets, lignes, hameçons, etc.		CHANTIERS DE CONSTRUCTION.				
Nom-brs.	Per-sonnel em-ployé.	Nom-brs.	Per-sonnel em-ployé.	Nom-brs.	Per-sonnel em-ployé.	Nom-brs.	Per-sonnel em-ployé.	Nom-brs.	Per-sonnel em-ployé.	BATEAUX CONSTRUITS.		
										Nom-brs.	Ton-nage.	Valeur.
"	"	"	"	2	4	2	4	2	65	4	1,880	423,000
"	"	"	"	"	"	"	"	4	65	93	552	1,032,500
"	"	"	"	"	"	"	"	"	"	"	"	"
"	"	"	"	1	1	2	3	"	"	"	"	"
"	"	"	"	"	"	1	2	"	"	"	"	"
"	"	"	"	1	4	"	"	1	46	5	574	662,000
"	"	"	"	"	"	"	"	"	"	"	"	"
"	"	"	"	"	"	"	"	1	"	1	1	900
"	"	"	"	"	"	"	"	"	"	"	"	"
"	"	"	"	1	8	"	"	"	"	"	"	"
"	"	"	"	3	7	3	7	1	1	1	5	5,500
"	"	"	"	"	"	"	"	1	1	6	14	7,600
1	2	"	"	3	9	3	9	1	4	"	"	"
"	"	"	"	"	"	"	"	"	"	6	16	14,500
"	"	"	"	"	"	"	"	"	"	"	"	"
"	"	"	"	"	"	"	"	6	27	69	24	173,900
"	"	"	"	1	1	"	"	1	3	14	49	65,000
"	"	"	"	1	1	2	2	"	"	"	"	"
"	"	"	"	6	6	6	6	3	7	35	103	35,000
"	"	"	"	3	4	"	"	4	12	37	105	72,100
"	"	"	"	"	"	"	"	1	3	12	24	10,800
"	"	"	"	5	(b) 5	"	"	"	"	"	"	"
"	"	"	"	8	(a) 8	"	"	"	"	6	51	51,000
"	"	"	"	3	6	3	4	3	15	8	40	40,000
1	10	"	"	4	14	4	9	3	46	18	244	253,000
"	"	"	"	3	(a) 7	"	"	1	(b) 2	"	"	"
"	"	"	"	4	11	3	11	"	"	"	"	"
"	"	"	"	6	(a) 16	"	"	6	140	20	375	598,000

(a) Vendent également des lignes, filets, hameçons, etc. — (b) Chantier de réparations.

INDUSTRIES

PORTS.	FABRIQUES de CONSERVES de poissons.		ATELIERS de SALAISONS ou de farnaisons.		FABRIQUES d'ENGRAIS, de colle ou d'huile de poisson.		USINES pour la TRANSFORMATION des herbes marines (sonde, iode, etc.).		MAREYEURS ou EXPÉDITEURS de poissons.	
	Nom-bre.	Per-sonnel em-ployé.	Nom-bre.	Per-sonnel em-ployé.	Nom-bre.	Per-sonnel em-ployé.	Nom-bre.	Per-sonnel em-ployé.	Nom-bre.	Per-sonnel em-ployé.
Crozon.....	1	34	"	"	"	"	"	"	2	3
Port-Launay.....	"	"	"	"	"	"	"	"	2	2
Douarnenez.....	23	1,790	21	105	1	10	"	"	50	201
Ile de Sein.....	"	"	"	"	"	"	"	"	6	10
Audierne.....	11	690	"	"	1	1	2	56	10	92
Penmarch.....	11	610	"	"	"	"	2	28	6	20
Guilvinec.....	7	365	2	15	"	"	"	"	12	168
Loctudy.....	2	74	"	"	"	"	1	16	3	14
Quimper.....	"	"	"	"	"	"	"	"	4	10
Concarneau.....	29	2,331	"	"	1	8	"	"	6	48
Doélan.....	4	162	"	"	"	"	"	"	3	10
Lorient.....	11	295	"	"	"	"	"	"	22	110
Port-Louis.....	6	256	1	2	"	"	"	"	2	4
Groix.....	3	165	"	"	"	"	"	"	"	"
Etel.....	5	287	"	"	"	"	"	"	3	9
Quiberon.....	5	530	5	25	"	"	1	15	10	48
La Trinité-sur-Mer.....	"	"	"	"	"	"	"	"	5	15
Auray.....	1	9	"	"	"	"	"	"	1	2
Houat.....	"	"	"	"	"	"	"	"	2	4
Hoëdic.....	"	"	"	"	"	"	"	"	4	5
Séné.....	"	"	"	"	"	"	"	"	"	"
Port-Navalo.....	"	"	1	16	"	"	"	"	"	"
La Roche-Bernard.....	"	"	"	"	"	"	"	"	10	10
Redon.....	"	"	"	"	"	"	"	"	"	"
Vannes.....	"	"	"	"	"	"	"	"	"	"
Sauzon.....	1	86	"	"	"	"	"	"	"	"
Le Palais.....	5	306	1	5	"	"	"	"	7	11
Piriac-sur-Mer.....	1	44	2	4	"	"	"	"	"	"

CONNEXES. (Suite.)

FABRIQUES DE GLACE.	DÉPÔTS DE SEL.	FABRIQUES ou MAISONS DE VENTE de cordages, voiles ou agrès.		FABRIQUES ou MAISONS DE VENTE de filets, lignes, hameçons, etc.		CHANTIERS DE CONSTRUCTION.						
		Nom-bre.	Per-sonnel em-ployé.	Nom-bre.	Per-sonnel em-ployé.	Nom-bre.	Per-sonnel em-ployé.	BATEAUX CONSTRUITS.				
Nom-bre.	Per-sonnel em-ployé.	Nom-bre.	Per-sonnel em-ployé.	Nom-bre.	Per-sonnel em-ployé.	Nom-bre.	Per-sonnel em-ployé.	Nom-bre.	Ton-nage.	Valeur.		
"	"	"	"	2	4	2	4	4	27	24	203	203,000
"	"	"	"	"	"	"	"	1	1	"	"	"
1	13	2	5	10	48	5	50	6	38	32	239	71,700
"	"	"	"	3	4	"	"	1	2	12	109	125,000
"	"	11	"	4	9	3	6	5	33	34	213	172,000
"	"	"	"	5	10	8	16	1	3	21	9	7,600
2	10	6	6	5	6	5	6	3	9	60	130	130,000
"	"	"	"	5	5	5	7	3	9	82	355	177,500
1	17	"	"	3	10	2	4	3	24	27	86	88,000
"	"	"	"	6	32	7	12	4	125	32	803	1,204,500
"	"	1	1	1	1	"	"	3	5	48	91	83,000
3	20	2	5	6	(a)18	"	"	2	162	19	800	1,100,000
"	"	1	2	9	23	12	12	6	30	55	366	366,000
"	"	"	"	"	"	"	"	"	"	"	"	"
"	"	"	"	2	6	3	10	2	6	2	3	2,600
"	"	"	"	2	9	2	9	"	"	"	"	"
1	3	2	4	1	(a)1	"	"	"	"	"	"	"
"	"	"	"	2	4	"	"	3	14	31	71	39,500
"	"	"	"	"	"	"	"	"	"	"	"	"
"	"	"	"	"	"	"	"	"	"	"	"	"
"	"	"	"	1	2	1	2	"	"	"	"	"
"	"	"	"	"	"	"	"	"	"	4	8	7,600
"	"	"	"	"	"	"	"	"	"	"	"	"
"	"	"	"	"	"	2	2	"	"	"	"	"
"	"	"	"	2	6	2	6	2	(b)10	"	"	"
"	"	"	"	"	"	"	"	"	"	"	"	"
1	3	"	"	3	20	2	2	1	101	20	540	740,000
"	"	"	"	"	"	"	"	1	9	6	66	65,000

(a) Vendent également des lignes, filets, hameçons, etc. — (b) S'occupent des réparations et de construction de chalands ostréicoles.

PORTS.	FABRIQUES de CONSERVES de poissons.		ATELIERS de SALAISONS ou de fumaisons.		FABRIQUES d'ENGRAIS, de colle ou d'huile de poisson.		USINES pour la TRANSFORMATION des herbes marines (soude, iode, etc.).		MAREYEURS ou EXPÉDITEURS de poissons.	
	Nom-bre.	Per-sonnel em-ployé.	Nom-bre.	Per-sonnel em-ployé.	Nom-bre.	Per-sonnel em-ployé.	Nom-bre.	Per-sonnel em-ployé.	Nom-bre.	Per-sonnel em-ployé.
La Turballe.....	6	190	"	"	"	"	"	"	5	22
Le Croisic.....	1	70	"	"	"	"	"	"	14	41
Le Pouliguen.....	"	"	"	"	"	"	"	"	2	8
Saint-Nazaire.....	"	"	"	"	"	"	"	"	6	18
Paimbœuf.....	"	"	"	"	"	"	"	"	"	"
Basse-Indre.....	"	"	"	"	"	"	"	"	2	6
Nantes.....	"	"	"	"	"	"	"	"	1	4
Pornic.....	"	"	"	"	"	"	"	"	6	15
Noirmoutier.....	3	172	"	"	"	"	"	"	4	12
Barbâtre.....	"	"	"	"	"	"	"	"	5	20
Beauvoir-sur-Mer.....	1	36	"	"	"	"	"	"	2	6
Île-d'Yeu.....	4	355	"	"	1	1	"	"	5	15
Saint-Gilles-sur-Vie.....	7	544	"	"	1	3	"	"	16	68
Sables-d'Olonne.....	14	1,700	"	"	1	4	"	"	20	138
L'Aiguillon-sur-Mer.....	"	"	"	"	"	"	"	"	7	7
Marans.....	"	"	"	"	"	"	"	"	8	8
La Rochelle.....	2	85	2	(e)51	2	23	"	"	72	46
Saint-Martin-de-Ré.....	1	27	"	"	"	"	"	"	"	"
La Flotte.....	"	"	"	"	"	"	"	"	2	8
Château-d'Oléron.....	"	"	"	"	"	"	"	"	7	22
Fouras.....	"	"	"	"	"	"	"	"	1	1
Marennes.....	"	"	"	"	"	"	"	"	4	4
La Tremblade.....	"	"	"	"	"	"	"	"	15	15
Royan.....	"	"	"	"	"	"	"	"	10	21
Blaye.....	"	"	"	"	"	"	5	10	"	"
Pauillac.....	"	"	"	"	"	"	"	"	"	"
Le Verdon.....	"	"	"	"	"	"	"	"	2	4
Branne.....	"	"	"	"	"	"	"	"	"	"

(a) Réparations de bateaux. — (b) Vendent également filets, hameçons, etc.

FABRIQUES DE GLACE.		DÉPÔTS DE SEL.		FABRIQUES ou MAISONS DE VENTE de cardages, voiles ou agrès.		FABRIQUES ou MAISONS DE VENTE de filets, lignes, hameçons, etc.		CHANTIERS DE CONSTRUCTION					
Nom-bre.	Per-sonnel em-ployé.	Nom-bre.	Per-sonnel em-ployé.	Nom-bre.	Per-sonnel em-ployé.	Nom-bre.	Per-sonnel em-ployé.	Nom-bre.	Per-sonnel em-ployé.	BATEAUX CONSTRUITS.			
										h. r.	Per-sonnel em-ployé.	Nom-bre.	Ton-nage.
"	"	5	"	2	3	2	1	"	"	"	"	"	"
1	6	"	"	2	8	3	7	1	8	10	60	120,000	
"	"	"	"	"	"	1	1	"	"	"	"	"	
1	10	"	"	4	18	3	5	"	"	3	4	2,400	
"	"	"	"	1	41	"	"	1	(a)12	"	"	"	
"	"	"	"	1	1	"	"	1	1	6	6	15,000	
2	10	1	6	6	25	2	52	5	31	31	144	196,140	
1	3	"	"	2	(b)2	"	"	1	7	7	36	64,000	
"	"	"	"	3	6	3	6	2	16	21	33	33,800	
"	"	"	"	"	"	"	"	"	"	"	"	"	
"	"	"	"	4	6	"	"	"	"	"	"	"	
1	1	1	2	3	(b)11	"	"	2	10	21	84	67,200	
"	"	3	4	4	6	4	4	1	2	4	20	38,000	
1	5	2	4	3	8	5	12	6	75	64	1,549	1,389,900	
"	"	"	"	"	"	"	"	"	"	"	"	"	
"	"	"	"	3	4	3	4	2	6	9	14	25,000	
2	14	3	18	12	(b)18	"	"	"	"	"	"	"	
"	"	2	32	"	"	"	"	2	(a)8	"	"	"	
"	"	"	"	"	"	"	"	2	(a)4	"	"	"	
1	3	"	"	3	5	2	3	3	4	9	25	72,000	
"	"	"	"	1	1	1	1	3	(a)3	"	"	"	
"	"	"	"	2	3	1	3	5	8	55	118	92,700	
"	"	"	"	4	6	4	6	4	8	73	97	40,700	
1	2	"	"	2	3	2	3	1	(a)10	"	"	"	
"	"	"	"	2	4	"	"	2	19	10	19	25,000	
"	"	"	"	1	2	"	"	2	7	"	"	"	
"	"	"	"	1	2	1	2	"	"	5	5	4,000	
"	"	"	"	1	4	2	144	3	24	"	"	"	

INDUSTRIES CONNEXES. (Suite.)

PORTS.	FABRIQUES de CONSERVES de poissons.		ATELIERS de SALAISONS ou de fameisons.		FABRIQUES d'ENGRAIS, de colle ou d'huile de poisson.		USINES pour la TRANSFORMATION des herbes marines (soude, iode, etc.).		MAREYEURS ou EXPÉDITEURS de poissons.	
	Nom-bre.	Per-sonnel em-ployé.	Nom-bre.	Per-sonnel em-ployé.	Nom-bre.	Per-sonnel em-ployé.	Nom-bre.	Per-sonnel em-ployé.	Nom-bre.	Per-sonnel em-ployé.
Libourne.....	"	"	"	"	"	"	"	"	6	10
Podensac.....	"	"	"	"	"	"	"	"	"	"
Bordeaux.....	(a) 26	610	"	"	"	"	"	"	"	"
Arès.....	"	"	"	"	"	"	"	"	20	50
Gujan-Mestras.....	4	285	"	"	1	3	"	"	10	25
La Teste.....	"	"	"	"	"	"	"	"	3	6
Arcachon.....	4	68	"	"	"	"	"	"	6	61
Capbreton.....	"	"	"	"	"	"	"	"	6	14
Port-de-Lanne.....	"	"	"	"	"	"	"	"	4	8
Urt.....	"	"	"	"	"	"	"	"	4	10
Bayonne.....	"	"	"	"	"	"	"	"	4	12
Saint-Jean-de-Luz.....	5	286	8	114	1	4	"	"	15	230
Banyuls-sur-Mer.....	"	"	"	"	"	"	"	"	"	"
Collioure.....	"	"	22	292	"	"	"	"	19	96
Leucate.....	"	"	"	"	"	"	"	"	3	6
La Nouvelle.....	"	"	"	"	"	"	"	"	5	15
Narbonne.....	"	"	"	"	"	"	"	"	7	14
Gruissan.....	"	"	"	"	"	"	"	"	5	12
Agde.....	"	"	"	"	"	"	"	"	3	6
Méze.....	"	"	"	"	"	"	"	"	"	"
Cette.....	"	"	"	"	"	"	"	"	10	34
Palavas.....	"	"	"	"	"	"	"	"	9	18
Port-de-Bouc.....	1	37	"	"	"	"	"	"	"	"
Berre.....	"	"	"	"	"	"	"	"	"	"
Martigues.....	"	"	4	10	"	"	"	"	4	12
L'Estaque-sur-Mer.....	"	"	"	"	"	"	"	"	"	"
Marseille.....	1	45	1	6	"	"	"	"	40	95
Mazargues.....	"	"	"	"	"	"	"	"	"	"

(a) Sécheries. — (b) Fait les réparations. — (c) Vendent également filets, liameçons, etc.

FABRIQUES DE GLACE.	DÉPÔTS DE SEL.	FABRIQUES ou MAISONS DE VENTE de cordages, voiles ou agrès.		FABRIQUES ou MAISONS DE VENTE de filets, lignes, hameçons, etc.		CHANTIERS DE CONSTRUCTION.						
		Nom-bre.	Per-sonnel em-ployé.	Nom-bre.	Per-sonnel em-ployé.	Nom-bre.	Per-sonnel em-ployé.	BATEAUX CONSTRUITS.				
Nom-bre.	Per-sonnel em-ployé.	Nom-bre.	Per-sonnel em-ployé.	Nom-bre.	Per-sonnel em-ployé.	Nom-bre.	Per-sonnel em-ployé.	Nom-bre.	Ton-nage.	Valeur.		
1	3	2	4	4	6	4	6	2	15	2	2	3,000
"	"	"	"	"	"	"	"	2	24	4	4	6,000
11	90	10	110	20	205	6	110	30	575	9	15	18,000
"	"	"	"	1	2	3	9	4	4	20	20	20,000
"	"	1	2	1	4	"	"	4	39	92	380	472,000
"	"	"	"	2	15	2	16	6	20	57	189	153,000
1	8	"	"	4	10	4	8	8	214	37	63	212,600
"	"	"	"	1	2	1	2	2	4	11	8	4,500
"	"	"	"	2	2	"	"	1	2	8	8	2,800
"	"	"	"	"	"	"	"	5	17	33	33	10,000
2	17	1	15	3	15	"	"	4	12	26	32	18,500
2	7	1	1	1	2	1	3	3	26	4	46	140,000
"	"	"	"	"	"	"	"	2	2	6	5	9,000
"	"	"	"	"	"	"	"	"	"	"	"	"
"	"	"	"	"	"	"	"	1	1	1	1	500
1	2	"	"	1	2	2	3	1	1	3	3	1,050
"	"	"	"	1	1	"	"	"	"	"	"	"
"	"	"	"	"	"	"	"	2	5	(b) "	"	"
1	4	"	"	2	(c) 4	"	"	1	6	4	15	35,000
"	"	"	"	"	"	"	"	1	2	6	10	6,000
"	"	"	"	"	"	3	6	5	175	"	"	"
"	"	"	"	"	"	"	"	2	4	36	32	18,655
"	"	2	12	"	"	"	"	2	539	4	5	3,600
"	"	1	76	"	"	"	"	"	"	"	"	"
1	2	1	2	3	5	"	"	3	30	22	33	26,400
"	"	"	"	"	"	"	"	3	6	12	22	25,000
14	106	2	25	40	255	3	9	6	90	39	70	250,000
"	"	"	"	1	220	"	"	"	"	"	"	"

INDUSTRIES CONNEXES. (Suite et fin.)

PORTS.	FABRIQUES de CONSERVES de poissons.		ATELIERS de SALAISONS ou de linaisons.		FABRIQUES d'ENGRAIS, de colle ou d'huile de poisson.		USINES pour la TRANSFORMATION des herbes marines (soude, iode, etc.).		MAREYEURS ou EXPÉDITEURS de poissons.		FABRIQUES DE GLACE.		DÉPÔTS DE SEL.		FABRIQUES ou MAISONS DE VENTE de cordages, voiles ou agrès.		FABRIQUES ou MAISONS DE VENTE de filets, lignes, hameçons, etc.		CHANTIERS DE CONSTRUCTION.					
	Nom-bre.	Per-sonnel em-ployé.	Nom-bre.	Per-sonnel em-ployé.	Nom-bre.	Per-sonnel em-ployé.	Nom-bre.	Per-sonnel em-ployé.	Nom-bre.	Per-sonnel em-ployé.	Nom-bre.	Per-sonnel em-ployé.	Nom-bre.	Per-sonnel em-ployé.	Nom-bre.	Per-sonnel em-ployé.	Nom-bre.	Per-sonnel em-ployé.	BATEAUX CONSTRUITS.					
																			Nom-bre.	Ton-nage.	Valeur.			
La Ciotat	"	"	"	"	"	"	"	"	"	12	12	1	4	"	"	"	"	1	3	2	20	8	28	101,000
Bandol	"	"	"	"	"	"	"	"	"	"	"	"	"	"	"	"	"	"	"	"	1	2	8,000	
La Seyne	"	"	"	"	"	"	"	"	"	"	"	"	"	"	"	"	"	"	"	"	6	8	2,400	
Vieux-Salins d'Hyères	"	"	"	"	"	"	"	"	"	"	"	1	9	"	"	"	"	"	"	"	"	"	"	"
Saint-Tropez	"	"	"	"	"	"	"	"	"	"	"	1	3	"	"	"	"	"	"	3	6	10	18	15,000
Saint-Raphaël	"	"	"	"	"	"	"	"	"	3	6	1	2	"	"	"	"	"	"	1	(a) 2	"	"	"
Cannes	"	"	"	"	"	"	"	"	"	2	4	3	12	"	"	1	1	1	2	1	10	4	7	20,000
Golfe-Juan	"	"	"	"	"	"	"	"	"	"	"	"	"	"	"	"	"	"	"	"	"	"	"	"
Antibes	"	"	1	3	"	"	"	"	"	"	"	"	"	"	"	"	"	"	"	"	"	"	"	"
Cros-de-Cagnes	"	"	1	4	"	"	"	"	"	"	"	"	"	"	"	1	2	1	2	2	5	3	5	5,000
Nice	"	"	"	"	"	"	"	"	"	"	"	"	"	"	"	"	"	"	"	"	"	"	"	"
Villefranche	"	"	3	10	"	"	"	"	"	2	4	"	"	"	"	"	"	"	"	"	"	"	"	"
Bastia	"	"	"	"	"	"	"	"	"	6	10	"	"	"	"	"	"	"	"	"	"	"	"	"
Maccinaggio	"	"	"	"	"	"	"	"	"	"	"	"	"	"	"	"	"	"	"	"	"	"	"	"
La Calle	1	(b)	(b) 3	"	"	"	"	"	"	"	"	"	"	"	"	"	"	"	"	"	"	"	"	"
Bône	"	"	3	8	"	"	"	"	"	14	24	2	4	"	"	3	6	3	6	4	7	2	3	5,000
Philippeville	4	410	"	"	"	"	"	"	"	4	16	1	"	"	"	"	"	"	"	"	"	"	"	"
Collo	"	"	3	28	"	"	"	"	"	"	"	"	"	"	"	"	"	"	"	"	"	"	"	"
Djidjelli	1	62	5	36	"	"	"	"	"	"	"	1	2	"	"	"	"	"	"	"	"	"	"	"
Bougie	"	"	2	10	"	"	"	"	"	2	2	1	4	1	4	1	2	1	2	2	4	5	10	10,700
Dellys	"	"	"	"	"	"	"	"	"	30	30	"	"	"	"	"	"	"	"	"	"	3	3	2,000
Alger	"	"	20	90	"	"	"	"	"	10	20	4	40	5	5	4	4	6	12	8	85	10	3	25,000
Castiglione	5	206	29	240	"	"	"	"	"	"	"	1	6	"	"	"	"	"	"	3	9	10	18	18,000
Cherchell	1	4	3	11	"	"	"	"	"	9	9	"	"	1	2	"	"	1	2	"	"	"	"	"
Ténès	1	59	2	8	"	"	"	"	"	3	3	"	"	1	1	"	"	"	"	2	4	"	"	"
Arzew	"	"	2	2	"	"	"	"	"	9	15	"	"	2	3	2	2	2	3	2	7	11	13	10,000
Oran	6	426	8	45	"	"	"	"	"	10	20	1	23	1	14	6	36	6	21	8	59	25	37	50,000
Nemours	2	100	2	85	"	"	"	"	"	1	1	1	1	"	"	"	"	1	1	"	"	"	"	"
TOTAUX	246	14,278	302	4,278	12	156	19	386	1,109	4,968	91	618	83	398	390	2,199	264	1,017	354	4,277	1,889	12,878	13,935,385	

(a) S'occupent des réparations. — (b) N'ont pas fonctionné cette année.

TABLE ANALYTIQUE.

	Pages.
I. — Renseignements généraux. — Rapport au Sous-Secrétaire d'État.....	—
TABLEAUX ANNEXES :	
1° Graphique de la pêche de la morue de 1899 à 1923; 2° graphique de la pêche du hareng de 1899 à 1923; 3° graphique de la pêche à la sardine de 1899 à 1923; 4° graphique pour l'ostréiculture. — Rendement en nombre et en valeur de 1899 à 1923.....	13
II et III. — Tableaux comparatifs des résultats de la pêche (<i>pêche en bateau et pêche à pied</i>) et de l'ostréiculture (<i>huîtres indigènes et huîtres portugaises</i>) pour les années 1914 à 1923 et rendement des différentes pêches en 1923.....	23
IV. — Tableaux d'ensemble de l'armement (<i>Matériel et Personnel</i>) et du rendement de la pêche.....	31
I. Pêche en bateau. — Importance des entreprises de pêche (nombre de bateaux, tonnage et valeur). — Valeur des engins. — Rendement économique et commercial de la pêche en bateau.....	32
II. Pêche en bateau. — Renseignements sur le tonnage des bateaux de pêche.....	58
III. Pêche en bateau. — Renseignements sur le personnel (importance numérique, professions, âges des marins, industries exercées accessoirement).....	82
IV. Pêche à pied. — Importance numérique des pêcheurs et rendement.	106
V. — Pêche en mer. — Grande pêche :	
1° Terre-Neuve et Islande. — Rendement par ports d'armement des bateaux pêcheurs et par ports de débarquement des produits de la pêche.	114 et 116
2° Tableau détaillé des primes allouées pour encouragements aux pêches maritimes, en 1923.....	118
3° Tableau comparatif des primes allouées pour encouragements aux pêches maritimes, de 1856 à 1923.....	120
VI. — Pêche en bateau :	
Grande pêche. — Pêche au large et pêche côtière. — Étangs salés et partie maritime des fleuves et rivières. — Quantités et valeur des produits pêchés par les bateaux de chaque syndicat.....	123

	Pages.
VII. — Pêche à pied.....	163
VIII, IX et X. — Ostréiculture; mytiliculture et établissements coquilliers; réservoirs à poissons et à crustacés.....	187
XI. — Industries connexes.....	199

TABLE ALPHABÉTIQUE.

	Pages.
Conserves de poissons (Fabriques de).....	200
Construction de bateaux de pêche (Chantiers de).....	201
Coquilliers (Établissements).....	194
Cordages, voiles et agrès, etc. (Fabriques et maisons de vente de).....	201
Engrais, colle ou huile de poisson (Fabriques d').....	200
Filets, lignes, hameçons, etc. (Fabriques ou maisons de vente de).....	201
Fumaisons ou salaisons (Ateliers de).....	200
Glace (Fabriques de).....	201
Grande pêche.....	113
Hareng (Pêche du). — Voir <i>Graphique pour la période 1899-1923</i>	17
Industries connexes.....	199
Iode (Voir <i>Usines pour la transformation des herbes marines</i>).	
Islande (Pêche d').....	116-117
Mareyeurs ou expéditeurs de poissons.....	200
Morue (Pêche de la). — Voir <i>Grande pêche</i> .	
Voir aussi <i>Graphique pour la période 1899-1923</i>	15
Mytiliculture.....	194
Ostréiculture.....	188
Voir aussi <i>Graphique du rendement en nombre et en valeur pour la période 1899-1923</i>	21
Pêche à pied.....	163
Pêche au large.....	31-123
Pêche en mer, dans la partie salée des fleuves et rivières et dans les étangs salés.....	123
Personnel de la pêche en bateau.....	82
Personnel de la pêche à pied.....	106
Primes allouées pour encouragements aux pêches maritimes.....	118-120
Réparations de bateaux de pêche (Chantiers de).....	201
Réservoirs à poissons.....	196
— à crustacés.....	196

	Pages.
Rogue de morue	124
Salaisons (Ateliers de).....	200
Sardine (Pêche de la).	
Voir <i>Graphique de la pêche de la sardine, pour la période 1899-1923</i>	19
Sel (Dépôts de).....	201
Soude. — Voir <i>Usines pour la transformation des herbes marines</i> .	
Terre-Neuve (Pêche à).....	114-115
Usines pour la transformation des herbes marines (soude, iode, etc.).....	201