

Measuring Sustainability Dutch Experiences

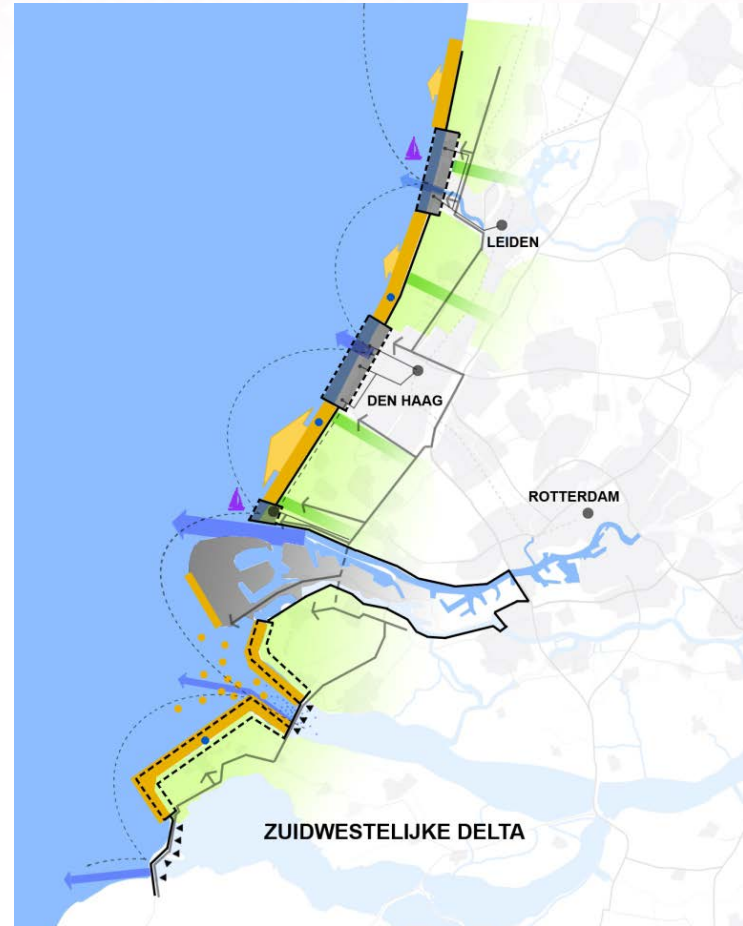
drs. ing. Hans Heupink
province of Zuid-Holland



provincie **HOLLAND**
ZUID



Study object: Provincial coast





Experiences on project scale: Sand Motor

- Impact assessment
- Monitoring and evaluation program
 1. The weather, waves and currents
 2. Sand distribution
 3. Water table and water quality
 4. Flora and fauna
 5. Recreation
 6. Management

Experiences on local scale: Quality Coast Award

NATURE

1. NATURE & CONSERVATION
2. ACCESS, INFORMATION & EDUCATION
3. GREEN POLICIES
4. OPEN LANDSCAPES

ENVIRONMENT

5. ENVIRONMENTAL MANAGEMENT
6. BLUE FLAGS & BEACHES
7. WATER MANAGEMENT
8. SUSTAINABLE TRANSPORTATION
9. WASTE & RECYCLING
10. CENERGY & CLIMATE MITIGATION
11. CLIMATE CHANGE ADAPTATION

IDENTITY & CULTURE

12. CULTURAL HERITAGE
13. TERRITORY & TRADITION
14. LOCAL IDENTITY

TOURISM & BUSINESS

15. DESTINATION MANAGEMENT
16. BUSINESS INVOLVEMENT
17. HOSPITALITY & SATISFACTION

HOST COMMUNITY & SAFETY

18. FREEDOM & JUSTICE
19. COMMUNITY PARTICIPATION
20. HEALTH & SAFETY

QualityCoast Regions Top 10

1. Azores (P)
2. Zuid-Holland coast (NL)
3. Northern Aegean (GR)
4. East Frisian islands (D)
5. Frisian isles (NL)
6. Syddanmark coast (DK)
7. Canary Isles (ES)
8. Tuscany coast (I)
9. Nordjylland coast (DK)
10. Crete (GR)



Enjoy the most: QualityCoast

QualityCoast

News

Business Partners

Loc

Awards for sustainability in coastal towns and islands



QualityCoast The Netherlands

GOLD AWARD

- Goedereede
- Noordwijk
- Schouwen-Duiveland
- Westvoorne

SILVER AWARD

- Ameland

BRONZE AWARD

- Katwijk
- Zandvoort

BASIQ AWARD

- Schiermonnikoog
- Terschelling
- Vlieland

Business Partners (*)

- Noordwijk: De Zeemeeuw

provincie **HOLLAND**
ZUID

Experiences on regional level: a tryout with the Sustain indicator toolkit



SUSTAIN *What have we done?*

1. An overall, methodological approach.
2. A **policy** context.
3. **Issues** have been selected under:
 - **Economics** (4),
 - **Environmental Quality** (8),
 - **Social Well-being** (5),
 - **Governance** (5).
4. **Indicators** have been selected for these four pillars



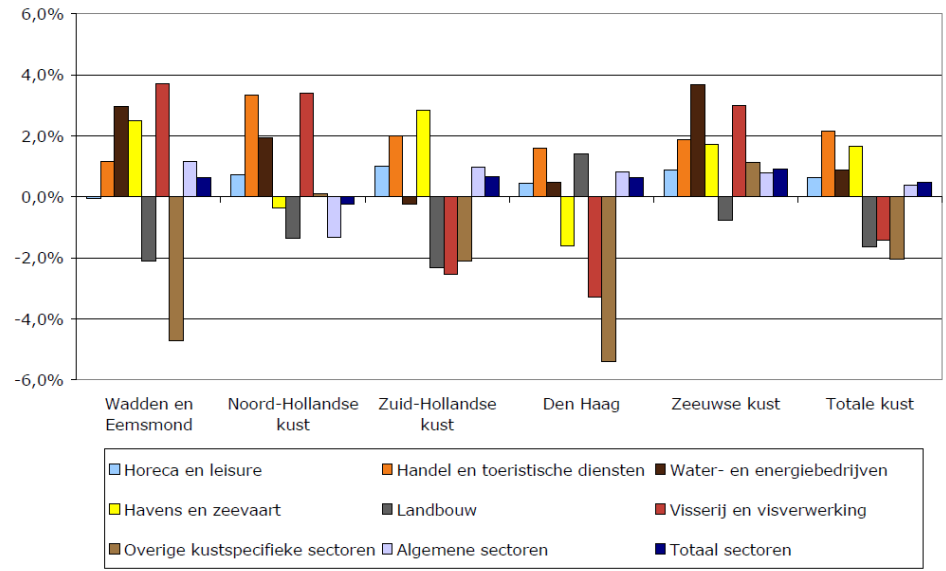
SUSTAIN Presentation, EU ICZM Group of Experts Meeting, September
LITTORAL 2012: Coasts of Tomorrow
27-29 November 2012, Oostende

Issue 1: defining "coast"

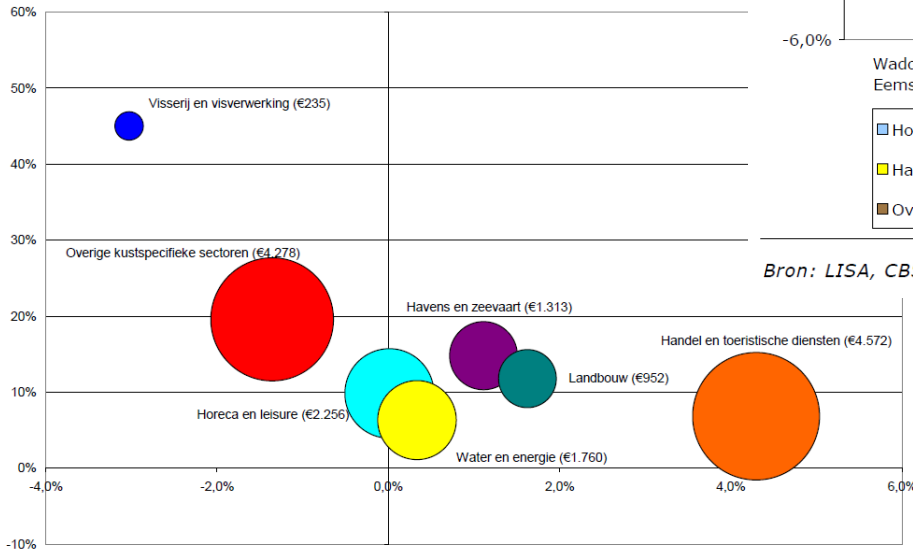


Issue 2: specific, reliable, repeatable data – economic figures

Figuur 23 Groei aantal banen naar sector en kustregio, 2006-2011 (in %)



Figuur 26 De kracht van de kusteconomie: BRP-omvang, aandeel en groei



Bron: LISA, CBS, berekeningen Panteia

Bron: CBS, LISA, berekeningen Panteia

Conclusion, follow up

Practical impression of the DeCyDe tryout:

A process...

- integral;
- reflective;
- complex;
- confronting;
- participative.

- innovative;
- rewarding!



Thank you!



EVEN EEN
REFLECTIE
MOMENTJE

RECREATIE NA WERK