

A new species, a lost type and its forgotten name and more terebrid discoveries in the Caribbean (Gastropoda: Terebridae)

Yves TERRYIN

Scientific Associate MNHN & RBINS
Kapiteinstraat 27, 9000 Gent, Belgium
yves@naturalart.be

KEY WORDS. Terebridae, Caribbean, Western Atlantic, Guadeloupe, *Terebra* (s. l.) *lamyi* sp. nov., *Terebra limatula*, shell morphology, biodiversity.

ABSTRACT. A small collection of terebrid specimens from Guadeloupe is discussed, with the description of a new species *Terebra* (s. l.) *lamyi* sp. nov. and the history of the taxon *Terebra limatula* Dall, 1889 is extensively researched.

INTRODUCTION

While examining specimens of the new species hereafter described, several terebrid experts were asked for an opinion as to their identity.

One responded that the typical reticulated/beaded sculpture is a feature typically seen in deeper water species from the Caribbean and adjacent areas. Although it bore almost no resemblance to any known species, he advised the author to study also the "forgotten species" *Terebra limatula* Dall, 1889a as the new shell could well match its very short description. As mentioned by Bratcher & Cernohorsky (1987), the type was thought to be lost and in fact the original description offers little discriminative help, so this investigative lead was easily rejected. It wasn't until a quick search in the online type database of the USNM was performed that specimens were found logged as *Terebra limatula*. This contradicted earlier report and prompted further investigation. Not only was there more than one syntype but the shells were actually present in the type collection and fitted the description and each were identical with one another. The present paper tries to clarify the situation, and its effects.

Material and methods

All specimens from Guadeloupe were collected by Mr Dominique Lamy and reside in his private collection unless otherwise mentioned. All pictures of these specimens were taken by the collector, with the exception of the new species *Terebra* (s. l.) *lamyi* sp. nov. which were taken by the author.

All pictures of type material held in the USNM were provided by Ellen Strong.

All pictures of type material held in the ANSP were provided by Paul Callomon.

Abbreviations

ANSP: Academy of Natural Sciences, Philadelphia, PA, USA

INV: Instituto de Investigaciones Marinas, Santa Maria, Colombia

MCZ: Museum of Comparative Zoology, Harvard, MA, USA

MNHN: Muséum national d'Histoire naturelle, Paris, France

MZUSP: Museu Zoologia da Universidade de Sao Paulo, Sao Paulo, Brazil

RBINS: Royal Belgian Institute of Natural Sciences, Brussels, Belgium

USNM: United States Nation Museum - The Smithsonian Institute, Washington, DC, USA

DL: Private collection Dominique Lamy, Guadeloupe

YT: Private collection of Yves Terryin, Belgium

Ancient history

W. H. Dall (1889a: 66) described the species *Terebra* (*Acus*) *limatula* in the reports of the *Albatross*-expedition to the Caribbean. The type locality was not actually given but he enumerated a list of localities as 'habitat': "*Barbados, 100 fms; Gulf of Mexico at Station 36, in 84 fms.; Bahamas, west of North Bemini (sic!), in 200 fms (Dr. Rush); US Fish Commission Station 2402, in the Gulf of Mexico, between the delta of the Mississippi and Cedar Keys, Fla., in 111 fms., mud; and Station 2610, 24 miles S. E. from Cape Lookout on the Carolina coast, in 22 fms., sand, bottom temperature 79°.0F.*"

Dall mentioned no total number of specimens he had before him and only lists the size of a specimen as being 18.0 mm long, 3.5 mm wide and with 14 whorls. The actual description of its discriminative features is a bit scattered throughout the manuscript: in a key and in the actual short description, and can be summarized as follows: Shell small, acute, elongate, columella not keeled, whorls flat. Strongly cancellate sculpture and nodulose at the interstices, about 18-20 costae on the body whorl. Subsutural band nodulose and 2-4 spiral rows of nodules on the remainder of the whorl. Color white to pale buff.

Dall furthermore mentioned the possible need to distinguish the specimens coming from 'more North'

i.e. South Carolina, USA as var. *acrior*, defined as having only 2-3 spiral rows that are not as strongly sculptured.

After its description the taxon was rarely used again, often in faunistic lists, only twice crudely figured e.g. Dall, 1889b: 94; Dall & Simpson, 1901: pl. 29, fig. N; de Jong & Kristensen, 1965: 47; Warmke & Abbott, 1962: 133 (as var. *acrior*); Abbott, 1968: 164 (as a subspecies of *Terebra protexta*); Kaicher, 1981: card 2710 ("holotype" of *Terebra acrior*); de Jong & Coomans, 1988: 104. In all these cases the identity of the taxon could not be well defined by description, drawing or picture.

Recent history

The name *Terebra limatula* was mentioned also in the Terebridae revision by Bratcher and Cernohorsky (1987: 30), who listed the species as dubious because the type material was thought to be lost and the description was considered too general to be of any help.

While the present author was revising all relevant taxa for a possible comparison with *Terebra* (s. l.) *lamyi* sp. nov., the name *Terebra limatula* remained enigmatic because of its description and 'lost types'. A quick search by Dr Ellen Strong (Curator of Mollusca, USNM, USA) revealed that possible 'types' are present at the USNM. Upon a more in-depth look through the type collection and records of the USNM, she was able to trace back four (+1 possible) records labeled as syntypes of *Terebra limatula* and var. *acrior*:

USNM 103436: Unconfirmed type, not listed in the online database because of its unconfirmed status. United States Fish Commission, Station 2120, at 134 m, Grenada.

The specimen was catalogued Jan. 31, 1890, simply as "*Terebra*", is conspecific with the hereafter-mentioned specimens but is clearly does not belong to the original type series as noted by Dall (see above).

USNM 92870: Catalogued February 13, 1888 with no identification. 1 specimen in dry condition. Collected 19 October 1885, RV *Albatross*, US Fish Commission Station 2610, North Carolina Cape Lookout at 40 m.

USNM 93971: Catalogued March 20, 1888 with no identification. 1 specimen in dry condition. Collected 14 March 1885, RV *Albatross*, US Fish Commission Station 2402 Florida, between Mississippi Delta and

Cedar Keys at 203 m, 34.33N - 76.2W.

USNM 61229: 2 specimens in dry condition; collected by W. Rush, Bahamas, NW Bimini Island at 366 m. Additional notes accompanying this sample in the USNM mention: "see also USNM 92870, 93971; ANSP 33723 (syntypes)".

The specimen was catalogued Dec. 19, 1885, and labeled "*Terebra*". Specimens are currently out on loan.

USNM 87294: *Terebra (Acus) limatula* var. *acrior* Dall, 1889. 1 specimen in dry condition. RV *Blake*. US Coast Survey Station 100, Barbados, 13.167N - 59.533W at 183 m. Leg. A. Agassiz. The specimen was catalogued June 17, 1888 and labeled as "*Acus limatulus* Dall" Specimen is currently out on loan.

The database notes field in the type record USNM 61229 mentions additional specimens or types in the ANSP. An investigation by Paul Callomon (Curator of Mollusca, ANSP, USA) revealed the following:

ANSP 33723: 3 'syntypes' with the following information on the labels:

Original label: *L. protexta* Cow / Bemini, Bahamas [sic! = Bimini] / Dr. Wm. H. Rush!

Subsequent label 1: *Terebra limatula* form *acrior* Dall / det. T. Bratcher / 17 Oct 1981.

Subsequent label 2: Probable syntypes of *Terebra limatula* Dall, 1889 / A. R. Kabat, 17 Feb 1995.

One specimen (9.3 mm) seems conspecific with all the 'syntypes' of *Terebra limatula* in the USNM, but the other two (6.0 mm & 12.2 mm) clearly belong to a different species (and genus/group). Why these three were kept together as one species and regarded as such by Bratcher is a complete mystery as the difference is quite evident. A bit of research revealed that the two belong in fact to a probably undescribed species.

The total amount of 'syntypes' is thus actually six, five for *limatula* and one for *limatula* var. *acrior*. They are deposited in two museums: five (of which one is of *limatula* var. *acrior*) in USNM and one in ANSP.


As quoted above, the var. *acrior* is merely based upon small differences in the strength of sculpture and number of spiral rows of beads. As it concerns a smaller specimen than the specimens of the nominative type, we can conclude that this represents a mere juvenile of the latter. Thus *Terebra limatula* var. *acrior* is here interpreted as a junior synonym of *Terebra* (s. l.) *limatula*.

Figures 1-7

1-4. *Terebra lamyi* sp. nov. 1. MNHN 23204, Holotype, 10.8 mm, Guadeloupe, off Saint François, 250 m; 2. DL, Paratype, 1 10.6 mm, Guadeloupe, off Saint François, 250 m; 3. YT, Paratype, 3 10.7 mm, Guadeloupe, off Saint François, 250 m; 4. DL, Paratype, 2 9.1 mm, Guadeloupe, off Saint François, 250 m.

5-6. *Terebra* species 1. 5. ANSP 425025, 12.2 mm, Bahamas, N Bimini Island, 366 m; 6. ANSP 425025, 5.9 mm, Bahamas, N Bimini Island, 366 m.

7. *Terebra limatula* ANSP 33723, paralectotype, 9.3 mm, Bahamas, N Bimini Island, 366 m



As mentioned above, Bratcher & Cernohorsky (1987) considered the type of *Terebra limatula* and var. *acrior* to be lost. Subsequent researchers amateurs studying terebrids from the Caribbean and adjacent areas have often ignored the taxon.

Since then, however quite a number of West Atlantic/Caribbean 'cancellate' and/or 'beaded' terebrids have been described that resemble *Terebra limatula*:

Terebra (s. l.) *crassireticulata* Simone, 1999 = nom. nov. pro *Terebra reticulata* Simone & Verrisimo, 1995;

Terebra (s. l.) *colombiensis* Simone & Gracia, 2006;

Terebra (s. l.) *simonei* Lima, Tenorio & Barros, 2007; And to a lesser extent, we can add the following to the list:

Terebra (s. l.) *leptapsis* Simone, 1999 = *Terebra doellojuradoi* Carcelles, 1953 *fide* Faber, 2007, synonymy agreed;

Terebra (s. l.) *intumescyra* Lima, Tenorio & Barros, 2007;

Terebra (s. l.) *alagoensis* Lima, Tenorio & Barros, 2007.

The discovery of the types of *Terebra* (s. l.) *limatula* might affect the validity of the species here mentioned, and this is discussed below.

Further discoveries

The fishing and collecting operations around the island of Guadeloupe by Mr Dominique Lamy have yielded over the last decades a large number of rare discoveries in malacology thanks to his personal investment of time and vigorous effort and because of his particular fishing methods (dredgings, baited bottle traps etc...). Besides the above-mentioned newly described species newly, a number of noteworthy species/specimens are here briefly commented on and figured. All the taxa will need further investigation to better understand the intraspecific variability of these hard to obtain deeper water species, but this must await the arrival of further specimens. The present

enumeration serves merely as a photographic iconography to illustrate the difficulty of research, the huge variety and biodiversity in the Terebridae of the Caribbean, and our lack of knowledge of the fauna. No attempt has been made at this stage to assign taxa or even give detailed descriptions as they would be based on incomplete, dead collected or too few specimens.

SYSTEMATICS

Family TEREBRIDAE Mörch, 1852

All species here discussed and described will be placed in the informal grouping *Terebra* (s. l.) (thus *sensu* Bratcher & Cernohorsky, 1987) as opposed to *Terebra* s. s. (*sensu* Terryin, 2007), unless otherwise mentioned. The actual generic status of the species is the subject of continuous research and will be updated as information comes available.

Terebra lamyi sp. nov.

Figs 1-4

Type material. Holotype MNHN 23204, dredged off Saint François, Guadeloupe at 250 m, 10.8 mm.

Paratypes. All dredged off Saint François, Guadeloupe at 250 m - Paratype 1: DL, 10.6 mm; Paratype 2: DL, 9.1 mm; Paratype 3: YT, 10.7 mm.

Type Locality. Off Saint François, Guadeloupe. Dredged on muddy bottom at 250 m.

Additional material. DL, 1 specimen dredged at 150 m off Port Louis.

Distribution. Known only from the type locality and off Port Louis.

Habitat. All specimens were dredged on a muddy substrate. Presumed bathymetrical range for living specimens between 150 and 250 m.

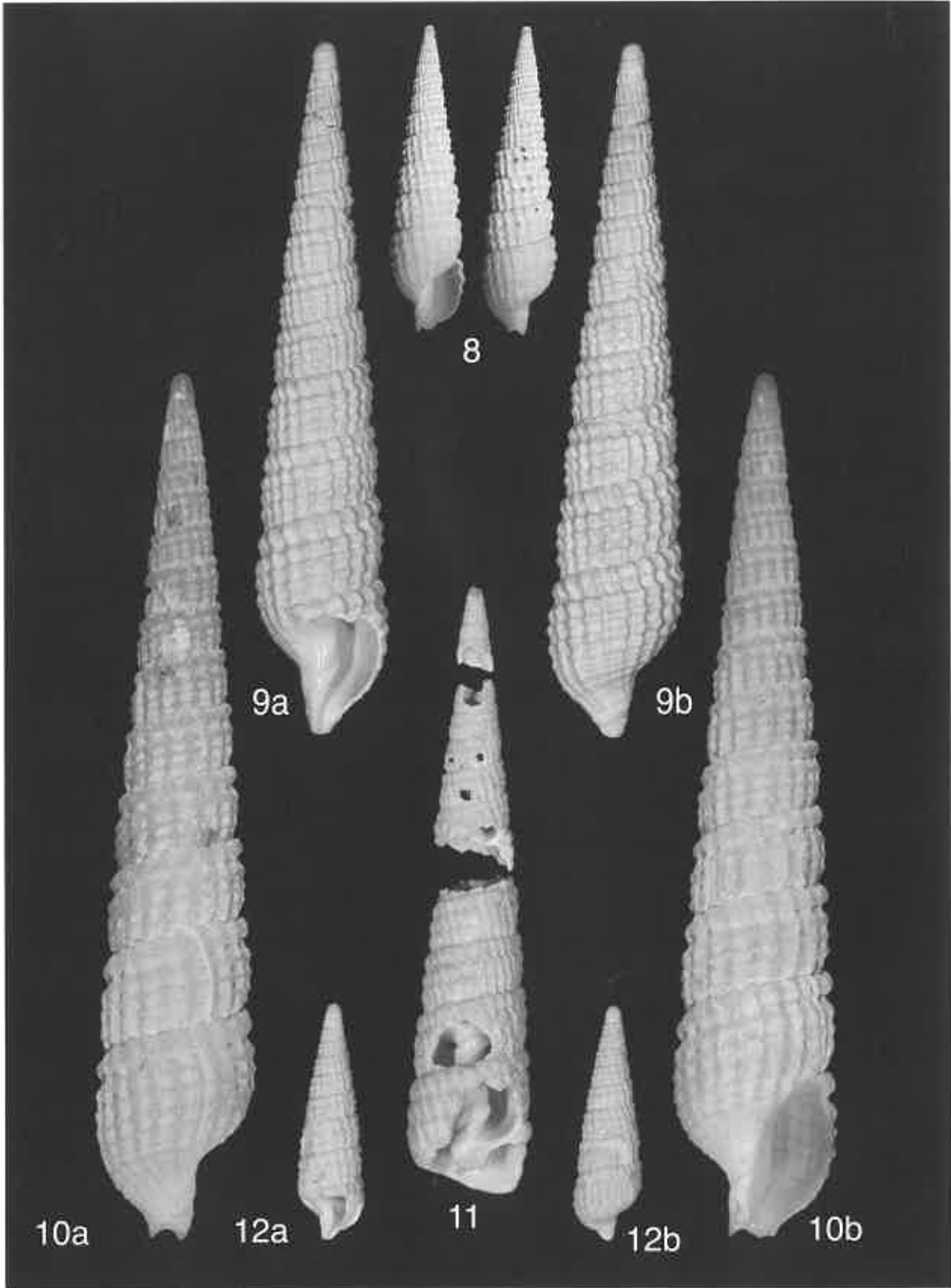
Figures 8-12

8. *Terebra colombiensis* Simone & Gracia, 2006. INVMOL 1963, paratype, 15.5 mm, off Bocas de Ceniza, Colombia, 312-326 m. (Courtesy of Luiz Ricardo L. Simone, MZUSP) (x 0.5).

9. *Terebra limatula* Dall, 1889. USNM 93971, lectotype, 17.9 mm, USA, Florida, between Mississippi Delta and Cedar Keys, 203 m. (Courtesy of Ellen Strong, USNM).

10. *Terebra reticulata* Simone & Verissimo, 1995. MZUSP 27930, holotype, 22.2 mm, slope off Ubatuba, Sao Paulo, Brazil, 320 m. (Picture courtesy of Luiz Ricardo L. Simone, MZUSP).

11-12. *Terebra limatula* Dall, 1889. 11. USNM 92870, paralectotype, 14.7 mm (reconstructed estimate), USA, North Carolina, Cape Lookout, 40 m. (Photo courtesy of Ellen Strong, USNM). 12. USNM 103436, 5.9 mm, Grenada, 134 m. (Photo courtesy of Ellen Strong, USNM).



Description. Shell small to 11 mm. Shell color maroon to fawn; subsutural band often giving a somewhat lighter appearance. Outline of whorls slightly concave to almost straight. Protoconch of about 2.0 whorls; shiny brown. Subsutural band decorated with numerous axial ribs, as numerous as on the remainder of the whorl. Subsutural band delimited by a deeper groove compared to those on the remainder of the whorl. Axial sculpture of numerous slightly arcuate to mostly straight ribs, wider than the interspace. Spiral sculpture of 5-6 grooves, somewhat cutting the axial ribs; all giving the shell a somewhat elongate-beaded appearance. Columella curved with a shiny brown callous. Animal and operculum unknown.

Etymology. The species is named in honor of the Guadeloupe conchologist Mr Dominique Lamy in gratitude for providing the conchological community with molluscan material from Guadeloupe, including the here-described species.

Terebra species 1
Figs 5-6

Material: ANSP 425025, previously included in ANSP 33723, 2 sps.

Locality data: Bimini, Bahamas.

Commentary: Protoconch with about 2 whorls, mamillate. Subsutural band and remainder of whorl of identical sculpture consisting of numerous low axial ribs. Radial sculpture consisting of numerous shallow grooves. Subsutural marcation consisting of a shallow groove, yet deeper incised than the radial sculpture: 1-2 radial grooves on the subsutural band there, about 5-6 on the remainder of the whorl (measured on the largest specimens penultimate whorl).

Discussion and comparison: Both specimens are small, heavily damaged and badly eroded, probably representing dead juveniles or subadult forms. Clear description of the features therefore is not possible. However it is very evident that these two specimens are not conspecific with the '*limatula*' contained in the original type lot ANSP33723. Both the difference in protoconch and sculpture is very evident. Hence the two specimens should be separated out of the type

sample, leaving only 1 paralectotype of *Terebra* (s. l.) *limatula* in ANSP33723 (see further).

Terebra limatula Dall, 1889
Figs 7, 9-12

Terebra (Acus) limatula Dall, 1889a: 66.
Terebra (Acus) limatula var. *acrior* Dall, 1889a: 66.
Terebra crassireticulata Simone, 1999 (= nom. nov. pro *Terebra reticulata* Simone & Verissimo, 1995): 222.

Type material

***Terebra limatula*:** USNM 92870: 1 specimen (dry). Collected 19 October 1885, RV *Albatross*, US Fish Commission Station 2610, North Carolina Cape Lookout at 40 m; USNM 93971: 1 specimen (dry). Collected 14 March 1885, RV *Albatross*, US Fish Commission Station 2402 Florida, between Mississippi Delta and Cedar Keys at 203 m, 34.33N - 76.2W; USNM 61229: 2 specimens (dry); collected by W. Rush, Bahamas, N Bimini Island at 366 m; ANSP 33723: 1 specimen (dry); collected by W. Rush, Bahamas, N Bimini Island at 366 m, 9.3 mm (see above).

The specimen registered as USNM 93971 (Fig. 9) is selected as the lectotype, in order to enhance the stability of the nomenclature in accordance with ICZN art. 74.7.3. All other type material specimens of *Terebra limatula* (USNM 92870, USNM 61229) and ANSP (33723) are paralectotypes.

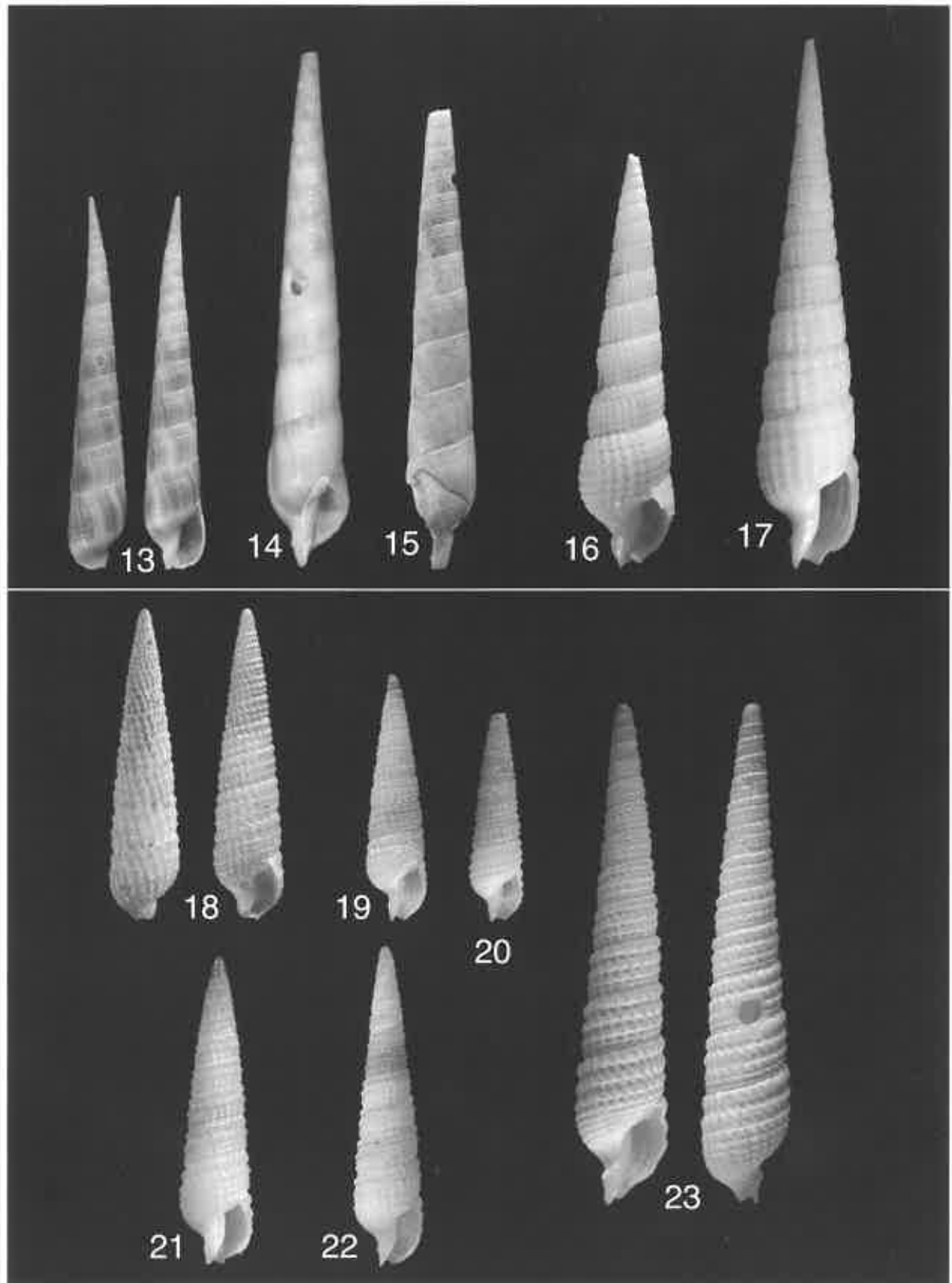
***Terebra limatula* var. *acrior*:** USNM 87294: *Terebra (Acus) limatula* var. *acrior* Dall, 1889. 1 specimen in dry condition. RV *Blake*. US Coast Survey, Barbados, 13.167N - 59.533W at 183 m.

***Terebra reticulata*:** MZUSP 27930: 1 specimen in dry condition. Station 5361, 24°42'0"S-44°30'5"W, slope off Ubatuba, Sao Paulo, Brazil, 320 m. Numerous paratypes at MZUSP.

***Terebra crassireticulata*:** Although *Terebra crassireticulata* was a re-naming of *Terebra reticulata*, a heading was made in the manuscript entitled 'type material' which lists a large number of specimens from the MNHN but without formally designating types. Assumed is that this was a mere editorial lapsus.

Figures 13-23 (All from coll. Dominique Lamy and from Guadeloupe).

- 13-15. *Terebra evelynae* Clench & Aguayo, 1939. 13. 51.1 mm, off Saint-François, 250 m. 14. 69.7 mm, off Nord Grande-Terre, 300 m. 15. 62.5 mm, off Nord Grande-terre, 300 m.
16. *Terebra glossema* Schwengel, 1940. 23.3 mm, off Port-Louis, 150 m.
17. *Terebra* species 2. 29.8 mm, off Port-Louis, 100 m.
18-19. *Terebra* species 3. 18. 9.2 mm, off Saint-François, 250 m. 19. 7.4 mm, off Anse La Gourde, 250 m.
20-22. *Terebra* species 4. 20. 6.2 mm, off Anse La Gourde, 250 m. 21. 9.1 mm, off Anse La Goude, 250 m. 22. 9.5 mm, off Vieux Habitants, 300 m.
23. *Terebra* species 5. 14.7 mm, off Saint-François, 250 m.



Additional material studied. USNM 103436 (see remarks above).

Type locality. Lectotype: US Fish Commission Station 2402, Florida, between Mississippi Delta and Cedar Keys at 203 m, 34.33N - 76.2W

Description. See Simone & Verissimo, 1995; Simone, 1999 for an extensive description of both the shell morphology and anatomy. The holotype of *Terebra crassireticulata* shows exactly the same protoconch and shell morphology as *Terebra limatula*. The specimens of *Terebra limatula* studied were all shells with damaged body whorl (columellar plicae visible), compared to the fully adult and complete holotype of *Terebra crassireticulata* with thickened columellar callus.

Habitat. Unknown.

Distribution. From North Carolina, Florida and the Bahamas (Dall, 1889a), probably South along the chain of islands bordering the Atlantic to Brazil, where it has been confirmed from Rio de Janeiro to Sao Paulo (Simone, 1999).

Terebra evelynae Clench & Aguayo, 1939

Figs 13-15

The species is easily identifiable among the West Atlantic and Caribbean terebrids but has been rarely recorded. Only a handful of dead collected specimens are known besides the live collected holotype (MCZ 135077: 118.3 mm). As far as the author could determine, the species had only been recorded from off Cuba (type locality: off N Santa Clara Province, 225 fms) till the present discovery of one live and several dead (crabbed) collected specimens off Guadeloupe.

Terebra glossema Schwengel, 1940

Fig. 16

The species is fairly identifiable amongst the West Atlantic and Caribbean terebrids but has been rarely recorded. The range of the species is restricted to the northern Caribbean (Florida, Bahamas and Cuba) but Faber (2007: Aruba) and the present finding (Guadeloupe) confirm a much wider range southwards and it probably lives throughout the eastern rim of the Caribbean islands.

Terebra species 2

Fig. 17

The species bears some resemblance to *T. glossema* in the characteristics of the sculpture, but the density of the spiral and axial sculpture is rather different. The sculpture is much coarser and the general outline is much more slender than in *T. glossema*. At present this species is only represented by a single specimen. Thus nothing is known concerning intraspecific variability. The species can not be compared to any other known taxon in the Caribbean and is most probably new to science. Due to the lack of additional specimens at the moment, the species remains under study awaiting more finds.

Terebra species 3

Figs 18-19

The following three species can obviously be accredited as belonging to the *limatula*-group because of the shell surface morphology, which is reticulated and beaded; but because of constant differences in protoconch and variations in the sculpture, they must be assigned under different taxa.

The spiral sculpture of this species is sharp: deep grooves separated by almost protruding beads, yet close-set and dense.

Terebra species 4

Figs 20-22

The present species was also dredged at the type locality of *Terebra lamyi*. It was preliminary stored as *T. cf. colombiensis* pending further research but the present paper proves that it does not belong to that species nor with any of the related species. The main difference is the conical, paucispiral protoconch of about 2.5-3.0 whorls, *T. limatula* and *T. colombiensis* both have a near-mammillate protoconch. Furthermore the present species is quite distinguishable because the fine beading and deep and wide spiral grooves gave rise to a somewhat step-like or turreted outline of the whorls. Because of the close relationship in sculpture, this species is without doubt related to the aforementioned. It is here figured for the first time awaiting more specimens for further study.

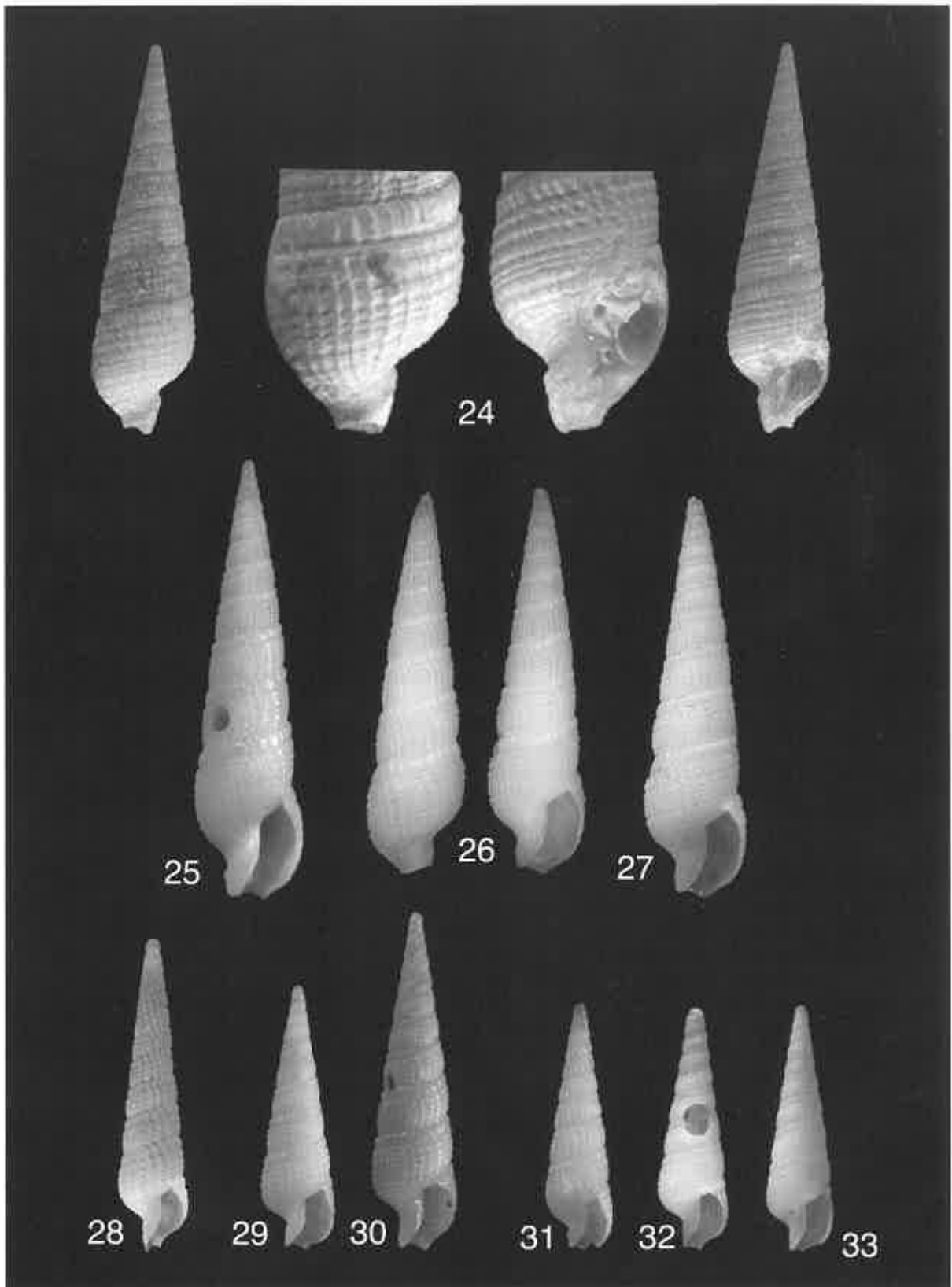
Figures 24-33 (All from coll. Dominique Lamy and from Guadeloupe).

24. *Terebra* species 6. 14.5 mm, off Port-Louis, 130 m.

25-27. *Terebra* species 7. 25. 16.3 mm, off Port-louis, 130 m. 26. 14.3 mm, off Port-Louis, 100 m. 27. 14.8 mm, off Port-Louis, 150 m.

28. *Terebra* species 8. 11.5 mm, off Port-Louis, 160 m.

29-33. *Terebra* species 9. 29. 9.8 mm, off Port-Louis, 100 m. 30. 12.5 mm, off Port-louis 100 m. 31. 9.2 mm, off Port-Louis, 120 m. 32. 6.1 mm, off Port-Louis, 100 m. (x 1.5). 33. 9.1 mm, off Port-Louis, 120 m.



***Terebra* species 5**

Fig. 23

The species shows a strong resemblance to *T. limatula* but again the protoconch and the even coarser general sculpture leaves no doubt that it represents a different and perhaps undescribed taxon.

***Terebra* species 6**

Fig. 24

The species has no comparison in the Caribbean but is somewhat similar in sculpture to a species occurring in the Indo-Pacific (coll. MNHN, Marquesas Islands) currently under study and description. The species is only known from one dead collected specimen which would make description premature at this stage.

***Terebra* species 7, 8 & 9**

Figs 25-33

The mentioned 3 morpho-species are without doubt related and close in resemblance to *T. alba*.

Although *T. alba* is reported throughout the Caribbean, findings are usually restricted to the North (Gulf of Mexico, Bahamas, Florida etc...).

Species 6 & 8 are closely related to one another and to *T. alba* because of similar sculpture, yet differ amongst each other in protoconch size and shape.

Species 7 has a coarser sculpture and a different protoconch than the aforementioned.

ACKNOWLEDGEMENTS

I wish to express my gratitude to Mr Dominique Lamy for bringing a large number of terebrids from Guadeloupe and especially the species here named after him, to my attention. Also a great word of appreciation for all their efforts goes to Dr Ellen Strong (USNM) and Paul Callomon (ANSP). Furthermore, I wish to thank Dr Philippe Bouchet and Virginie Héros (MNHN) for their ongoing assistance in the study of Terebridae. I sincerely appreciate the assistance I had from Luiz Ricardo L. Simone (MZUSP), in providing pictures of types and valuable comments in the matter. I also sincerely thank Willem Faber (The Netherlands) and Koen Fraussen (Belgium) for critically appraising the text and Gavin Malcolm (UK) for assistance and comments during the research.

REFERENCES

- Abbott, R. T. 1968. *Seashells of North America*. Golden Press, New York, USA. 280 pp.
- Bratcher, T. & W. O. Cernohorsky 1987. *Living Terebras of the World*. Madison Publishing Associates, New York, NY, USA. 240 pp.
- Dall, W. H. 1889a. Report on the Results of Dredgings, under the supervision of A. Agassiz, in the Gulf of Mexico (1877-78) and in the Caribbean Sea (1879-80), by the U. S. Coast Survey Steamer "Blake". 29. Report on the Mollusca. 2. Gastropoda and Scaphopoda. *Bulletin of the Museum of Comparative Zoology, Harvard*, 18: 1-492.
- Dall, W. H. 1889b. A preliminary catalogue of the shell-bearing marine mollusks and brachiopods of the southeastern coast of the United States, with illustrations of many of the species. *Bulletin of the United States National Museum*, 37: 94.
- Dall, W. H. & Simpson, C. T. 1901. The Mollusca of Porto Rico. *Bulletin of the United States Fish Commission*, 20: 351-524, pls 53-58.
- de Jong, K. M. & Coomans, H. E. 1988. *Marine gastropods from Curaçao, Aruba and Bonaire*. E. J. Brill, Leiden, The Netherlands. 261 pp.
- de Jong, K. M. & Kristensen, I. 1965. Gegevens over Mariene Gastropoden van Curaçao. *Correspondentie Blad van de Nederlandse Malacologische Vereniging*, suppl.: 1-56.
- Faber, M. J. 2007. Marine gastropods from the ABC-islands and other localities. 14. The family Terebridae (Gastropoda, Neogastropoda) with description of a new species from Aruba. *Miscellanea Malacologica*, 2 (3): 49-55.
- Kaicher, S. D. 1981. *Card Catalogue of World-Wide Shells*, 27: Terebridae II, no. 2710.
- Simone, L. R. L. & Verrissimo, P. 1995. *Terebra reticulata*, new species of Terebridae (Gastropoda, Prosobranchia, Conoidae) from Southeastern Brazil. *Bulletin of Marine Sciences*, 57 (2): 460-466.
- Simone, L. R. L. 1999. Comparative morphology and systematics of Brazilian Terebridae (Mollusca, Gastropoda, Conoidae), with description of three new species. *Zoosytema*, 21 (2): 199-248.
- Terry, Y. 2007. *Terebridae, a Collectors Guide*. Conchbooks, Hackenheim, Germany & NaturalArt, Gent, Belgium. 57 pp. + 65 colour pls.
- Warmke, G. L. & Abbott, R. T. 1962. *Caribbean Seashells*. Livingstone Publ., Wynnewood, Pennsylvania, USA. i-x, 348 pp.